


# SMD 1575.420MHz SAW FILTER

AFS1575.42S4

APPLICATION: GPS, Automotive Electronics Remote Control



3 x 3 x 1.15mm

## STANDARD SPECIFICATIONS:

CHARACTERISTICS	UNIT	MIN.	TYP.	MAX.
Center Frequency Fc	MHz	-	1575.420	-
Bandwidth	MHz	-	Fc ± 1.2	-
Insertion Loss @ Passband	dB	-	1.5	2.0
Ripple @ Passband	dB	-	0.15	1.0
Relative Attenuation				
DC ~ 1382 MHz	dB	37.0	40.0	-
1382 ~ 1397 MHz	dB	40.0	47.0	-
1397 ~ 1478 MHz	dB	40.0	45.0	-
1478 ~ 1487 MHz	dB	40.0	47.0	-
1487 ~ 1500 MHz	dB	30.0	52.0	-
1625 ~ 1640 MHz	dB	30.0	49.0	-
1640 ~ 2000 MHz	dB	38.0	42.0	-
2000 ~ 3000 MHz	dB	33.0	38.5	-
DC Voltage	V	0		
Source Power	dBm	10		
Operating Temperature	°C	-40°C to +85°C		
Storage Temperature	°C	-50°C to +100°C		
Terminating Impedance	Ω	50		
Input/Output VSWR @ Passband	MHz		1.1/1	2.0/1

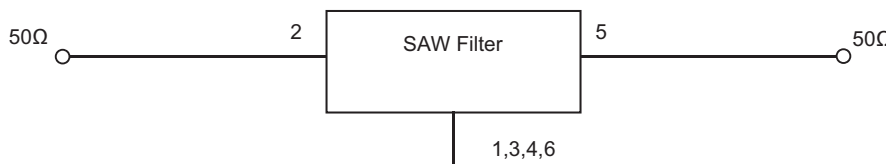
Electrostatic Sensitive Device. Handle with precaution.

## MARKING:

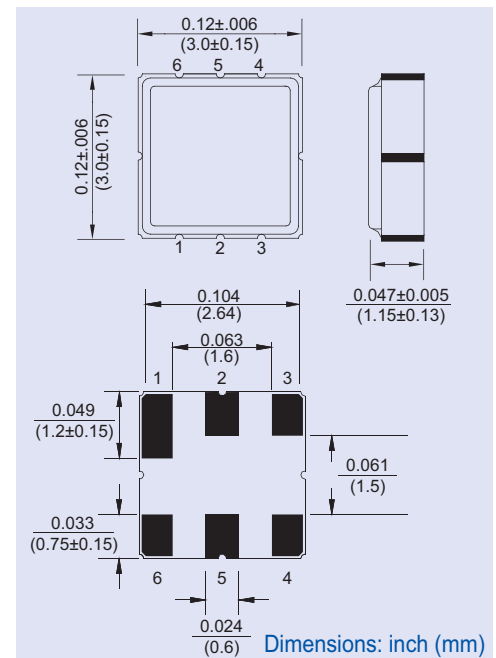
- 1575.42 (1575.42 Frequency in MHz)
- AF ZYX (ZY: Date code Z for month from A to L; Y for year, i.e. 4 for 2004 X: Traceability code)

PIN NO.	CONNECTIONS
2	Input
5	Output
1,3,4,6	Ground

## TEST CIRCUIT:




## OUTLINE DRAWING:



# SMD 1575.420MHz SAW FILTER

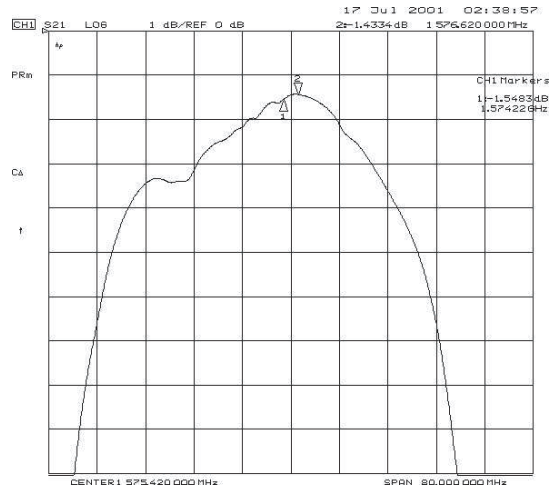
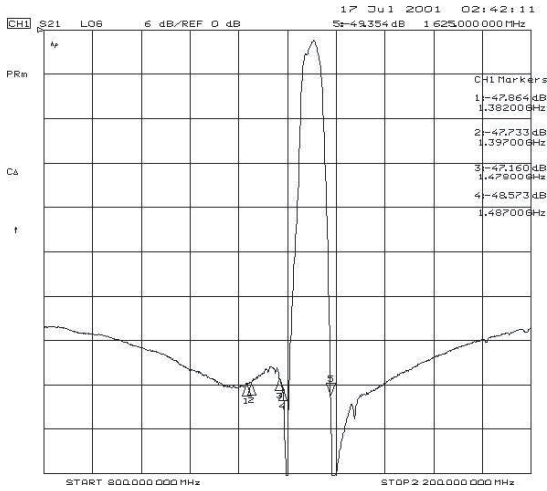
AFS1575.42S4

APPLICATION: GPS, Automotive Electronics Remote Control

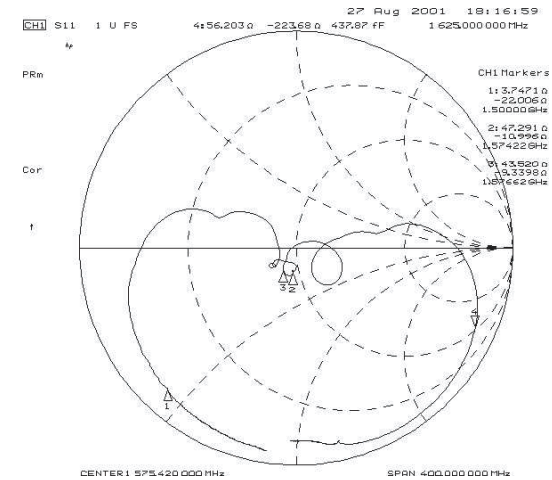
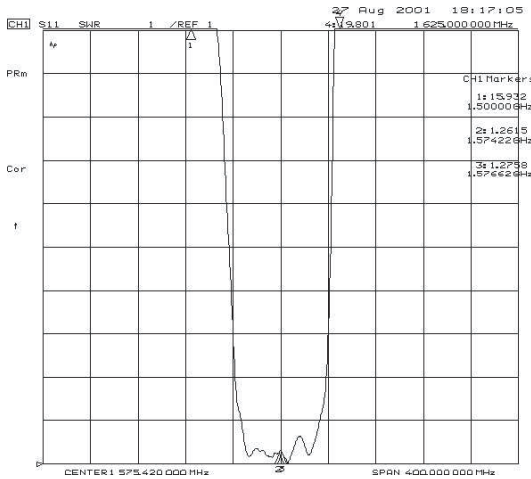


3 x 3 x 1.15mm

## FREQUENCY RESPONSE:



## Reflection Characteristics: S11 VSWR



## S22 VSWR

