

The CLARK LETTERS



This is the 1st of Clark Letter Compilations
Order #2 at \$6 from Fry's,
#3

RICHARD L. CLARK/GRAVITY/ET AL

[The following material is being reprinted verbatim as received. Above the heads many of us, but some of you may find it fascinating.---H.L.]

10¹² Hz. FREQUENCY PHENOMENA: ZERO POINT RADIATION, GRAVITY, AND SPARK DISCHARGE DATA

Boyer: Hard vacuum data in August, 1985 "Scientific American". Frequency data around 10¹² Hz. "Magic Window" between microwave and heatwave frequencies.

Spark discharge frequency: "Matter, Energy, and Radiation", 1941.

Clark: Gravity wave propulsion data.

Schauburger: Water suction vacuum systems that would generate 10¹² Hz in Project V-7 data, etc. (flow directionalized)

Searl: Flywheels rotating at ionization speeds (spark discharge) generate 10¹² Hz.

Brown: High voltage capacitors would generate 10¹² Hz. (spark discharge)

Pajak: Spark chamber drive systems would generate 10¹² Hz.

Tesla: Spark discharge and capacitor rushing systems would generate 10¹² Hz. (see Carr & Mathews data.)

Gravity bomb: High energy spark discharge in Earth's subsurface--rupturing outward 180° latitude from generator at wave point collisions. Tremendous light flash on Earth surface rupture, followed by vacuuming implosion-explosion shock front waves. Energy rupture assumes torus shape and then explodes upward as a mushroom shape. (supposed "A" and "H" bombs)

General data:

1) Tesla's Colorado Springs Unit Ball stuck 100 to 500 feet in the ground, below sea level. First used as a weapon in 1908 at Russian wasteland, then in 1945 on Japan to

set up "Cold War" fears.

2) "Philadelphia Experiment" was multiunit directional beams version of this 10¹² Hz frequency technology. Caused invisibility and location jump of the Eldridge. This was not a degaussing magnetic phenomena.

3) Two spark discharge beams aimed to a common focal point and pulse delay fired, creates instant heat combustion in human targets. Generated "spontaneous combustion" or the "hot job".

4) Saucer landing site soil and plant microwave and infrared burns are side band radiations of the spark discharge drive radiating through the unshielded bottom of the saucer.

5) Saucer-radiated intense magnetic fields are a natural side effect of spark discharge propulsion "super-coils" magnetic effects.

6) Early bell-shaped saucer "wobblies" are synchronization instabilities in the spark discharge propulsion units.

7) Saucer crew silvery or metallic jumpsuits are safety clothing against side band microwave and heatwave leaks in the spark discharge propulsion system.

8) Electrical/electronic equipment failures (automobile ignitions, etc.) near saucers is due to atomic level disruptions to electron flow in conductors caused by the spark discharge propulsion units radiations.

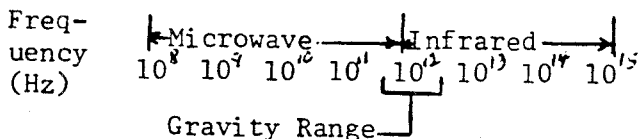
Permission is given to anyone to copy or publish all or any part of the above data.-----Richard LeFors Clark, Ph.D.

July 27, 1985

[The following is also quoted verbatim from the Clark material I received.---H.L.]

PROTOTYPE CONSIDERATIONS

We already know that gravity is a frequency of about a trillion cycles per second--1000 GHz, or 1,000,000,000,000 Hz. That's on the order of 10¹² Hz. This frequency is in the upper radar(microwave) to lower infrared areas.

PART OF THE ELECTROMAGNETIC SPECTRUM

All we need to generate gravity waves is to find materials that work in the microwave to infrared range. Easy enough. Just look through some electronics books at the library. (This is where I am at now.) We don't need much power for a small remote controlled unit of a foot or so. I've heard of loz crystals lifting over 50 lbs by anti-gravity means! *from wave theory of gravity*
To ease in construction and timing, the

EDUCATION:

Ph. D. - Mathematical Engineering (Systems)
M. S. - Psychology
M. A. - Business Management
B. S. - Engineering and Applied Science
B. A. - Business Administration
Journeyman Electronics Electrician (IBEW)

MEMBERSHIPS:

American Nuclear Society
American Mathematical Society
Mathematical Association of America
Society of Industrial and Applied Mathematics
American Association for the Advancement of Science
New York Academy of Science

National Affiliate:

American Chemical Society

Directory Listing:

Whos Who in the West - 1982

Men of Achievement - 1982

International Biographical Centre - Cambridge, England

Who's Who in California - 1982

Personalities in America - 1982

The Directory of Distinguished Americans - 1982

Community Leaders - 1982

International Book of Honor - 1983

Fellow:

United States Psychotronic Association

Psychical Research Foundation

Clark's 3 collections of writings include:

*Reich technology - Kimp Coffey & Ark Note. Systems Engineering
Reciprocal Systems - Vista technology - Soft Particle Concepts etc -*



Field Reporter

PSYCHICAL RESEARCH FOUNDATION

THIS IS TO CERTIFY THAT

Richard L. Clark, PhD.

IS A FIELD REPORTER FOR THE

PSYCHICAL RESEARCH FOUNDATION, INC.
P. O. BOX 3356, CHAPEL HILL, N.C. (919) 968-4958

ANY ASSISTANCE YOU CAN RENDER IN THE
INVESTIGATION AND RESEARCH BY THIS
FIELD REPORTER WILL BE DEEPLY APPRECIATED

W. G. ROLL, DIRECTOR

2-18-82

Date 2-18-82 This is to certify that

RICHARD L. CLARK

Is a duly authorized

CONSULTANT

FIELD INVESTIGATOR

for the

Mutual UFO Network, Inc.

103 Oldtowne Road

Seguin, Texas 78155

Walter H. Andrus, Jr.
Walter H. Andrus, Jr.
International Director

TWO EAST SIXTY-THIRD STREET, NEW YORK, NEW YORK, USA

**THE NEW YORK
ACADEMY OF SCIENCES**



FOUNDED 1917

Philip Felgelson
Secretary

MEMBER/1982

Richard L. Clark, PhD.
Member's signature/nontransferable

RICHARD L. CLARK, PH.D.
CONSULTANT - SYSTEMS ENGINEER

714/274-0196

TESLA TECHNOLOGY: WHY TESLA WAS KILLED--THE FINAL SECRET

The hit-and-run taxicab accident which led to Nikola Tesla's death a few weeks later was not an accident. Tesla's final secret had to be kept from the world at all costs. He had to be permanently silenced lest the knowledge of his mastery of time and space location became publicly known. This technology, the theory and devices of time and space location control, is now called flying saucers.

Before the turn of this century, Tesla knew of the earth's grids and natural frequency systems--Cathie Grids and the Ley Lines. He could transmit power via his Scalar Electrostatic Potential Wave Systems to distance points faster than light velocity. Thomas Bearden covers Tesla theories and devices, the Tesla Shield and Fire Balls, extremely well in his articles and books. It is easy to extend and expand these theories and device designs to include material objects and humans--flying saucers and dimension transversing.

Tesla made an automobile disappear and reappear in the early 1940s outside of New York City. The U.S. Navy later ran the famous experiment with the disappearing and reappearing destroyer that is well covered by Berlitz. Dr. Jessup was murdered for tracking down the connection between those Navy tests and the later U.F.O. systems.

The Germans, in secret research during World War II, developed crude ion-drive implosion engine saucers. These were captured by the British and Canadians. Because the United States did not share their atomic bomb secrets with the British and Canadians, they in turn did not share their captured saucer secrets with the U.S. Soon the U.S. found out about the saucer technology and we had our own units flying. But the American saucers had the added Tesla technology--they could "pop" in and out of these dimensions. As this technology leaked and spread, all of the major powers acquired the improved saucer systems. It is these advanced units that are part of Alternative Three and sighted all over the earth doing Grid repairs and rebuilding.

Nikola Tesla is the genius behind dimensional transversing systems. His quest for knowledge and understanding led to his death at the hands of the Power Elite. We can only learn of his genius from the scraps of information available to us. The products of the most humane genius ever to have lived are completely under the control of the Power Elite.

TESLA TECHNOLOGY: THE FARADAY-TESLA-CLARK HIGH CURRENT D.C. GENERATOR

Great care should be observed in balancing and handling of this flywheel device at high speeds. The gains in larger design models are in the disc (flywheel) radius by the squares, and only linear for Gauss and rotational velocity. Therefore, new designs need large radius discs as the primary optionizing model parameter. The units can be linked in series to raise the output voltage level. Be very careful on all wiring terminations to minimize resistance.

Copies of this paper and the proper submission forms have been sent to the Energy-Related Inventions Office of the National Bureau of Standards and other Federal Government officials. Copies are also being sent to all of the newsletters of the free-energy and clean-energy movement for consideration for their publications. I am going to develop and market these clean, fuel-free generator systems for American consumers at the most reasonable prices possible.

Other applications of this Clark Modified Faraday Generator system would be to propel electric automobiles without the heavy and costly batteries. Small aircraft and boats can also be built or modified to use this new power system. Also, using the known Townsend Effect, a lift type of airframe, like a "flying saucer" can be built based on this new generator as a polarized capacitor and flywheel inertia system.

In following papers I will examine the implications of this device for the concepts of inertia, mass, and physics.

ENDOTHERMIC VS EXOTHERMIC EXAMPLES OF EXOTHERMIC TECHNOLOGY

Internal combustion engines explode fuel and use the outward pressure and heat to push and force action against its opposing pressure. There is no allowance made for pull, which would be the other half, which would remove the resistance. This causes the heat, friction and resistance to pass along into each avenue of the machine, the metals are stressed, the channels are stressed and eroded and the seals are blown out. The fuel is even forced into the machine. The friction wear and break down of these machines is evidence of their destructive action - They destroy themselves! The extremely low efficiency of these devices is evidence of the resistance operating within which nullifies the power produced.

A perfect example of man's Technology taking sides with the destructive half of a process is with water devices. Both the conventional pumps and our methods and devices of moving water are detrimental, first, to the quality of the water (which few even consider, but we will discuss later) and most of all, to the very desire of man to transport water, to move it in a single direction.

Skepticism and Blind

Weaknesses in the arguments of so-called scientific investigators of the paranormal, especially of the Committee for the Scientific Investigation of Claims of the Paranormal, are devastatingly dealt with in his book, The New Inquisition, by Robert Anton Wilson, published by Falcon Press, Phoenix, AZ. Wilson has done a lot of homework to document his claims that many who consider themselves scientists can be as dogmatic as fundamentalist preachers who are just one of their many targets. He cites cases when CSICOP, or some of its most articulate members, have attacked Dr. Wilhelm Reich whose books were burned in October 1957 by agents of the U.S. government because they offended some of the scientific establishment (Reich was later imprisoned and his research equipment destroyed with an ax); Michael Gauquelin, French statistician, whose sampling of birthdates of outstanding athletes seemed to confirm some astrological concepts about the 'Mars effect'; and the Columbus, Ohio poltergeist case which James Randi called a 'hoax' without ever investigating. Wilson also cites numerous unexplainable events from earlier times which did not conform to known laws of science.



(From SCHNEIDER 114)

The logical and physical necessity of the existence of the Control Electromagnetic Field can be demonstrated by the extension of the three known and utilized electromagnetic fields. The logical patterning of the three known/used electromagnetic fields exactly follows the motional physics (Measure Formula) pattern. There is a Positional EM field (statics), there is a Velocity EM field, and there is an Acceleration EM field to follow exactly the Newtonian pattern. See the attached sheets for background/review data on the three currently used EM fields and their motional physics bases. Note that their patterns of existence are Position, Velocity, and Acceleration or the original Newtonian pattern.

The existence of a fourth EM field for a patterned or cyclical heterodynamic Control EM field is both a logical and physical necessity following the natural pattern of these three known EM fields. The Control Electromagnetic Field is totally predictable when deliberately generated. The constraints of the design elements make a generated Control Electromagnetic Field both predictable and highly usable by man. Basically, these Control Electromagnetic Fields are generated by superimposing or heterodyning of a Velocity EM motion and an Acceleration EM motion together instantaneously in a common element. The electromagnetic Control Field is of primary interest here but the hydraulic and thermal flow systems also would have Control Field effects.


An easy Control Electromagnetic Field generator to construct is a common rotor wound generator (magnetic velocity device) and a transformer (flux-linkage or acceleration device). The output of this simultaneous generator-transformer unit is a Control Electromagnetic Field. It is also theoretically possible to generate Control Electromagnetic Fields without physical element motion. Generically, all that is ever needed for generation of this control field is the instantaneous combining (heterodyning) of a velocity and an acceleration field.

Let us briefly overview the usable effects of the Control Electromagnetic Field. The most common, stable, natural form of the Control Electromagnetic Field is the binding energy in the nuclei of all atomic elements, called the Strong Nuclear Force. Thus, when we deliberately generate Control Electromagnetic Fields we disturb the natural atomic element energy binding structures. The amount of destruction to the atomic elements' structure is dependent on the power level in the imposed (outside) Control Electromagnetic Field. At very low Control EM Field power levels only outer orbital electrons are torn or pushed away, greatly adding to the conduction flow of the generator; this is the basis of the Over Unity Electrical Generators. At a slightly higher Control EM Field power level the nuclei centering shifts to offset/overcome gravity's BV field effects; this is the gravity control or anti-gravity utility. At higher power levels of the Control Electromagnetic Field the entire atomic structure of the element is destroyed; this is the atomic transmutational system of fusion and fission. A "slow" release is transmutation or reactor system and a "fast" release is a bomb. If the Control EM Field generator device is taken as a transmitter, remote mass objects subjected to this field as receivers will display usable effects. The remote object effect, as Control EM Field receivers, is to have additional binding energy in their atomic structures. This additional binding energy in remote objects will stop all electrical conduction in the object or device, even at low receiver power levels. At even modest receiver power levels the remote object or device will not radiate or re-radiate photons, thus making the remote object optically and radar invisible. Also, by proper tuning, etc., a very secure means of communications can be devised.

An excellent fuelless prime mover for land, sea, or air transport can be easily designed by ratioing the motor to generator structuring of the system. The weight to horsepower ratios of these systems would be extremely favorable.

A minor, immediate utility for a small Control EM Field generator is as a fuel saver on all hydrocarbon burning systems. A hydrocarbon flow inside the generator device would break/loosen the hydrocarbon chemical covalent bonding for much higher burning efficiency.

-3-



WHAT DOES A VORTEX DO?

A vortex represents the path, the pattern of the two forces working in Nature. A vortex accumulates, controls and disperses energy and mass!

All form is generated and all energy potential raised by a preponderance of the inward concentrative, contractive pressures of the centripetal force. All form is radiated back into the One source by a preponderance of the decentrative, expansive pressures of the centrifugal force.

Mass is an accumulation of energy into higher potential and contracted motion. The accumulation occurs along centripetal lines of the closing spirals of a vortex.

Matter is literally twisted together just as strands of a rope are twisted together to form strength and solidity.

Mass dissolves centrifugally along lines of opening, horizontally flattening spirals. All growth is simultaneously integrating and disintegrating. In the beginning of all growth, integration, centripetal action and vertical slenderness is preponderant; then in its turn, disintegration dominates. Disintegration begins with integration and continues until it, in turn, becomes the conquering force.

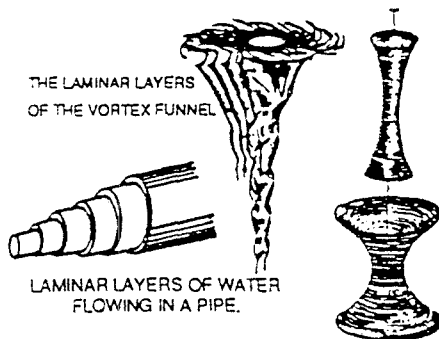
The centripetal force is that which controls evolution, while the other, centrifugal is that which compels dissolution.

In short, the vortex is the unseen field action which controls creation-decreation.

The contest between the two forces develops pressure walls, boundary lines which separate different pressures, different densities, and potentials, and holds them in concentrated form. Thus, all mediums appear in laminar layers.

If you imagine a spiral drawn on the surface of a cone which you can look into, you can see the lines of force which are forming the hydrogen atom. Shorten the cone gradually, until these lines are as flat as a watch spring and you then have a picture of the carbon atom's invisible spiral.

The two unseen forces squeeze, shape, roll and rotate energy to give it form just as a potter molds his spinning clay by pressing with either horizontal or vertical pressure to elongate or flatten his work. The vortex pattern of motion would be like the unseen potter's hands acting upon mass.



THE NEED TO RETURN TO NEWTONIAN PHYSICS

In order to revise Physics to what it should and must be, the basic concepts of Newtonian Physics must be understood and complete. Only with a full and complete comprehension of the basic Newtonian conceptual framework can we clearly see that there was no "failure" in Newton's Physics and therefore no need for the "New Physics" theories that have been created as today's academic Theoretical Physics. This means that we must go back to the conceptual origins of Newton's works which led to Differential Calculus, motion (kinematic) Physics, and the Measure Formulas.

Newton's greatest insight was that we can use ratios of space to time--that is, so much space can be related to a time interval as a ratio system. To gain accuracy for this space to time ratio system, Newton used exceedingly small increments of both space and time. Newton called this ratioing system "fluxions" the derivative relative to the time.

Because of these exceedingly small increment ratios of space to time, we may say that motions have instantaneous values at a series of points. This is due to the fact that the ratio of each of the space changes (Δl or dl) to each of the time changes (Δt or dt) is so small that a straight line slope accurately approximates that increment. This ratio dl/dt is called the derivative (ratio) of l with respect to t (velocity).

The physics of motion follows from this directly. Velocity is the rate of change of position with respect to time, which is dl/dt or the first derivative of position. Newton then demonstrated that there is a derivative of this derivative (ratio of a ratio) or a rate of change of velocity with respect to time. Acceleration is this second derivative of position with respect to time. Newton then mentions a necessary third derivative which he gave no name or physical meaning to at that time (1667).

This Newtonian third derivative of position would be the rate of change of acceleration with respect to time. The name given to this third derivative is Control (see Control Field paper by Dr. Clark) by aeronautical engineering and cybernetics, which currently use it in missile and aircraft guidance, etc. Its physical meaning is control or steerage of an object or particle by variations in acceleration from goal seeking or natural pattern making (cyclical/heterodynamics).

But in the single body motional physics, cyclical/heterodynamics, the third derivative is the forgotten Newtonian child. Academic Physics claims that it cannot be used for prediction. This claim of unpredictability is based on the assumption that control is outside of the system as unknown goals or purposes and they never consider natural or forced pattern making (cyclical/heterodynamics). This means that you would have to know the higher level of Position, which defines the motion's goal.

Classical Physics claims that created patterns of varying accelerational motions are merely an engineering practice or technology. This is the alleged case for cybernetics or aeronautical engineering's use of the control field as goal seekers, which find or track targets. But let us look at the design of a certain type of Over Unity Electrical Generator which utilizes the control field as a forced pattern maker. Of course, Classical Physics claims that this type of generator does not exist because it defies their "Laws of Physics".

The new M5 Series by All Source are Over Unity Electrical Generators utilizing the control field in their basic designs. The basic design of these two devices is a transformer (flux-linkage or accaleration device) used as a generator rotor (velocity device). The output is the simultaneous product of this system or Control Field system. The common error is merely to add the velocity (generator) and acceleration (transformer) components rather than to multiply them correctly. A control field effect in an electrical conductor pulls many more electrons into the flow path, thus raising the current flow values very significantly, which makes the power output of the device beyond unity. The "trick" is going with Nature's laws and NOT with Classical Physics' artificial "Laws of Physics".

All Nature's systems are creating and de-creating in this form of motion -- the milky way, planets, suns, down through the winds, the water and weather patterns, the spiralling motion of plants sap, human and animals blood, the formation and transmutation of atoms and elements, to the creation and apparent movement of electricity, light, thought waves, and all "wave phenomena".

We know all vortices are polarized, all are doubly charged, thus matter is the same. According to the state and shape of a controlling vortex, we can produce different temperatures, pressures, colors and solidify different crystalline forms or oval, egg forms. By regulating the predominance of a vortex's rotation or revolution we can

simulate planetary movement. According to the form of a vortex we can produce attraction or repulsion: a positive or negative effect upon desire. We can combine chemically, synthesis, emulsify or amalgamate; and we can separate, desalinate, analyze, crush or pulverize any substance.

We can imitate the Vortexian action of Nature to create elements, power and movement or propulsion. In short, Mankind can do all the things Nature can!

WHAT MECHANICS CAN WE LEARN FROM THE VORTEX?

This need not sound too much like Physics, nor should it seem too Metaphysical. Although it holds answers for both branches of study. Common examples of vortices which operate all around us are pointed out and explored in our "CAUSES" Newsletter.

The apparent circles of a vortex are not closed circles of flat Geometry. Instead they are either increasing or decreasing. In other words they form spirals of either rising or falling potential.

When these paths of motion are traced or mapped we find a pattern of movement which is like our observed phenomena - the tornado, the hurricane, the whirlpool. These are also called vortices.

The predominantly observed shape of a tornado is the long slender, tapering funnel shape. However, we must not ignore the broad, flattened spiral at its mouth. These two distinct shapes of spiral movement are the paths of motion of ALL mediums of our universe. These paths represent the orbit and revolution of planetary and atomic movement.

We know from our limited observation of tornadoes and hurricanes that a wide, extended orbit of weather and wind (a flattened spiral, with slow windspeeds and lower pressures) is a calm day of normal low wind pressure and represents the low potential of a vortex. But, we know what to watch for when the orbit of that spiraling wind decreases, the revolution of the vortex wind pattern increases, the pressure increases, the winds are high and danger threatens. The funnel shape of a long narrow twister represents high potential and velocity gathered together. We all know the awesome power of the funnel shaped vortex.

The tornado is but one example of Nature's vortices. I choose it because of its power, mystery and tremendous potential. This "form" or "pattern" of movement is Nature's gathering or building tool.

Each closing spiral of motion in a conical vortex is braided and twisted tighter together till the motion can be as solid as a steel bolt and travel faster than the speed of sound, and more!

HOW CAN WE USE IT?

The mystery of these cones of motion is being solved and the imploding power we are learning to imitate and control!

A tornado, or, a tamer version, the bathtub whirlpool, performs the same function. It gathers together and compresses energy (and as a result, substance). It implodes.

The photon got into the wave or particle dispute because it is a control field product mismeasured as an acceleration product. This is why the famous "light slit" test results of Classical Physics led to speculations on the nature of light and the electromagnetic spectrum. Thus, the famous Quantum Energy-Electron-Volt scale is also in error with respect to Nature's energy levels.

The Wave-Mechanics of de Broglie applied to atomic electron orbitals is easily seen as yet another acceleration patch where the Control Field should have been used. The using of only part of a particle's natural motion would surely introduce the alleged uncertainty in wave mechanics.

All of the forces of Nature are part of the real electromagnetic system. Gravity is a convergent magnetic velocity field generated by mass (see research of Dr. W. J. Hooper). The Strong and Weak Nuclear forces are products of Control Field actions. In the nuclei of atoms the motions of the protons and neutrons produce a very strong local control field binding energy. We have had the framework for a real Unified Field Theory for over 320 years. Newton laid down the realistic framework for us,

A brief review of the alleged "failures" in 19th century Physics that led to the Einstein-Planck theories is appropriate here. Michelson-Morley merely proved two things--that light (photons) consists of particles and not transverse waves in "ether", and that the propagation speed of light is constant in the same reference frame. Saganac proved that light velocity is relative to the sources in multiple reference frames. (See also the Michelson-Gates research data on this point.)

Planck's Constant and the Photoelectric Effect are both guesses at why higher frequency photons have more power than lower frequency ones. The nature of the photon as a control field patterned particle exactly explains what and why these phenomena exist. The motional field errors in quantum levels, wave mechanics, etc., are the result of particles (electrons, etc.) using control field orbits that are mistakenly taken for acceleration fields. The overlooked/ignored higher motional component will cause the "smearing" or "energy gaps" claimed by Classical Physics. If you don't know what you are looking at you are not likely to understand it.

From these sorts of mistakes Lorentz derived a batch of equations. He ran time through a variations system, shortened dimensions in the direction of motion, and increased mass of a body (which would be infinite at light velocity). If you start with invalid assumptions, putting them into equations does not improve the situation.

These mistakes led to the theory that mass converts to energy, or the $E = MC^2$ errors. When a particle or group of particles is accelerated it sets up a magnetic braking field to oppose the driving field, hence more and more power is needed to increase the acceleration of the particle group. There is no increase in mass, only an increase in needed driving force.

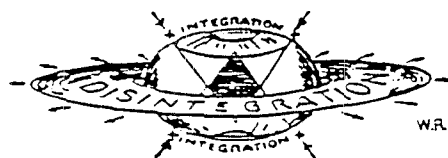
Maxwell's Equations only cover three of the four electromagnetic fields. He used position (statics), velocity, and acceleration, but he did not even mention the necessary control motional fields of electrons.

The importance of the control part of motional physics cannot be overstated. It is the understanding and utility of this control motion that leads directly to Over Unity systems, gravity control, atomic element transmutation, and real control of atomic energy. This real control of atomic energy comes from being able to construct or destruct the atomic elements. If we wish to save ourselves and this nearly destroyed planet, we must understand and utilize the control motional systems now and stop believing blindly in Classical Physics.

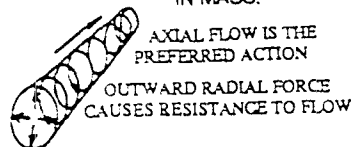
Permission is given to publish.

Richard LeFors Clark, Ph.D.

Richard LeFors Clark, Ph.D.
January 25, 1988



NATURE'S METHOD OF STORING ENERGY IN MASS.



THE BASIC DIFFERENCE

The basic difference in Nature's most powerful movement and man's is that Nature does not use the exothermic characteristics of pressure, thrust and push to create a positive condition or increase its potential. Instead it removes resistance, it attracts and invites into its vacuum. Yet, it has proved that this is much more powerful than brut force.

[RICHARD CLARK/GRAVITY, contd.]

waves should be generated as one front along the whole bottom of our unit. In other words, we shouldn't use separate wave generating circuits along a periphery and try to synchronize them. I understand MIT had the synch problem and their unit became unbalanced and tore itself from its foundation, flipped itself over, and smashed itself to bits!

This enabled those few select to construct interplanetary and inter-galactic space-ships which were adaptable to any dimension or circumstance or material or electrical matter and fields of vibration. The head-band here evolved into the primary control of these huge and wondrous ships: The beam of electrical vibrations from this gigantic "radiant stone" with its **INTELLIGENT cores of copper crystals**, which could be (and still can be) programmed for the many functions of such a power source. It was the Human Mind, in conjunction with the head-band qualities that reached through the sound and color vibrational ranges of immense magnitude, which gave the ultimate control over the almost unlimited power of this electrical field emitted by the "stone". De-massing and materializing qualities were only one of myriad capabilities of such a vibratory force sent out by this generator which received its power from not only Earth and Solar System vibrations, but that of the Universal Energy flows also.

Many of the new complex patterns of energy vibrations and forces now emerging in physics can be put to use with this true generator. It still is lying in the Bermuda Triangle area, and is one of the prime sources of the dis-integrating process which removes three dimensional matter from our physical sight! It is no wonder this area is a center of UFO activity?

Remember -- it was only a very few privileged to have this knowledge: so not many of the great ships were constructed on Earth. They were later used to take certain key people to other realms as the destruction of Atlantis drew closer. The selfish and material-minded intellectuals within the elite scientific establishment gradually influenced their way into control of the stone, but their thirst for world domination ended their efforts before they learned the inner secrets of inner and outer space travels and the building of the great ships. It was their decision to turn the beams from the many faceted huge radiant stone into the Earth for harvesting of precious minerals that started the Earth force's rebellion against their control. It was their final plan to attack the Yellow Race THROUGH the Earth with this beam of energy which triggered the Earth convulsion --- which swallowed all of Atlantis in 24 hours of the greatest horror ever known on Earth until that time! This was in 9564 BC and it was 2500 YEARS before the Earth forces were quite quieted enough for the few survivors to start another civilization!

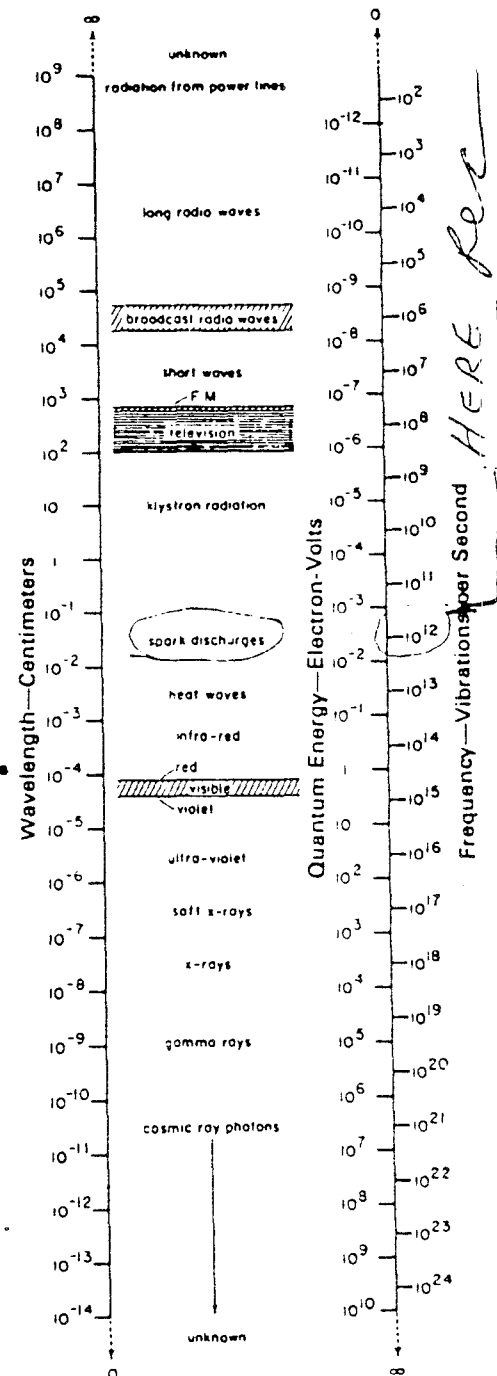
Let us return briefly to that period BEFORE the arrival of the higher beings in 37,000 BC. During a period near 80,000 BC came cataclysms upon Atlantis as the final submergence of Lemuria remnants occurred. These were of such intensity as to break the huge land mass of Atlantis into three large island-continents, and greatly slow their rate of technological advancement. As they regained control of the Earth forces, and the knowledge of nuclear energy was forthcoming, they built many power plants over their three portions. After the help of the Ancient Ones in 37,000 BC brought the Radiant Stone and its cylinders (12) there was a miscalculation.

FROM NEW ATLANTIAN JOURNAL & FRY'S XTAL
FOLIO (\$2 SAMPLE FROM 5963 32ND AVE NO. 11111 NEW ATLANTIAN JOURNAL
ST PETERSBURG, FL 33710...GREAT SOURCE 92237 CRAVER MORONGO VALLEY, CA 92256



Reports: Time Travel (doz. methods) \$14.95. Time Travel (with crystals) \$49. Crystal levitation \$6.95. Time Camera Plans \$34.95. Psycho-ionic patents collection \$14.95. Pyramid powered Radionic plans \$6. Gravity (Wave theory) \$9. Gravity Theory Collection \$8. Infinite Knowledge (Tap in secrets) \$9.95. Crystal Power (Free energy) \$8.95; (Psychic Power) \$8.95; (Healing) \$9.95. Strength of Samson Secrets \$6. Triple Intelligence \$5.95. VIDEO RENTALS: \$9.95 (\$20 Deposit). Triple Intelligence, Super Memory, Strange Beings, UFO's (History), Incredible Inquiry Flyers (2 stamps) Catalogs \$1.00. Fry's Modern Humans. 9237 CRAVER MORONGO VALLEY, CA 92256

MATTER, ENERGY, AND RADIATION



OWN ELECTROMAGNETIC SPECTRUM

ing, J. R., and H. C. Paxton, *Matter, Energy, Radiation*. McGraw-Hill Book Company,

JUNE 1985

stiff upper lip; think positive—
regardless of your circumstances;

--H.L.

YOU ARE GETTING the KEYS TO MAKING LIVE METALS & INT. XTALS HERE. R

RICHARD L. CLARK, PH.D.

CONSULTANT - SYSTEMS ENGINEER

NOTES AND QUOTATIONS ON THINKING

Before going into very controversial subjects that are contrary to currently held fixed opinions, vested financial, academic, and social interests, and personal emotional prejudices, it is necessary to remind the reader that thinking requires care in application and an open attitude of judgment.

Edward de Bono made several valuable contributions to the knowledge of human thought processes. Two inherent limitations of the data processing (thinking) in humans is the sequence or step method used and the self-organizing storage of mental data by the brain system.

There are two aspects of this inherent limitation in the handling of information by a self-organizing memory surface. The first aspect is the necessity to proceed by steps which can only reflect experience, which may be first or secondhand. Abstractions or combinations of separate experiences are possible but they remain experience dominated. The collection of new information is also experience dominated since new information is only selected if it fits in with existing patterns--relevance is all important. ...

The second aspect of the inherent limitation of a self-organizing memory surface is the way the organization of information is cumulative. Past information controls what happens to new information. Patterns are created, become established, and grow ever more rigid. ... Once again education reinforces these tendencies by means of the "labeling" device which freezes established patterns and divisions.¹

Arrogance in thinking does prevent the emergence of new ideas, to paraphrase de Bono.

The third basic principle of lateral thinking is the realization that vertical thinking by its very nature is not only ineffective in generating new ideas but also positively inhibiting. There is an extreme type of temperament which compulsively seeks for tight control of what goes on in the mind; everything has to be logically analyzed and synthesized. ... This is an extreme type of mind, but there are a great number of minds which show this inclination to lesser degrees.²

Dr. James L. Adams, Director of the Design Division of the Stanford School of Engineering, teaches thinking as opposed to reacting.

Cultural blocks are acquired by exposure to a given set of cultural patterns. ... Some examples of cultural blocks are:

1. Fantasy and reflection are a waste of time, lazy, even crazy.
2. Playfulness is for children only.
3. Problem-solving is a serious business and humor is out of place.
4. Reason, logic, numbers, utility, and practicality are good; feeling, intuition, qualitative judgments, and pleasure are bad.
5. Tradition is preferable to change.
6. Any problem can be solved by scientific thinking and lots of money.³

Returning to the work of de Bono on why human thinking "locks up" in most people, let us look at dominant ideas and crucial factors.

Everyone is confident that they know what they are talking about, reading about or writing about but if you ask them to pick out the dominant idea there is difficulty in doing so. It is difficult to convert a vague awareness into a definite statement. ... Unless one can pick out the dominant idea one is going to be dominated by it. ... The dominant idea resides not in the situation itself but in the way it is looked at. ... A crucial factor is some element of the situation which must always be included no matter how one looks at the situation. ... Like a dominant idea a crucial factor can immobilize a situation and make it impossible to shift a point of view.⁴

This leads into the area of concepts, divisions, and polarizations as covered by de Bono.

A limited and coherent attention span arises directly from the mechanics of the self-maximizing memory surface that is mind. This limited attention span means that one only reacts to a bit of the total environment. ... Separation into units, selection of units, and combination of units in different ways together provide a very powerful information processing system. ... When a unit is obtained by dividing up the total situation or by putting together other units it is convenient to "fix" that unit by giving it a separate name. ... The name establishes it as a pattern in its own right instead of just being part of another pattern. ... The named assemblies of units (which are called concepts) are even more restricting because they impose a rigid way of looking at a situation. ... The dangers of the polarizing tendency may now be summarized: Once established, the categories become permanent. New information is altered so that it fits an established category. Once it has done so there is no indication that it is any different from anything else under that category. ... The fewer the categories the greater the degree of shift.⁵

Oakley worked out the theory of man's thought evolution and development based on a generic meaning of Man the Tool-Maker. His balance point was between tradition and invention in social groupings.

Human culture in all its diversity is the outcome of this capacity for conceptual thinking, but the leading factors in its development are tradition coupled with invention. ... Imagination, observation, deduction, and speculation ultimately led to art, science and religion, but at first these were scarcely separable from each other.⁶

Immanuel Velikovsky wrote the most controversial book of this century--Worlds In Collision. His comments on thinking and reality vs. "law" is interesting.

If, occasionally, historical evidence does not square with formulated laws, it should be remembered that a law is but a deduction from experience and experiment, and therefore laws must conform with historical facts, not facts with laws.⁷

And finally, let us look at the reception of anything that is new, controversial, or different in general terms.

... NIH ... is a technological slang acronym for Not Invented Here. The very existence of such a phrase in the jargon of technology attests to its ubiquity. The NIH reaction is as common as the gravel of the road and strikes all men with equal force.⁸

This data on thinking is the whole subject of these topic papers on thought systems of various types. But of primary importance is to be able to think about the information and processes of thinking itself.

NOTES AND QUOTATIONS ON THINKING

REFERENCES

1. de Bono, Edward, The Mechanism of Mind, New York: Simon and Schuster, 1969, p.240
2. de Bono, Edward, New Think, New York: Basic Books, 1967, pp. 129-130
3. Adams, James L., Conceptual Blockbusting, San Francisco: The Portable Stanford Series, 1974, p. 31
4. de Bono, Edward, Lateral Thinking, New York: Harper and Row, 1970, pp. 124-127
5. Ibid., pp. 208-214
6. Oakley, Kenneth P., Man the Tool-Maker, Chicago: University of Chicago Press, 1949, pp. 81-91
7. Velikovsky, Immanuel, Worlds in Collision, London: Abacus Books, 1950, pp. 8-9
8. Kuecken, John A., Creativity, Invention, and Progress, New York: Bobbs-Merrill Co., 1969, p.115

Richard L. Clark, Ph.D.
March 1, 1982

SYSTEMS TECHNOLOGY: "FREE" ENERGY DEVICES

Enclosed are two articles on free energy devices. The first describes an Ecklin Generator unit built by Peter Charles and Paul Brown. The second is the appropriate chapter from Joseph Cater's new book, Awesome Force. I urge anyone who wished to understand free energy systems to study this data carefully.

On page 6 of the Ecklin Generator article is the self-excited model data. The coil winding and capacitance circuit for self-excitation would have maximum effectiveness at resonance to the drive motor's R.P.M. pulse rate. A tuned-tank circuit for operating rotational speed would thus exist. The use of Cater Coils in place of the shown coils would increase the output significantly. Also, the entire Ecklin Generator should be incased in a Reich Accumulator Box for the higher concentration of soft particle electrons to maximize the power output of the unit. Thus optimized, this unit could output in the range of 1000 to 1500 per cent or more!

The Cater design has the advantage of no moving parts. Its performance could be improved by enclosing it entirely in a Reich Accumulator Box for the higher concentration of soft particle electrons. The Reich Accumulator should have the Great Pyramid (Phi) design for maximum effectiveness in both designs.

I hereby give my permission to anyone to publish or copy all or any part of the above data.



SOFT PARTICLE PHYSICS EXPERIMENT

Below are two experiments that any competent scientist can perform, at small cost in time and materials, to grasp Soft Particle Physics as a reality.

The first experiment is simply a unity electrical transformer test. Obtain two nearly identical 60 Hz hollow wire coils (relay coils will work). Make a square open frame transformer to mount the coils upon as a standard primary and secondary winding arrangement. Plug the primary into a standard household wall outlet, then compare the power input and power output of the transformer. The input to output power ratio will be less than unity due to eddy currents, hysteresis, and other minor transformer losses, as expected. Now make a completely enclosing shield of copper or aluminum sheeting for the secondary coil winding of the transformer. Place the shield, chilled for thermo problems if you like, over the secondary. You will observe an immediate, drastic reduction in the output of the secondary coil of the transformer. You have Soft Particle starved the secondary of the transformer. Remove the shield and the operation of the transformer returns to normal conditions.

Now let us construct a different passive enclosure for the transformer--a Phi ratio, pyramid-shaped Reich Accumulator. I will not digress into why the Phi ratio is used, other than that it is a critical angle to passive Soft Particle structures such as pyramids. The outside face dimensions for a 6-inch base Phi pyramid has two 5.7-inch sides and for a 12 inch base has two 11.4-inch sides. You will need four faces and a square base for each layer of the Accumulator, proportioned to nest. Alternate enclosed pyramids of organic and metal material complete the Pyramid Reich Accumulator. (See page 221 of the attached Reich data for details to aid in the construction..

Place the entire unity transformer model inside the Phi Pyramid Reich Accumulator. Now measure the input power to the output power of the transformer. The ratio of power in this mode of transformer operation is greater than the unity standard before. Can you now maintain that current Physics knows what it is talking about, even at this elementary level?

Let us now advance to the Reich Cloudbuster and nuclear radiation systems. There are several independent Cloudbuster Weather Modification businesses in operation in the United States. The services of a Cloudbuster and a trained operator can thus be openly obtained with little effort by the serious researcher. Obtain a nuclear radiation sample and expose it as the target of an operating Cloudbuster. Since the Cloudbuster is a passive (sink) particle beam weapon functioning as a Soft Particle Physics device, it will deactivate the nuclear radiation sample. The reason that the Cloudbuster deactivates the sample (or reactor, or weapon) is that they are dependent on Soft Particle electron concentrations to function as nuclear radiation items. The Cloudbuster's drain (sink) action greatly reduces this concentration of Soft Particle Electrons in the sample, thus deactivating it. What more proof do we need?

Joseph Cater, author of Awesome Force, states that a maximally efficient Cloudbuster would have solid aluminum or copper barrel tubes to aid soft particle electron conduction. Additionally, the barrels should be gold plated and highly polished to achieve the best possible unit action.

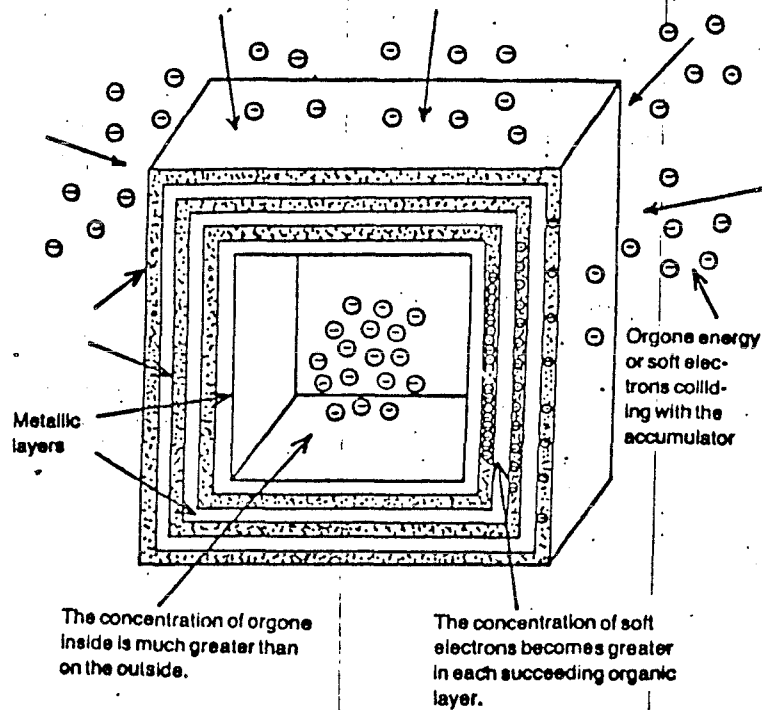
Attached are the appropriate chapters from Awesome Force for reference.

Richard L. Clark, Ph.D.
September 1, 1982

I hereby give anyone permission to publish or copy all or any part of the above data.

Richard L. Clark, Ph.D.
1 Sept 82

Figure 16
REICH'S ORGONE ACCUMULATOR

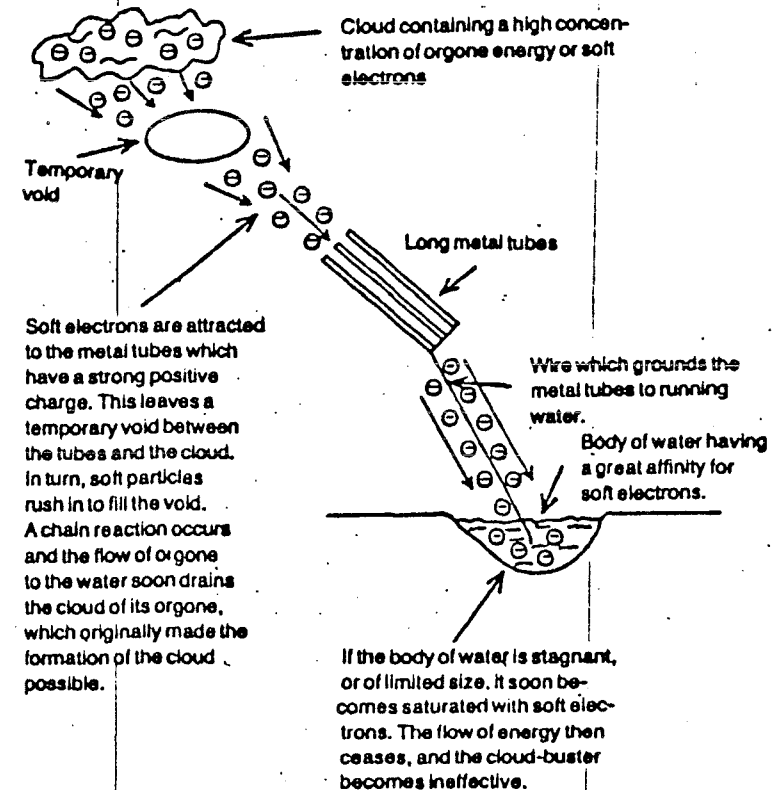


Accumulators consist of alternate layers of organic and metallic material. Many soft electrons are slowed up or completely stopped when they encounter the outside of an accumulator. As they bleed through the metallic layers, many are absorbed by the organic layers. The average velocity of soft electrons from outer space becomes progressively lower as they penetrate deeper into successive layers. This creates increasingly higher concentrations in deeper layers and a concentration inside the accumulator.

"AWESOME FORCE"

JOSEPH H. CATER

Figure 17
THE CLOUD-BUSTER



SYSTEMS TECHNOLOGY: SCIENCEGATE

I am fully aware of the disbelief of many of the readers of my papers. I welcome disbelief because it is a fundamental of the scientific mind. Every principle, every axiom should be questioned. Unfortunately, most scientists question only new data which challenges established teaching and not the false dogmas which they are taught in school. If one believes that he knows the answers, he will never think to ask the right questions. If one refuses to accept the false dogmas as truth, he will not receive a diploma and will be excluded from prestigious and lucrative positions. My disbelief in currently held principles of Physics resulted in my being asked by the Physics Department of my university to abandon my studies in that subject, my subsequent pursuit of a doctorate in Mathematics, and the beginning of my quest for reality.

After you have read Awesome Force, by Joseph H. Cater, thought through the experiments, and possibly built some of the devices covered, you will come to the shocking realization that science as currently taught in our universities is a fabrication and monstrous hoax. It consists of outright lies, sloppy guesses, and nothing more. It is a political and social mind-control vehicle for the Power Elite.

The Power Elite has gigantic hoaxes running in Finance, History, Medicine, Law, etc., but the hoax passing as Science has never been exposed until now. With its exposure, the other hoaxes will be seen for what they are and whom they profit. Science is supposed to be factual and representative of reality--not a collection of myths to aid the Power Elite's control system. The prestigious institutions like Princeton, M.I.T., Stanford, Cal. Tech., Oxford, Cambridge, etc. are nothing but seminaries training the unquestioning in priestcraft. The supposed great names of science, like Einstein, Oppenheimer, etc., were/are politically motivated, cunning reptiles. Their wild, half-baked theories, like black holes, space-time warps, multi-dimension universes, the big bang, quarks, neutrinos, dual natured light, Relativity, etc., are pure fantasy. The texts and journals of "Science" should be cataloged under science fiction in the library, if truth dictated their listings.

The Power Elite's small, special science group does not use science hoax data. They use flying saucers, particle beam weapons, anti-gravity systems, free energy devices, etc., as outlined by Cater. In fact, it was through the theft of Cater's data that the Government learned about most of these amazing discoveries years ago. Only you and I, the profane, have been left out of the knowledge of reality. The Power Elite did this for our own good, of course--also for profit and control. Just think of the billions of dollars that have been wasted on defense and space programs alone, not to mention the energy rip-off in the trillions of dollars over the years. The amazing thing is that they were able to get away with it--up until now.

A sample of the information covered in Cater's book:

1. Gravity effects are produced by a highly penetrating radiation in the standard electromagnetic spectrum--about a frequency of one trillion Herz per second or just above radar frequencies and just below the infrared frequency. NASA has had such devices for years.
2. Years before the Apollo missions, NASA had interplanetary space ships. The UFOs are real and ours!
3. The Earth is hollow and filled with giant caverns.
4. "Free Energy" devices can be easily built.
5. The moon has a high surface gravity (rivals Earth's) and a dense atmosphere comparable to that of Earth.
6. Invisibility and intangibility beam systems have been developed.
7. Pyramid and Reich Orgone Systems are explained.
8. Psychic phenomena are explained.

Wilhelm Reich is one of the great names in science reality and a martyr to the cause of truth. My interest in Human Systems Engineering and Psychology led me to research his work. In the course of this research I discovered that Reich had dealt

with nuclear radiation problems for many years during the 1940s and 50s.

Reich was a genius researching two highly forbidden areas. First, he was curing cancer of all types quickly and inexpensively with his Reich Accumulator Boxes. Cancer is one of the AMA's most lucrative interests. Second, he carried on extensive experiments with nuclear radiation and his Orgone Energy (now known as Soft Particle Physics) which proved variable half-life, deactivation, and other phenomena of nuclear radiation. Such research incurred the displeasure of the AEC (NRC), the Defense Department and their vested interests, for Orgone Energy not only renders nuclear reactors safe and deactivates nuclear waste but also negates nuclear warfare and the entire phony defense system which brings in hundreds of billions of dollars in profits and is, along with cancer, one of the most profitable industries in the world. It is easy to understand why Reich was imprisoned, murdered, and his works ordered burned. At the present time, authority reacts swiftly and violently to a Reich Cloudbuster's presence near any nuclear reactor. Since Reich had informed the Government of all his research results, we must assume that his reports to various governmental agencies were read and the results checked. Such ultra-top secret information is not released to universities, researchers, or industry. The secret must forever be maintained at all costs--in lives, dollars, or research waste. In ignorance we must endure the insane possibility of nuclear warfare and the reality of unsafe reactors and dangerous waste disposal. Our ignorance is their profit; it is that simple. The scope of Sciencegate is beyond rational comprehension. The reptilian Power Elite must be exposed at all costs. It is a matter of physical survival, literally, for they will kill us for their profits.

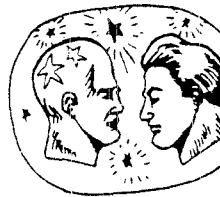
Soft Particle Physics is a modernization and logical update based upon the concepts of the ether. In Physics, some seventy years ago, the concept of the ether was commonly accepted. With the Establishment acceptance of the erroneous Theory of Relativity, all concepts of the ether disappeared from the Physics texts and research. Given the exclusive acceptability of Relativity, there are no solutions to nuclear reactor safety, waste disposal problems or nuclear warfare. Thus, to the rational man, the problems are either insoluble or a radical approach based on a fresh examination of primary assumptions must be made.

Richard L. Clark, Ph.D.
September 1, 1982

I hereby give anyone permission to publish or copy all or any part of the above data.

Towards Clean Energy

As a means of facilitating the implementation of clean energy systems, we intend to list items which we feel the public should know about. Once these items are thoroughly investigated by our network we hope to publish reports in an appropriate manner for public view. Generally, we do not solicit the verification or the promotion of such items, expecting them to come to our attention via the network. No fees are charged for this service.



Patented, Novel Energy Devices

A number of patents have been granted in recent decades for devices which often embody clean energy principles. The following is an incomplete list by inventor, patent number (usually U.S.) and title/description.

Robert Alexander	3,913,004	Super Power Engine
T. Townsend Brown	1,974,483	Electrostatic Motor
	2,949,550	Electrokinetic Apparatus
	3,018,394	Electrokinetic Transducer
	3,022,430	Electrokinetic Generator
	3,187,206	Electrokinetic Apparatus
	3,227,901	Electric Thrust Producing Device
	300,311 (British)	Method & Apparatus for Producing Force
Leonard W. Clover	4,025,807	Electromagnetic Motor
W.J. Coleman	3,071,705	Electrostatic Propulsion Means
Robert L. Cook	3,583,707	Propulsion System
A. DeBroqueville	3,682,554	Electromagnetic Propulsion
DeRugers	3,535,572	Alternator
	3,728,564	Electromechanical Energy Conversion Device
A.P. DeSeversky	3,130,945	Ionocraft
A. di Biella	3,404,854	Apparatus for Imparting Motion to a Body
J.F. Eastham	4,013,906	Electromagnetic Levitation
J.F. Engelberger	3,504,868	Space Propulsion System
Edwin Gray	3,890,548	E.M.S. Motor
J.E. Hagen	3,120,363	Flying Apparatus
W.J. Hooper	3,810,971	Anti-Electric Motional Field Generator
	3,958,013	Apparatus for Generating Motional Field
Howard Johnson	4,154,431	Permanent Magnet Motor
J.F. King	3,322,374	Magnetohydrodynamic Propulsion
E.O. Kress	3,464,207	Quasi-Corona Aerodynamic Vehicle
W.A. Rice	3,108,058	Propulsion System
W.M. Wallace	3,626,605	Method for Generating a Secondary Gravitational Force Field

You can obtain a copy of a United States patent by sending U.S. \$0 to the Patent and Trademark Office

REICH TECHNOLOGY: NUCLEAR SYSTEMS

The understanding of Reich's theories and experiments concerning the alteration of nuclear elements is essential if man is to survive the nuclear age. Nature over-shot the element designs and created the instable or radioactive elements. Man, in his folly, has discovered and is using these instable elements crudely for dangerous power systems and weapons.

Reich's work was with the "drawing" or concentrating abilities of the Orgone Accumulator Box (OAB) with respect to Orgone Energy. Nuclear element samples placed in the OAB became more radioactive--younger, more powerful samples. The concentrated Orgone Energy inside the OAB had "backed up" decay time and radiation energy losses in the nuclear samples. Thus, a high Orgone environment had added power to the samples or reverses the slow decaying process. Conversely, the withdrawal of the normal Orgone Energy environment from nuclear element samples--reactors, waste, or weapons--would increase the decay process without radiation. When raw Orgone Energy is removed, or "sucked", from an element or substance there is nothing to radiate. Thus, a low or null Orgone Energy environment will subtract power from the nuclear samples, or decrease the slow decaying process.

The Reich Cloudbuster is nothing but a directional receiving (indrawing) antenna on an OAB. Thus, the Cloudbuster pulls Orgone Energy from an exact location, where the barrel is sited, into the OAB. The concentration in the OAB is then drained into a water ground to complete the system or circuit.

Now that the radiation power of nuclear elements is fully controllable, it can be increased (Orgone addition) or decreased (Orgone subtraction). A new technology of nuclear element enrichment and depletion has been discovered and systemitized.

Without laboring over the elegant mathematical details of the model and its transfer power formulas and constraints, let us find simple proof for the layman or scientist by the use of a Reich OAB fitted as a Cloudbuster and an old radium painted watch or clock. The radium paint sample in the OAB quickly increases in luminous output and the radium paint sample as the target on the barrel end of the Cloudbuster quickly loses all luminous output. Any of the radiation measuring instruments will verify that the sample of radium paint as the target did NOT generate nuclear energy.

I would appreciate Princeton's, Los Alamos', or the Nuclear Regulatory Commission's explanations for altered half-life decay in nuclear elements and the attendant power level shifts. What they do not know can and does hurt us a great deal.

Constructively, the general systems theory of these processes opens the dreams of alchemy to reality. As elements can be old selectively, so can they be shifted in the Periodic Table. Time parameters are controllable and so are structural patternment systems in a new General Systems Theory Model of Material Substances.

I hereby give permission to anyone to publish or copy all or any part of the above data.

Richard LeFors Clark, Ph.D.
May 24, 1982

From:
UNITED STATES DEPARTMENT OF COMM.
National Bureau of Standards
Washington, D.C. 20234

McClure
This will acknowledge receipt on Feb 26, 1982, of your
Evaluation Request Form #1019 regarding an invention
entitled:

THE REICH ORGONE ENERGY ACCUMULATOR FOR UNFUELED ELECTRICAL
POWER GENERATION
RECIPROCAL SYSTEMS: THE IMPLOSION ENGINE

Your form #1019 was accompanied by an invention
disclosure.

Should you have occasion to inquire about the status of the
invention, please refer to Evaluation Request #18071.
When our evaluation is completed you will be informed
of the results.

Delay

George P. Lewett
George P. Lewett

RICHARD L. CLARK, PH.D.

CONSULTANT - SYSTEMS ENGINEER

TESLA SCALAR WAVE COSMOLOGY NOTES

To our world of three dimensions of space and one dimension of time, the inverse or reciprocal balancing system must exist. The reciprocal system to ours would be three dimensions of time and one dimension of space. We have scalar time and time beings have scalar space--a sum zero, infinite, complete and closed system.

The Earth is a giant spherical crystal in structure. As a crystal, the Earth is a type of capacitor and an excellent generator of Tesla Scalar Waves (TSW). In any capacitor there must be two plate surfaces. We all know of the one plate, the surface of the Earth. The second plate must be inside the Earth itself. This internal plate is not in our 3D space/1D time; it is in their 3D time/1D space dimensions. Now the data of Byrd and others on the "hollow earth" makes sense. Their existence and technology is as real as ours--in fact, their technology is far in advance of ours. Their sun is at the center of the Earth, generated by the Earth's crystalline capacitor structures TSW in 3D time and 1D space.

Our sun is generated by the orbiting planets' common central focus of TSW. In fact, the lack of visible sunlight has been recorded many times in history, lasting on occasion for over two and one half years. During this lack of sunlight life did not perish from the Earth, contradicting all current theory with hard facts. The Sun is a TSW fireball of TSW planetary focus into pair-coupling emission of electromagnetic and other energies.

It is an accepted fact that the Earth is about two billion years old. Mars, the Moon, and Mercury are about four billion years old. Therefore, whatever process created these other planets did not create the Earth. The existence of massive man-made "Atlantean" caverns and tunnels under all of the continents of Earth suggests another theory. The atmosphere and population of Earth were taken inside like a spaceship to move the Earth from another star to our Sun. That alone would explain the age difference between Earth and the other planets.

The technology necessary to shift from three dimensional space to three dimensional time presents problems. If 3D space is collapsed into 1D or scalar space, the result would be opening into 3D time. This compression of space is exactly what TSW technology does. When 3D space is compressed to a scalar function as 1D space, the inverse or reciprocal part of the universe is present. As space compresses to a point (scalar) function, time reciprocally opens from scalar 1D to 3D. This is not "Mystery School" secret knowledge, it is just good science.

This explains the orthogonal dimensional rotations of the appearances of some of the flying saucers, tulpoids, etc., in our 3D space world.

Humans, as generators of TSW to varying degrees, also cause some of the strange phenomena. The Mystery School mental concentration systems of stability, clarity, and power can be effective. Thought is the form, and emotion is the power or substance. The patriarchal system uses clarity and stability but little power; training reduces or eliminates emotion. The matriarchal system uses extreme emotional power but little clarity and stability. The "rifle" patriarchal and "shotgun" matriarchal systems both did and do work. Thus, parapsychological-psychic ability is natural to the TSW system by mechanical (Atlantean) or mental (Lemurian) methods.

Richard L. Clark, Ph.D.
January 30, 1982

SYSTEMS ENGINEERING: THE THREE AXIS BRAIN/MIND SYSTEM

In my paper, "The Big Project Overview", I explained the planetary engineering necessary to create the environment for the three axis brain/mind linkage system in particular individuals. Brief mention was made of secret societies, occult science, and training systems that are carrying on this vast engineering project to achieve the desired three axis brain/mind linkage system.

All of these systems of mental training are based on the same ancient knowledge of the "Life Force", also known as Kundalini, Libido, Orgone, etc. It is of common usage in Yoga, Freemasonry, Jewish mysticism, the martial arts, Buddhism, Hinduism, parts of Roman Catholicism, and other groups. The Russian version of Bioenergetics and some forms of parapsychology in the United States would also qualify for inclusion in this common structure.

The present object of all of these brain/mind training systems is to raise the "Life Force" or Orgone from the physical sexual drive force to a mental drive force. The systems of symbols, rituals, and magic words (mantras) varies somewhat among groups but the goal is always the same. The big secret, kept from the profane, or uninitiated, is that the human can develop certain psychic abilities after he has been awakened and trained. Interestingly, these dormant abilities utilized by large numbers of members of the various secret groups are denied to exist in the Establishment Science, which is almost totally composed of Initiates to these secrets.

The various mental centers in the human can and are activated by certain stimuli. These stimuli are symbols (visual input), sounds (audio input), motions (rituals, dances, etc.), environmental conditions (structures, trappings, etc.), accoutrements (robes, jewels, fragrances, incense), and participation (focus, imprint impact) along with lesser stimuli. The advancement is by steps or degrees, as the various centers are activated sequentially and the Orgone Drive raised to the brain levels. For the sake of continuity there is usually some central theme or story plot line to the advancement through the degrees. These plots generally have a symbolic death (to ignorance) and rebirth to knowledge (Illumination) as a central point.

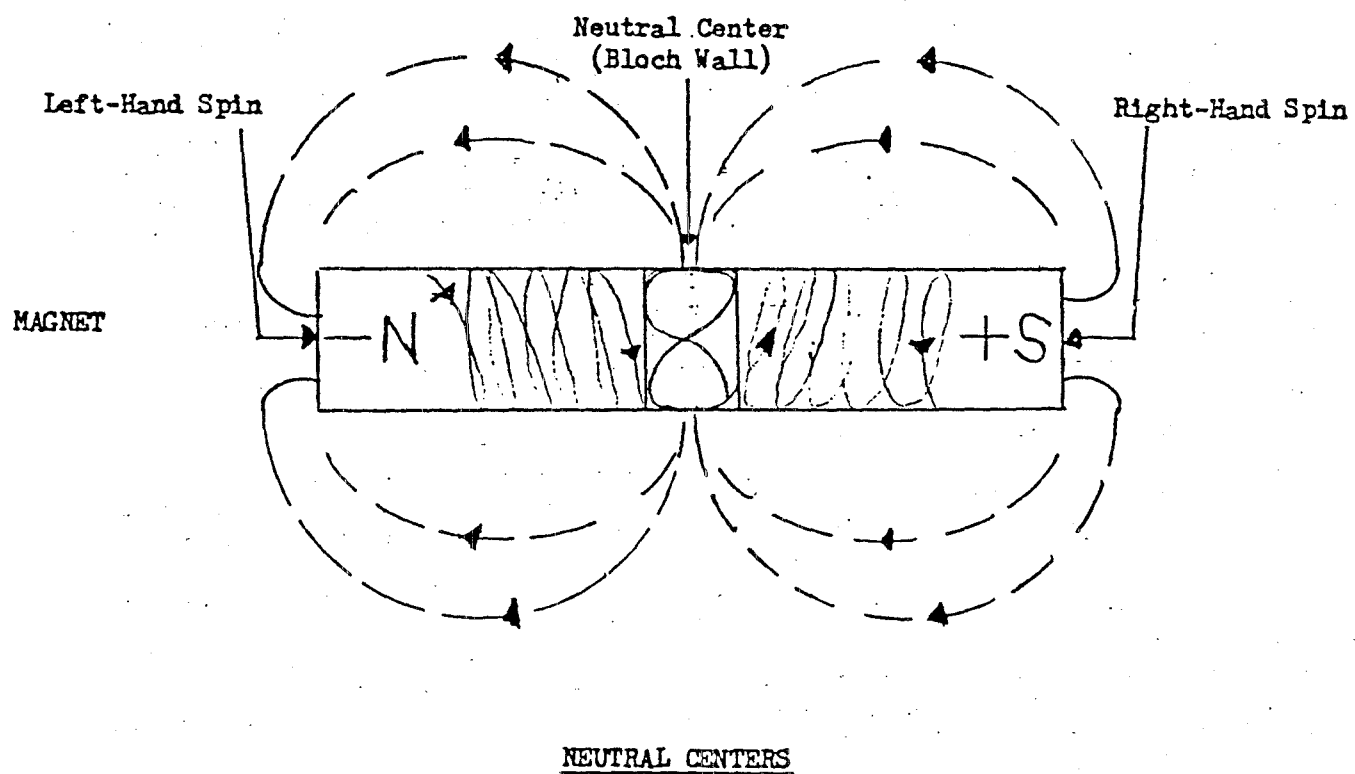
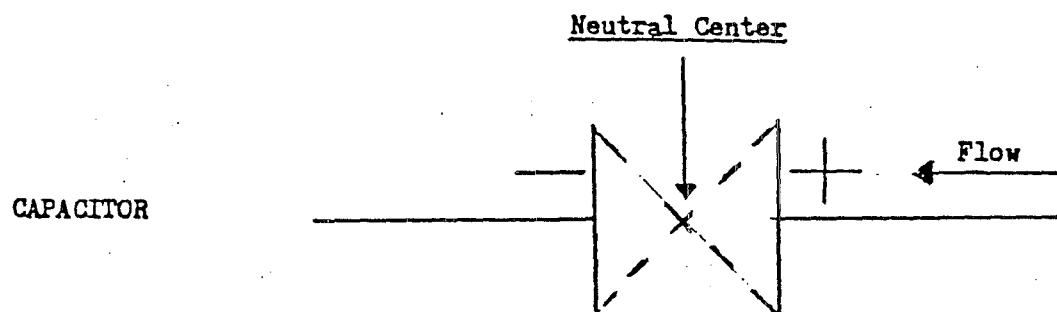
When the "Big Project" is completed in the near future, the secret societies will have added the third axis brain/mind potential to their systems. The Freemasons, for example, will have to add a "chair" in the North for the fourth point, to define a three axis system, and add degrees #34 to #44 to cover the activation. Fragments of knowledge from ancient times when the old three axis system existed should serve as usable guidelines for the structure of these additional degrees.

An interesting point is that all of the known current secret societies are patriarchal systems. There were matriarchal secret societies based on this same Life Force phenomenon known up to about 400 A.D. under the names Isis and Astarte Cults. One could conjecture that they still exist somewhere today. A more interesting conjecture would be that only the matriarchal systems can activate the silent frontal lobes and achieve the three axis brain/mind linkage from the Big Project. I am sure that this outcome is a constant nightmare for its patriarchal planners and workers. Time will certainly tell the answer to this possible irony. The deadly fear of the patriarchists is the Mother's victorious return, made possible by their long labors.

Richard LeFors Clark, Ph.D.
April 28, 1982

I hereby give permission to anyone to copy or publish all or any part of the above data.

Richard LeFors Clark, Ph.D.
28 Apr 82



Richard L. Clark, Ph.D.
February 1, 1982

REICH TECHNOLOGY: INTERNAL WEATHER WAR POTENTIAL

Those familiar with the operation of a Reich Cloudbuster System's potential to alter weather have been overly silent during the unusual weather of the spring of 1982. Before assuming that the weather control systems operate from Russia, it would be best to view the high possibility of a nearer and vastly simpler system--a carefully located line of several dozen Cloudbusters in southern Canada or the north central to the western United States along the Canadian border area.

A cursory inspection of the air mass movements and wind pattern maps for the heartland to eastern United States will reveal the easy placement of such a Cloudbuster line. A review of Reich's Cloudbuster experiments in the East and later in Arizona, along with Constable's later work, should demonstrate the feasibility of an internally generated Weather War.

The supposed Cloudbusters could be set up in very remote areas and remotely operated. The chance of detection or accidental discovery is very slight under the worst of conditions--a perfect economic weapon system at minimal risk and cost.

If such a weapon system does exist, only one question remains--who does it belong to? Before the Russians are blamed, let us look into financial interests in commodity futures and kindred sources. Greed is equalled only by Faith as a primary motivating force in man.

As a final point, detection of this supposed clandestine Cloudbuster line is possible. There are always countermeasures and detection systems to any system. Reich himself stated that premise repeatedly.

REICH TECHNOLOGY: REICH ACCUMULATOR GEOMETRIC STRUCTURES

All geometric solid structures interact with the energy fields of the earth. The two most common geometric solids of particular interest are the pyramid and the cone. There is a number of books and articles available on pyramid construction and uses. There is less open data on the cone but it is easily built and research exists covering its functions. The cone as the wizard hat, witch hat, or dunce cap all are based in fact on cone hat functioning.

An interesting synthesis system is to construct pyramid and cone structures from layered Reich Accumulator designs. This means that the walls of the pyramid or cone are constructed in layers as Reich Orgone Accumulators. The three layers going inward are wood or cardboard, then cotton, and finally metal--but not aluminum. The number of these tri-layered walls may be repeated for increased power in the structure.

In the pyramid, the generated Standing Columnar Waves (SCW) will be composed of concentrated Orgone Energy. Persons or objects in this SCW of high potency Orgone will undergo very beneficial changes. The new Reich cone hats and structures will create the sensations and abilities mythically expected from the older cone hats for wizards and dunces.

The Empire's Power Elite forgot the ancient wisdom, "The Name is the Nature." Orgone Energy is the life force of the Universe. The Force is with us and the Empire cannot stand against it.

Richard LeFors Clark, Ph.D.
May 24, 1982

I hereby give permission for anyone to publish or copy all or any part of the above data.

Richard LeFors Clark, Ph.D.
24 May 82

RICHARD L. CLARK. PH.D.

CONSULTANT - SYSTEMS ENGINEER

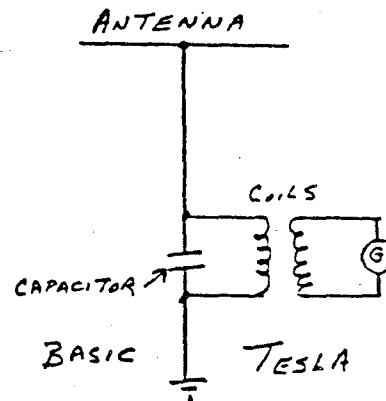
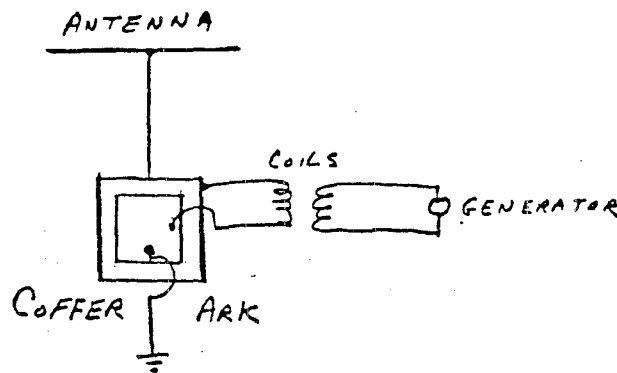
KING'S COFFER AND ARK OF COVENANT--TESLA SCALAR WAVE SYSTEMS

In the Great Pyramid at Giza, at one-third the distance from base to apex, there is a central room called the King's Chamber. In the center of the King's Chamber is a sarcophagus called the King's Coffin. This coffin has the exact dimensions of the historical Ark of the Covenant. From ancient records and biblical accounts, both the King's Coffin and the Ark were known to have been gold plated at the time of their construction. Most modern scientists who have an opinion on the subject agree on this fact and think that these structures were giant capacitors.

They are far more than simple capacitors. Both are, in design and function, identical to Tesla radios, broadcast power stations, and weapons. In the other fact sheets in this series, it has been shown that Tesla rediscovered the Earth resonant power system on which the Great Pyramid and the Ark were based. The Coffin and Ark were the tuned capacitors in the Tesla-type circuit. Given the antenna spacing to the upper capacitor plate, like the apex of the Great Pyramid or the Ark's strange "tent," the Coffin and Ark are the capacitors of the resonant tuned circuits for weaponry, power, or transmitting or receiving communications. All that is needed now is a coil--gold wire is better than copper--to complete the basic Tesla design. A "Sun Disc" type Faraday/Tesla hand cranked generator activates the system.

With a Tesla Scalar Wave generator, the ancient Hebrews were able to produce "fire balls of God," enabling them to defeat any enemy. Their stone tablets would not have interfered with the action of the Ark capacitor at all. Moses was an excellent engineer and technological soldier.

A side effect of the Coffin and Ark was the mental and physical effects on humans. These effects--euphoria and hallucinations--are covered in other papers in this series. To the unknowing, the Coffin and Ark would certainly seem to be God's chosen instruments.



Richard L. Clark, Ph.D.
February 1, 1982

RICHARD L. CLARK, PH.D.

CONSULTANT - SYSTEMS ENGINEER

TESLA, LOGIC, AND GENERAL RECIPROCAL SYSTEM APPLICATIONS

A. TESLA WAVES AND HERTZ WAVES AS RECIPROCALLS

The work and experiments of Faraday, Maxwell, and Hertz deal with the properties of electromagnetic waves, as currently understood and utilized. These waves are vector waves, have path loss as the square of the distance, and travel at the speed of light, among other features. The reciprocal of the Hertz Wave would invert all of these properties. If the Reciprocal System is true and real, the inverse of the Hertz Waves must exist. These inverse waves do exist--as Tesla Waves.

The Tesla Waves are scalar and not vectorial, do not have path loss over distance, and travel faster than the speed of light, among other features. In fact, the Tesla Waves are the perfect reciprocal of the Hertz Waves. Tesla Wave = $1/\text{Hertz Wave}$ in all theory, equations, and utility. All that Tesla did was to discover the inverses to his famous Hertz Wave equipment patents (the A.C. generator, etc.) What an awesome weapon system the Tesla Waves make.

B. CLASSICAL LOGIC ADDITION

The three recognized laws of logic create a set of problems referred to as paradoxes. What all of these paradoxes amount to is a boundary area definition, or inclusion/exclusion decision. If the general theory of Reciprocal Systems is true and universal as claimed, then the first three laws of logic have a fourth law as their inverse. To quote T. Bearden, "...either the first three laws apply (separation of A and not-A is permitted,) or the fourth law applies (separation of A and not-A is not permitted.) The fourth law applies only to--in fact creates --a boundary. The first three laws apply only away from a boundary." Refer also to the works of H.E. Ives, J. Hubbard, and H. Everett, III on this fourth law of logic being both necessary and real.

Therefore, there are the three recognized laws of logic (the set A) and the new fourth law of logic (the set not-A) to complete logic and close this system. This solves all the paradoxes in logic, science, and psychology.

C. GENERAL RECIPROCAL THEORY

For anything that exists in the universe, the reciprocal must also exist. This means that there is anti-gravity, anti-electricity, anti-magnetism, etc. The equations, theory, and utility of all of these reciprocal systems is just a matter of inverting the present systems. How much easier could a revolutionary scientific concept and practicality be? We presently have a large part of one half of the total system documented and utilized. Why not immediately gain its inverse half? The Uncertainty Principle and the Incompleteness Theory also must have reciprocals.

Richard L. Clark, Ph.D.
11 January 1982

RICHARD L. CLARK, PH.D.

CONSULTANT · SYSTEMS ENGINEER

SYSTEMS ENGINEERING: GENERAL SYSTEMS THEORY OF THE UNIVERSE

In a previous paper I covered the theory of anti-gravity as part of the Charged Mass Law. In this paper I will present my General Systems Theory of the Universe. Only in the most basic understanding of the system of the universe can the theoretical laws and practical devices be of real value and utility.

The universe consists of an oriented spacial energy field into which are introduced disoriented spacial energy areas. The oriented spacial energy pushes the disoriented spacial energy into balls of mass (for an analogy, think of a strand of perfectly oriented hair with snarls in it). These balls of mass, or matter, which form the material bodies of the universe generate the energy fields called gravity, electricity, magnetism, etc., as well as their motion which creates time itself. Thus, instability in the static spacial oriented energy fields forms matter.

The multiple, complex motions from that of the grossest material bodies to that of the atoms creates gravity as a result of all material matter being disoriented in its multiple fields. As shown in the previous paper, anti-gravity will result if the center poles of the various fields are all oriented perpendicular radially from the center of a planet. These harmonics of orderly energy, or anti-gravity, are repelled from the confusion (energy disorientation) of matter. Refer to the Cathie Energy Grid data on anti-gravity calculations for confirmation of the above general theory.

To recap, matter is the mass of disoriented energy rejected (isolated) by the oriented energy order of space and compressed into minimum substance spheres (stars, planets, moons, dust, etc.) because of its instability. Therefore, E=MO (oriented) and not some exponential velocity of light (C). The nuclear weapon explosion must be an instable mass orienting system, controlled by the Earth Energy Grids as noted by Cathie. Thus, gravity is the result of total chaos, electrostatics (H field) is one step up, electromagnetics (E field) is two steps up as order (orientation) is approached, and so forth.

Thomas Bearden's writings on Tesla and Moray and the basic Static Electrical Potential (SEP) data confirms the above model. The waves in SEP are space pushing disoriented energy into the earth. Tesla and Moray, and now the Russians, were or are using the natural SEP waves or generating them artificially for communications, power, and weapons systems. Electromagnetic waves are pair-coupled SEP waves, as noted in Bearden's paper. This then, encompasses all of the Scalar Wave technology also.

The writings of Rolf Schaffranke include the basic research in anti-gravity of Townsend, De Palma, Searl, Heim, and others. All of these anti-gravity designs are capacitive and/or magnetic systems to orient the gross material (snarled) energy that creates gravity by its disorientation. Oriented energy is anti-gravity in its basic nature. In fact, the ultimate deep space propulsion system will be discordant resonant vibrations on a starship's rear diaphragm with respect to the oriented harmony of space itself. Velocities many multiples above light speed will be easily achieved by this energy discord drive.

The Cathie Earth Energy Grid data and calculations will fit this same systems model. Engineering the massive energies of the planet Earth is not as hard or strange as it may seem. If we understand the simple, basic design of the universe, engineering the system becomes a relatively easy matter.

The work of Reich on the Orgone Accumulator and Cloudbuster fits easily into this model. The walls of the Accumulator are orienting filters. The results of nuclear energy and orgone energy mixture tests in half life results now makes sense. Reich's disabling UFOs with the Cloudbuster or using the Cloudbuster in weather control is also explainable. The basic Standing Columnar Waves (SCW) of pyramids, Tesla, Reich, or tornados are all the same energy formulations.

The systems of Extremely Low Frequency (ELF) devices and effects are part of this same energy-information system. Small orienting signals can have very large effects on human systems. This was researched by Tesla, Abrams, Drown, and Reich before the present off-shoot into ELF itself. Information is merely ordered energy sequencing, depending on the oriented energy patternment as to whether it is a material, biological, or mind system.

Information in the "white noise" systems of VTR or "Talking to the Past" is simply information patterns (energy entities) that can be addressed and respond. The dimensional rotations cause the multiple differentiation of the voice data. The Biocomputer is just the grand summation of the energy information in the universe.

Time itself, being nothing but the sequence of mass motion, is not a limit on informational energy, which is outside of time and location. Here and now are there and then to the spacial, timeless, placeless energy of the universe. Spacial energy is another aspect of Neutral Centers that can be utilized in engineering systems. But only balanced, self-contained, dual polarity systems can display the Neutral Center technology, this being a format of symmetry and parity that the universe creates as the most basic action system.

The knowledge of resonance, plain and columnar standing waves, and harmonics as oriented order out of chaos is the key to understanding or engineering the universe. The universe is a complete system--not the jumble of unrelated laws and principles that it is currently represented to be.

I hereby give my permission for anyone to copy or publish all or any part of the above data.

Richard L. Clark, Ph.D.

Richard L. Clark, Ph.D.
April 6, 1982

THE AWESOME LIFE FORCE

The Hermetic Laws of the Universe
as Applied to All Phenomena

JOSEPH H. CATER

CONTENTS

Introduction

PART I

Introduction to Part I

1. Undeniable Discrepancies in the twentieth century. I have just finished reading the most amazing and critically needed book of unifies standard science--like current flow, transformer action, etc.--with advanced nuclear physics/cosmology and then adds Tesla, Reich, and others in one framework of a theoretical/experimental system.
2. Incontrovertible Facts

Introduction to Part II

3. The Cause of Tides a Paraday Generator System leaps out of the pages of this book. The functioning of a Reich Cloudbuster to deactivate nuclear reactors and weapons is clearly and easily understood based on the concept of "soft Particles."
4. More on the Nature of "saucers" particle beam weapons in a planet's design of the super or to blast immense craters in a theory. The theory and basic design of the super outlined as comprehensible science. The exact theoretical flow in vehicles or power lines. In fact, Reich's Cloudbuster is a passive (receptor or sink) particle beam weapon, and its power and utility can be easily improved via this theory. The theory and basic design of the super outlined as comprehensible science. The exact theoretical flow in vehicles or power lines. In fact, Reich's Cloudbuster is a passive (receptor or sink) particle beam weapon, and its power and utility can be easily improved via this theory.
5. The Cause of Earth Uplift Earthquakes and Volcan
6. The Hollow Condition of th

Summary of Part II

PART II

Introduction to Part III

7. Fundamental Weaknesses in Con Mathematics
8. New Insights Into the Nature of Mu and the Ethers
9. The Properties of Light
10. The Nature of Electrons, Protons, and Electrostatic Forces
11. Atomic Structure and the Nature of Magnetic Fields
12. The Mechanics of Gravity and Related Phenomena
13. A Closer Look at the Properties of Light
14. The Role of Soft Electrons in Promoting Chemical Changes and Maintaining Life, and the Pyramid Phenomena

iii

Bibliography

PUBLISHER'S FOREWORD

The UNUSUAL Explained

presents surprising facts concerning our planet. These facts with conventional science and preconceived opinions of individual. However, a careful study of this unusual book the orthodox reader that there are new ideas under the

ory will show many examples of how orthodox views knowledge. Most of these did not take place overnight. former scientific theories will be discarded or imill not contradict truth.

A. in physics (U.S.C. 1948), decided to abandon science when he began to sense that there were with conventional science. At that time he approach to science and find a unifying principle, the occult, mathematics and the physical

sars in preparation of this final rewas badly edited by the former wrong positions, many words were ntences -- words were left out. This r. This second, revised edition was r. However, after many delays, ex- 10ication, the author gave up. He 10ver to Health Research.

usual we have had the opportunity 1 modernization and logical update physics, some seventy years ago, the accepted. The scope of Sciencegate is th the Establishment acceptance of all concepts of either disappeared

Explanation of the Mysteries of the Oregon Vortex, Human Spontaneous Combustion, Transmutation of Elements, Transference of Disease, Teleportation, Pyramid Energy, and Many More Questions

A. H. FRY
22511 MARKHAM
PERRIS, CA 92370

RICHARD L. CLARK. PH.D.

CONSULTANT - SYSTEMS ENGINEER

EXPANDED RECIPROCAL SYSTEM: GENERAL SYSTEMS THEORY

The principal problems in mathematics, science, logic and life are identical in the final analysis. The problem is and has always been the differentiable boundary definition problem. What is A or not A, or better exemplified as black or white, is easily seen and defined. But we think and live in a world of "gray scale" systems and not in a two-state world of purity. The faults and needed correctional addition to classic logic are proposed by Thomas Bearden in his The Fourth Law of Logic. The identity of opposites at the boundary is finally comprehensible via his added Fourth Law of Logic which is the inverse or negation of the ancient first three laws of logic. To quote Bearden, "... By careful accounting of the separate time intervals required for finite monocular perceptions, the mechanism for identifying opposites is immediately clarified and revealed. The laws of logic are simply laws of the operation of perception--nothing more, nothing less.

The new system of logic is closed. All present paradoxes--things which are true but which contradict one or more of the first three laws--are resolved by the fourth law, which contains the negation of each of the first three laws. The fourth law is in fact the law of paradox. ... The fourth law applies only to--and in fact creates--a boundary. The first three laws apply only away from a boundary, and the fourth law applies only to a boundary."

I could easily carry this inverted and closed system argument forward with a demonstration of the basic assumptions of Dewey Larson's Reciprocal Systems work on time and space. Here again with Larson, the balance and boundary is a 3 unit system over (inverting or negating) a 1 unit system. In the case of the Reciprocal System the units are space and time, but the general model applies completely. The research of Larson comes down to two fundamental postulates which are deceptively simple. From these two postulates the whole of Reciprocal System Theory was developed and covers the entire existence and processes of the Inanimate or Space and Time portion of the universe. The postulates are as follows:

"First Fundamental Postulate: The physical universe is composed entirely of one component, motion, existing in three dimensions, in discrete units, and with two reciprocal aspects, space and time.

Second Fundamental Postulate: The physical universe conforms to the relations of ordinary commutative mathematics, its primary magnitudes are absolute, and its geometry is Euclidean." 2

In another paper of mine, RECIPROCAL SYSTEMS: THE THREE AXES OF MIRROR INVERSE SYMMETRY (enclosed) I expanded Larson's Reciprocal System from his single axis into a three axes, or solid system, via a Y axis of Animate and a Z axis of Mind. These three units would close only if the fourth unit "void" is their inverse, thus making a complete universe system. This leads directly to the fact that zero and infinity are identical, which has tremendous implications in mathematics and science. The old excluded middle in the foundations of mathematics is what is finite as the boundary between zero and infinity. And as is the general case in this universe, the middle or boundary is 99.999...percent of the real or even theoretical problems of existence. We created logic, mathematics, and science on the extremely rare pure cases and left existence and reality carefully excluded. This is a first order realization! Cantor, Russell, Whitehead, etc. all missed the only logical basis for a complete and closed system in logic, mathematics, science, or life.

The General Systems Theory of universal systems knowledge is then 3 units or parameters of definition over (inverted or reciprocal to) 1 unit or parameter that sets the boundary definition. This primary set definition 3 units/1 unit then has an inverse or reciprocal cofunctioning system. The reciprocal cofunction has the original 1 unit of boundary definition as the 3 units of definition, and the original 3 units of definition as the 1 unit of boundary definition. Larson would example as 3 space/1 time \leftrightarrow 3 time/1 space as the two halves of the Inanimate universe. Bearden would example as 3 definition parameters/1 boundary parameter as his Laws of Logic for the space half of the Inani-

mate universe only. These logic laws would have to be inverted to apply to the time half of the Inanimate universe. Also, there is the remaining fact that this is only the first axis (X) in the construction of a complete 3 axes system and its inverse. Truly "worlds without end" but at last comprehensible and device engineerable. For, in seeing and understanding the system's structural pattern the reach above or below any given reference point is theoretically infinite.

The General System's pattern is thus 3 units (dimensions, definitions, parameters, etc., over (inverted, reciprocal, negated, etc.) the boundary. And for ease of handling the symbols, this 3 unit definition/1 unit boundary will be written $3D/B$ henceforth. This would be an example, after Larson, for the space half of the Inanimate universe, as 3 space/1 time or simply $3S/T$. The time half of the universe examples as $3T/S$. The given reference, say $3S/T$, then is $3D/B$ and the reciprocal handles as $3B/D$ (for $3T/S$).³

There remains the most interesting part of this system, which is the transverse or boundary reversal from $3D/B$ to $3B/D$. The interface boundary problem, say between our current space half of the Inanimate portion of the universe and the time half of the Inanimate universe, as we define it. There is a boundary between $3S/T$ and $3T/S$, to state the above simply. For demonstration purposes we could declare this to be the X axis, and $3D/T$ as to the right or plus X and $3T/D$ as to the left or minus X. But this leaves the origin or sign reversal as an undefined zero or void point. Obviously this is a boundary or neutral center which is definable. It is far from a void or zero, for it must functionally act or operate in an exact manner to cause the inversion or reciprocal to appear on the opposite sides of this neutral center (boundary). A first general concept of this neutral center is as a perfect "mirror" between the areas of $3S/T$ and $3T/S$. This is only an optional inverter, but at least a visualization of the gross functioning of the neutral center can be accomplished. But neutral centers can be exactly defined and their functioning comprehended and engineered. Interestingly, all neutral centers, whether between halves of the Inanimate universe as we define it or in magnets or capacitors, are all the exact same system. Refer to my enclosed paper on neutral centers for details.

Now we have a General Systems Model for all of existence.

REFERENCES

1. Thomas E. Bearden, "The Fourth Law of Logic", Specula, 1978, A.A.M.S., P.O. Box 1182, Huntsville, AL 35807.
2. Dewey B. Larson, NOTHING BUT MOTION, North Pacific Publishers, 1979. (FIVE'S)
3. Dewey B. Larson, NEW LIGHT ON SPACE AND TIME and BEYOND NEWTON, North Pacific Publishers. P.O. Box 13255, Portland, OR 97213.

I hereby give my permission to anyone to copy or publish all or any part of the above data.

Richard L. Clark, Ph.D.
15 Mar 82

Richard L. Clark, Ph.D.
March 15, 1982

RICHARD L. CLARK, PH.D.

CONSULTANT - SYSTEMS ENGINEER

TESLA TECHNOLOGY: THE FARADAY-TESLA-CLARK HIGH CURRENT D:C. GENERATOR

In the theories and discoveries of Faraday there is a well-known device called the Faraday Unipolar Generator. This generator system's theory and construction design is carried in most standard Physics and Electrical Engineering texts and handbooks. The models and designs shown are in fact a later Tesla improved design of the basic system. The basic disc rotating in a magnetic field to produce an extremely high current, low voltage direct current is standard technology. The Faraday Unipolar Generator is also a standard Faraday Unipolar Motor. If you turn the disc mechanically, the disc rotating in the fixed, parallel to rotation, magnetic field causes a direct current of high current and low voltage to appear at the two output terminals. But conversely, if you apply a high current, low voltage direct current to the output terminals of this same unit, it will rotate mechanically as a motor via the disc being a conductor in the magnetic field. So much for the present theory and design as accepted by all standards and professionals currently.

The Clark modification to the Faraday Unipolar Generator-Motor will now be outlined. The previously fixed permanent magnets, or electromagnets, that formed the magnetic field for the Faraday Generator-Motor are now attached to the disc itself as a part of the rotating element. Now the Faraday design is only a generator and not a motor. A voltage and current across the output terminals does nothing but see a nearly dead short, and therefore, it is no longer a motor at all. But when the disc is rotated mechanically it is still a generator unit of very high current and low voltage direct current as previously designed by Faraday. The gain from this modification is that the output load does not put a motor type drag on the disc drive element as the load current increases. Thus, the rotational drive force for rotation of the disc is constant, without regard to current drawn by the generator output load. The Clark modified Faraday Generator can therefore exceed 100% input power to output power efficiencies, producing "free energy." So much for Lenz's Law and back EMF problems.

The best unit would be a Faraday Motor driving a Clark Modified Faraday Generator Unit. This is because of the identical current and voltage requirements of these two systems on a common shaft drive design. To start this unit a simple pull-rope could be used to rotate the system initially. Once turning, the generator outputs and drives the motor, which turns the generator, bootstrapping up to the controlled speed regulation point. Then the surplus generator output, above motor running power, is available to run external power needs--lights, motors, etc. Since this is a high current, low voltage direct current generator system, an inverter unit is necessary to convert the direct current output into alternating current of 60 Hz and 115 volts for standard household utility.

Should the reader wish to build a small working model of this Clark Modified Faraday Generator, the brief plans will be given: On a six inch long, 3/8 inch diameter brass or copper rod, place a copper or brass washer of 3 to 6 cm diameter, about 1/8 inch thick. Obtain 6 to 8 radio store ceramic toroid magnets for about 25¢ each, giving you a 2,000 to 3,000 Gauss magnetic stack. Place all these magnets in a stack, north pole up. Place 4 of these magnets on the rod below the copper or brass washer and the other 4 on top of the washer. All polarities of the magnets must face toward the same end of the rod. Now rotate the rod, north magnetic and clockwise, in an electric drill or lathe chuck. Using a sensitive voltage-current meter, the output can be read between the outer edge of the disc and the center of the rod. The formula for this device is: $E_{out} = \text{disc area in cm}^2 \times \text{gauss of magnets} \times \text{revolutions per second of the disc} \times 10^{-8}$.

SOFT PARTICLE PHYSICS: FREE GASOLINE MILEAGE INCREASES

The concentration of soft particle electrons in ordinary automobile gasoline will increase your gas mileage by up to 75%. And you can make and install the necessary passive soft particle devices to achieve these tremendous fuel savings.

There are two methods of obtaining soft particle concentrations in a liquid such as gasoline. One method is a Reich Accumulator to contain the liquid before use, making your present gas tank into a Reich Accumulator. A second method is the use of magnetic fields on the liquid flow--magnets fastened to your gas line. The total materials cost for your soft particle passive devices is under \$10.00 and installation time is only one or two hours at most. I recommend that you include both systems on your vehicle for maximum savings.

It is simple to make a Reich Accumulator soft particle concentrator out of your present gasoline tank. Free the tank so that you can wrap it completely in alternate layers of first newspaper (cotton or wool may be used) and then a complete layer of aluminum foil. Three dual layers of organic then metal materials seems optimal for most gasoline tanks. The use of duck or sealing tape will hold the layers firmly in place on your gasoline tank.

To add the magnets to the gasoline lines is easy. Buy a handful of common ceramic magnets at Radio Shack. Bar magnets will also work. Using adhesive or duck tape, fasten these magnets to your gasoline line as it passes to the carburetor. Opposite poles of the magnets across the gasoline lines produce the best results but this is not a critical consideration.

Both of these systems will also reduce emissions significantly.

4015 Crown Point Drive, P_3
San Diego, CA 92109

Richard L. Clark, Ph.D.
September 2, 1982

I hereby give my permission to anyone to publish or copy all or any part of the above data.

The Omnitron Bioenergetics Mind Interaction Device. Electronically amplifies human thought energy to solve problems, teleport, levitate, locate, communicate etc. Uses non physical components that are not restricted to material--so with skill, operator can go into past or future. About \$25 in parts are needed with INSTRUCTIONS \$25.00, Kit (All parts and parts) \$50.00 COMPLETE UNIT \$100. (Please inquire before ordering unit.) (Several \$5 Radionic Reports & \$8.95 Books cover subject...)

"Laser Weaponry" Make a powerful handheld cutting Laser without the usual expensive Ruby rods or gas lasers... \$8.95

"Endless Energy From A Car Battery Report" Uses two car batteries to produce extra energy through 'cavitation' Ph.36.30

"Everlasting Food Preservation Device Plans" Uses a spl charge generator to preserve almost any food placed within. \$9.95

"Crystal Power Report" How to use to retrieve & store data. \$5.

"Timeless Zone Report" Enter where 'time' vanishes. Guaranteed \$5.

Create Life From Simple Chemicals Report 35 days--Guaranteed \$8.

"Accelerate Spiritual Evolution" Methods--concepts..... \$4.50

Discover Past Lives Techniques.... Methods--practices..... \$4.

"Take Pictures Of The Past Or Future Report" Used with OMNITRON device mentioned above. Depends on operator skills.... \$7.00

"Astral Travel Report" ...leave the physical body behind... \$7.

"Mind Power Amplification" ...to move matter with mind etc. \$11.

"Infinite Memory" Memory retention concepts--completely new... \$5.

Richard L. Clark, Ph.D.

The Quantum Tunnel is a theoretical device for space travel that reverses time for ships and crews. Data from 'Wave Working' in Huntington Beach CA is available in tape from Kadace Inn, Box 9476, Winter Haven, FL, '81'.....

A new device for locating cars is said to give a 99% accuracy by it's inventor Alexis Bezarro of Barnaby, Patent Data on 'Car LOC' tech. tape available from Kadace Inn, Box 9476, Winter Haven, FL "84"

Nature builds with the various material of matter according to exact shapes and waveforms laws. Sound is built from polygons, tetrahedrons and such just as matter. Ian Winter has a series of slides that show these geometric nested waveforms. Refer to 3rd Int. OMNITECH tapes from KADACE Box 9476, Winter Haven, FL

When "Worlds In Collision" 1st came out in the 50's it threw the academic community in an uproar. Scientific notables & famous authorities denounced it as rubbish and so began the censorship... Pressure was put on the original publisher to either drop it or have their academic books blacklisted by the academic community. Filled with refutations of accepted history and cosmology, the work was quickly followed with several more brilliant books by Velikovsky. Just after his death "Outcasts & Brave Adventurers" was put out by William Morrow to give an account of his continued battle against the close minded scientific cults of our time. Persons with any interest in ancient events affecting our planet should acquaint themselves with Velikovsky's brilliant works in a library. A limited reprint of "Worlds..." in paperback is available from Fry's, 2511 Markham, Harris, CA. 92770 at \$4.95

WARNING: Experimentation with Control Fields is extremely dangerous. Humans suffer from nausea, disorientation, and other effects when exposed to Control Fields. Levitation action of the devices is dangerous to humans as well as ceilings.

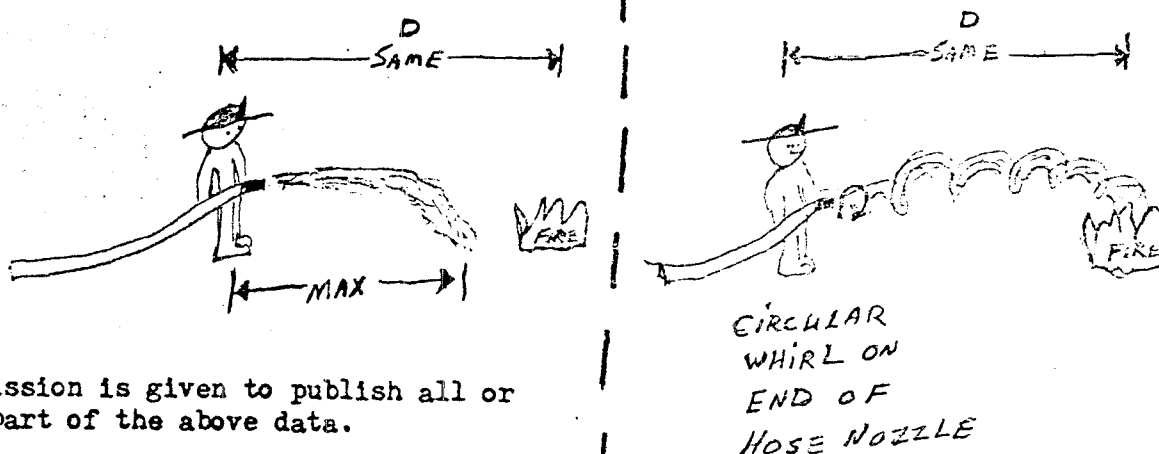
Go outside and twirl the nozzle of your flowing garden hose and watch a hydrodynamic Control Field action carry (levitate) the water much farther than straight hose flow can.

Attached for your review is Arthur M. Young's exposition of Position and its three derivatives. It includes his statement of Establishment Science's Big Lie about the Control Field. The Physics Dynamic Control Fields are predictable. Also attached is Dr. William J. Hooper's outline of the first three of the necessary four EM fields. You can add the Control EM field easily to this Hooper data (Position is the static, Velocity is the flux cutting, and Acceleration is the flux linkage/RF fields given. Now add the Control EM Field set of equations for Ez and Hz).

It is time to leave the slavery of our current two dimensional Physics. One point (equation) defines a position, two points (or equations) define a line or one dimension, three points (or equations) define a plane or two dimensions ("Flatland"), and four points (or equations) define a solid or the three dimensions of our real world. Newton knew that it took position and three derivatives, four equations, in the real three dimensional world. And now you know it too. Question: Was Maxwell stupid or cunning?

CONTROL FIELD: ANTI-GRAVITY FIRE HOSE

(WATER FLOW RATE AND PRESSURE CONSTANT)



Richard Lefors Clark, Ph. D.

2 JUNE '87

RICHARD LEFORS CLARK PH. D.
4015 CROWN POINT DRIVE P3
SAN DIEGO, CA 92109

ALTERNATE LEVITATION INSTRUCTIONS

The person who is going to float must sit relaxed in a straight-backed chair with his legs together, his feet on the floor, and his hands in his lap. The other four participants now stand two on each side of the seated party, one at each shoulder and one at each knee. Instruct all four to extend their arms and place their closed fists together, closed except for the forefingers which should be extended and touching each other along their lengths as shown. The person nearest the seated man's left shoulder is now asked to place his two extended fingers, palms downwards, beneath his left armpit. Likewise, his opposite number inserts his forefingers beneath the right armpit, and again the other two respectively beneath the seated man's knees. Now invite the four assistants to lift the man in this position, using only these extended fingers. However hard they try, it is impossible. As soon as you have registered their inability to do so, ask them to stack their hands alternately, one on top of the other on the man's head, in such a way that no person has his own two hands together, and then to exert a steady pressure downwards. As they keep this up you count to ten. On the count "nine", they must withdraw their hands quickly from his head and resume their earlier positions with their extended forefingers. On the count of "ten" they must try again to lift the man with those fingers alone. This time he will go soaring several feet into the air with no difficulty whatsoever.



Note; Use this same method to lift any type of object. Animate or inanimate. As the navy did through their 4 generators in the Philadelphia experiment etc. A very weak diamagnetic field would make compasses or magnetic instruments erratic. A stronger Diamagnetic field would tend to stop electron flow in active systems...but could turn off electrical systems (See Searl data Broadcast R CLARK

Power/ This data is continues in the 3rd Clark Letters collection (\$6.00)



REALLY LOOK AT THE HOOPER B=DATA OR THE GOLF BALL EFFORTS IN YUCCA VALLEY CA AS D DIAMAGNETIC RESEARCH EFFORT...DE LAND ANTENNA ALSO Illustration From "Body Majic By John Fisher

CLARK



DIAMAGNETIC LEVITATION: LEEDSKALNIN, MODIFIED PARTY LEVITATION,
SCHAUBERGER, GENERAL THEORY OF LEVITATION, AND EARTH GRID NOTES

Leedskalnin could levitate huge pieces of coral by using the center of mass for the needed slight uplift launching pressure. In Party Levitation, the four outside lifters (levitators) are lifting the center of mass from the outside edges. If three of the four levitators were to step back at the end of the count of ten hand stack (charge cycle) and the one remaining levitator then quickly bends down and reaches under the chair to the center of mass and uses only two fingers to push upward, the center man in the chair will levitate. Leedskalnin used a stick or board to push upward at the exact center of mass of his coral slabs to levitate them. His sense of balance shows in the gate and furniture. Remember, Leedskalnin was on a Diamagnetic Earth Grid Point (#18, Coral Castle/Homestead A.F.B.), so all mass objects in that area are always "charged" and easily lifted at their center of mass by a slight upward pushing pressure (launched).

The Party Levitation method, which works anywhere, can be altered by removing the chair and having the levitatee do a slight knee bend. After the count of ten hand stack (charging cycle) the four levitators all step back. The central levitatee then quickly straightens his legs to obtain the slight upthrust (launch) force vector to self-levitate. Be careful using this method as low ceilings are hard head stoppers.

Schauberger's implosion turbines interrupted the water suction flow by a special shutoff valve, thus creating a reactive back-pressure force in the same direction as the implosion turbine. This reactive back-pressure force is the lifting (discharge cycle) or levitating action (directional momentum) of these types of devices. Borderland Sciences Research Foundation, P.O.B. 549, Vista CA 92083, has a very useful book "Implosion: Viktor Schauburger and the Path of Natural Energy" for the interested reader.

A general theory of levitation systems must cover all of the various methods that are known to exist. This means that there is a common factor among Earth Grid, Party Levitation, Dean Drives, Hooper/Over-Unity Electrical Generators, and Schauburger. The common factor is the Zero-Spin Energy transfer or the flowing of nonspin energy. This nonspin energy is a neutral center type of energy flow and it is the cause of the various types of effects called levitation.

In the Earth Grid Magnetic Reversal Points the straight up, diamagnetic energy flow is a nonspin energy flow. This energy flow is exactly halfway between counterclockwise (N) flow and clockwise (S) flow and therefore it has no spin. Thus, the bow-tie knot levitation energy is a nonspin energy flow.

In Party Levitation the four levitators drain or temporarily stop the spin energy flow around the levitatee or inanimate objects. Thus, they create a very temporary non-spin energy center which easily levitates.

The Dean Drive type devices cross-put or dump energy during the Critical Action Time that is in fact a nonspin energy. Mechanical as it is, the Dean Drive can generate directionalized momentum (nonspin energy flow) and therefore it can be used as a levitator system.

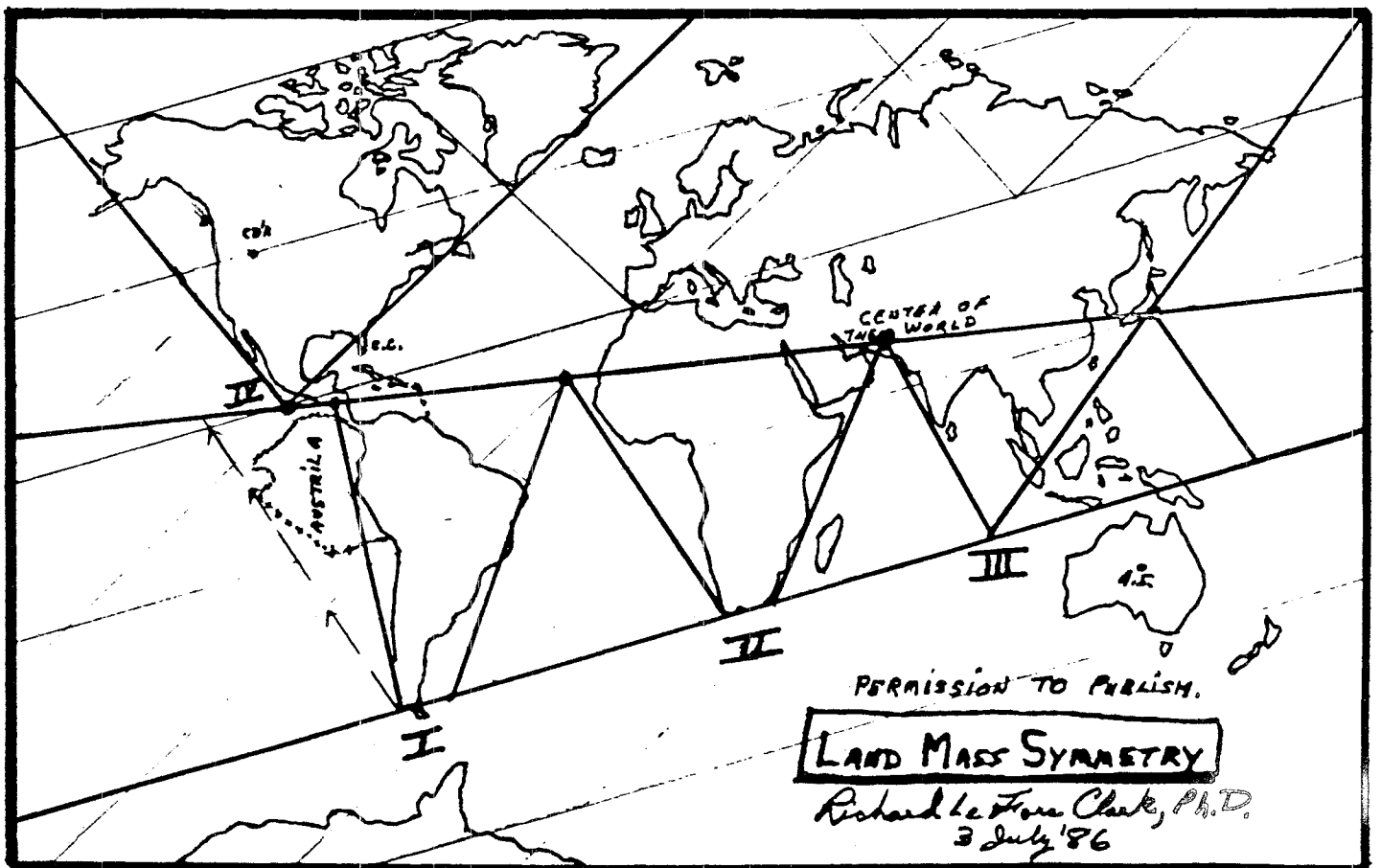
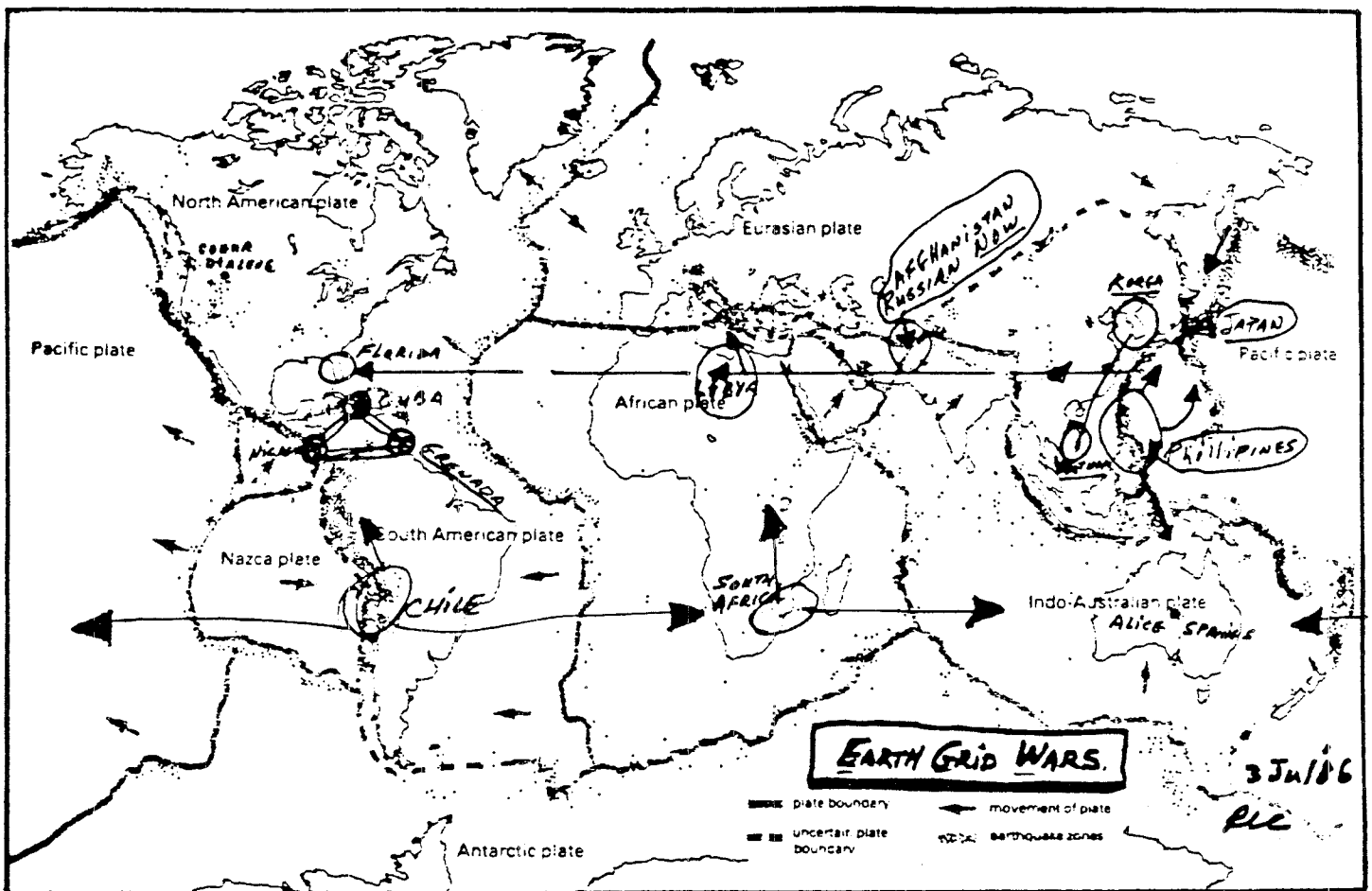
The electromagnetic collapsing field reversals of Hooper or Over-Unity Generators generate a nonspin energy flow for short periods during each cycle of operation. Any energetic flow reversal generates some nonspin energy flow. Therefore, electrical coils reversals generate some nonspin energy flow and can be used as levitator devices.

Schauberger energetic water flow systems are reversed by valving, identical to the electrical coil systems. Therefore, the Schauburger turbines generate some nonspin energy flow and can be used as levitators.

In a universe of basically spinning energy and particle systems, this nonspin energy has very powerful effects. The nonspin energy is the neutral center force field, belonging to neither side of a generally polarized universe. As such, it is repelled by and reacted to by all energy and particle systems very strongly. By the generation of non-spin energy flows and the directional vectoring of these flows, we can device design very powerful levitators.

EARTH GRID NOTES:

1. Earth Grid Point #18 had the famous Bimini Road over it prior to Florida being pulled down. Trace the arc swing of the present location of Bimini back the 60 miles to its original position over Earth Grid Point #18.



2. Due to the shifts in the North and South magnetic poles, Grid Point #18 is inside Homestead A.F.B. now and Coral Castle could no longer be built where it is now located.

3. The only known official governmental research into the Earth Grid System was called "Project Magnet" because they were studying the magnetic utility and anomalies of the Earth (Canada-U.S. Navy).

4. Earth Grid-Saucer Network: Arthur Matthews and Otis Carr, the only Tesla-trained assistants, were networked with Van Tassel, etc., under the New York City group of Margaret Storn (the Southern California-New York City Groups).

5. Earth Grid Wars: The three "Floridas" (Florida, Korea, and Vietnam) are still critical Earth Grid Points after two bloody wars. The "boost shock-point" to this triangle is Libya. The Caribbean Plate has more recently seen a triangulation attempt that ended in military invasion. The Caribbean Plate triangle shock-wave system was to have been Grenada-Cuba-Nicaragua. The next try in this general area is absolute control of the Chilean Earth Grid Point. The Union of South Africa's Grid Point is critically necessary for control of both Europe and Australia. The Philippines position on the major fault/plate system is pivotal to control of both Australia and Japan in the Pacific Basin. The Soviets already have secured and activated the site in Afghanistan (see map attached). Now read again about the targeted countries in your daily newspapers and figure out who is currently winning the Earth Grid Wars. Note: A really expert knowledge of the Earth Grid System with a true understanding of Mother Nature's ways could still reverse this bleak picture. Patriarchal, fanciful speculations and wild equations are about to prove fatal.

6. Earth Grid Shifts: The Earth's magnetic poles do not completely shift (reverse or flip). Only the Earth's Bloch Wall Magnetic Reversal Anomalies move positions in both the Northern and Southern hemispheres to balance the Earth. The Bloch Wall anomalies were much farther North some 10 to 15 thousand years ago, at the time of their last estimated major movement. This Bloch Wall Earth Magnetic Reversal area movement is caused by the Earth's expansions and possible contractions, land mass weight shifts, and changes in the Sun.

The so-called deluge and glacier phenomena are really caused by the massive ocean/sea tides and levitation effects at these times of balancing by the Earth Bloch Wall Anomaly position movements. There were no deity caused floods or Ice Age glaciers; there were only the Earth Grid Magnetic Reversal Anomaly movements. These movements would have been Earth-shakingly impressive to observe and later they were recalled as myths and religious lore all over the world.

Did you really think that a dynamically changing fly-wheel/gyro-like Earth sphere, at about 1,000 miles per hour spin rate, didn't need or have a correctional balance system? Look at the Land Mass Symmetry map attached. If it were not for those 20 movable locking points (Earth Grid Magnetic Reversal Anomalies), this Earth would tear itself apart. And all that we humans can think to do with this perfectly elegant design of Mother Nature is to hold yet another stupid war of conquest and control. The Astroid Belt could easily be the result of some other-planetary group of the cunning and stupid holding an Earth Grid war. If we rip the "buttons" off this Lady's blouse, we'll find out instantly why raping the Earth was such a fatally bad idea.

Final Notes: The above discussed theory of levitation involves the concept of zero inertia systems. That is why the slight directionalized force (momentum) caused such large levitation effects. Consider the maneuverability and utility of zero inertia device systems, either on Earth or in space. The "impossible" right angle turns and super accelerations from small thrust systems are easy to understand with zero inertia being achievable. Thus, the concepts of inertia, weight, gravity, etc., all belong to the spin energy flow systems only, and not to the zero-spin energy flow systems (real diamagnetics, etc.).

Permission is given to publish all or any part of the above data.

Richard LaFors Clark, Ph.D.
Richard LaFors Clark, Ph.D.
July 4, 1986

PHYSICS AS RELIGION AND RELIGION AS PHYSICS

The ancient physics of the Earth Grid Systems, which was an extremely powerful Nature technology, became the Great Mother religions and then degenerated into the purely religious systems that remain to this day. The human physical speculations and symbol manipulations (beliefs or religion) slowly evolved into modern physics. Thus, today we have physics as religion and religion as physics, or two sets of inept priestcrafts in the wrong line of business.

The scientists on the various Earth Grid site projects, whether to conquer/control the Earth, the stars, or the secrets of Nature, are using their made-up religion to try to understand and control Nature. How could they ever have imagined that that line of inquiry would be successful?

The major principles and operating procedures for Nature's Earth Grid Systems are in plain sight in the old/new religious systems. The symbols and personifications of these religions fall away if you look at them as a physics text book of Nature's technology, which is the Earth Grid System.

The polarity systems meeting in a neutral center or Bloch Wall is basic to all of these religious systems. Do you think that Yin and Yang meeting (union) is different from Isis and Ra in union (El) called Israel? The Cross and the Star of David (Seal of Solomon) are symbols for the polarity union or junction-Bloch Wall of the Earth Grid Magnetic Reversal sites. And the Sun and Moon have to "pass over" (Bloch Wall) to pull off dead weight risings, also called Easters. The Sun is Ra, the Moon is Isis, and the union (El) would put you on an Earth Grid Magnetic Reversal site for levitation and other Nature based technology.

Polarized humans in union create life and that was basic to the Great Mother ancient system as a Nature religion. You cannot have a Bloch Wall without North and South poles coming into union. The symbols, methods, functioning, and understanding of Nature's technology repeats and repeats in these supposedly religious writings and ceremonies.

I am certain that these claims of mine will fall largely on deaf ears as sacrilegious or ridiculous by both of the current priestcrafts. Only when the continual failures of the "scientific" priestcraft on the Earth Grid sites reach the very last brink of disaster will someone or group at the top realize that their "scientific" approach was always totally wrong. Sometimes only immanent defeat and death can cause thinking to occur. I can only hope that the "Elite" would rather think than die. I marvel at the number and stupidity of the excuses for failure given and accepted to date. But the blunder and showdown time is obviously very near at hand, so we do not have to wait long for the final outcome. Necessity, the Mother of the Fates, invention, and change, will force a result on even the most stubborn bureaucrats or entrenched elite.

Permission is given to anyone to publish all or any part of the above data.

Richard LeFors Clark, Ph.D.

Richard LeFors Clark, Ph.D.
July 4, 1986

4015 Crown Point Drive, P-3
San Diego, CA 92109

Working models of all my generator designs have been built. Proper cutting of the armature wiring nest on any motor will kill the torque and make a transformer system when connected properly. Ask any wildly competent electrical engineer or electrician about this subject.

As to Mr. Ecklin's counter design proposal, those computer printer motors are tiny, fractional horsepower units. A normal single household system would require 25 to 50 motors at least. The high costs, extremely high failure rate, and massive size make his answer totally impractical. Was his printed outcry against me caused by greed for maximum royalty payments on Patent #4,567,407? Or does the impracticality of his system please his employer, the Department of Defense? Someone put up a lot of money for the Ecklin patents.

Mr. Ecklin's printed claim that his Patent #4,567,407, issued in late January, 1986, caused the world oil price drop is false. The Saudis broke oil prices two months earlier in November, 1985, as the attached N.Y. Times graphic proves. Facts, not vested interest claims are what is needed.

I am not trying to gain anything at your loss. I am not trying to enslave you to the Establishment. Nor am I selling paperclips for \$5.00. THINK before you rush to get in the cattle car following some Judas goat. Save your money and possibly your life by getting facts and not establishment disinformation.

*PAPERCLIPS, STRING & METAL BALLS YOU CAN GET FREE!
COPY OF ANY PATENT IS 50¢ FROM PATENT & TRADEMARK OFFICE.*

PERPETUAL MOTION, something for nothing, free energy, anti-gravity device and Over-Unity patent 4,567,407 for \$5. Needs simple modifications to a flux switch alternator or rewiring of a 4 pole reluctance motor. Uses half the torque of present generators and captures 95% of motor power. If you can make a motor you can make billions as one will be used in each home and car. Non polluting to clear up air and lakes, etc.


John W. Ecklin, 6134K Edsall Road, Alexandria, VA 22304

Clouds That Could Darken the Economic Horizon

A new law likely to remove many business tax incentives, could stunt further growth in the vital capital equipment industry. A plunge in oil prices below \$20 a barrel might hurt more than it helps by exacerbating debt problems in the third world and in the oil patch at home.

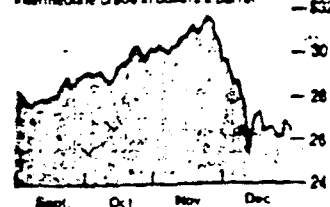
Capital Spending

Business spending on plant and equipment, annual change in percent



Oil Prices

Daily spot quote for West Texas Intermediate crude in dollars a barrel



New York Times News Service

Permission is given to publish all or any part of the above data.

Richard LeFors Clark Ph.D.

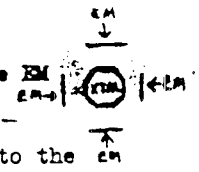
Richard LeFors Clark, Ph.D.

June 18, 1986

4015 Crown Point Drive, P-3
San Diego, CA 92109

DESIGN FOR THE CLARK CRYSTAL ($10^{12}H_2$) ELECTRIC GENERATOR

The telephunkens-Frost crystal levitators of the 20's were EM energy loaded into the axis of a large crystal.



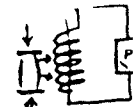
AFTER CETA -



This means that the power from the E M fields pushed into the gravity fields ($10^{12}H_2$)

Let us pressure pulse a crystal such as Silicon Dioxide SiO_2 as a pulsed Peizo Electric element. When pressure is applied to the crystal, current flows out of it and generates a tiny magnetic field at 90° to current flow. BUT 90° mutually to the E&M fields is a Gr field ($10^{12}H_2$) so, let us put a field coil in this crystal 'squeeze' gravity field to sense the pulses. The field coil can have an ammeter for a load

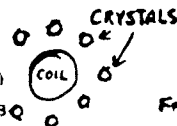
Thus a crystal $10^{12}H_2$ source can replace water coils in generators (refer to Clark coils in previous papers)



A ring of sequentially pressed crystal around the field coil makes a crude 60 HZ generator

Richard LeFors Clark PhD
4015 Crown Point Dr P3
San Diego, CA 92109

Pressure bearing rolling around the top, presses each crystal in passing to generate electric pulses



the only power input is the crystal squeeze roller. Power output is easy over unity..

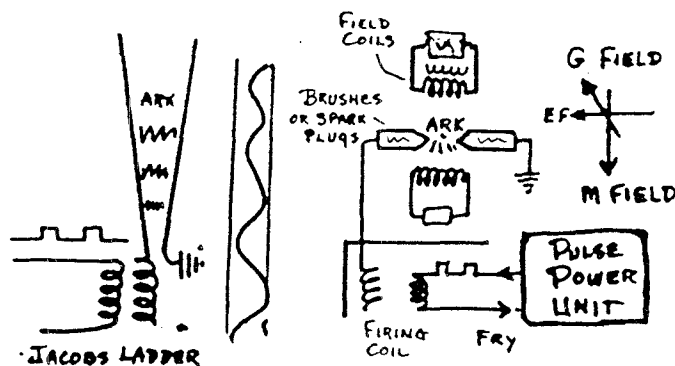
DESIGN FOR A CLARK SPARK DISCHARGE ($10^{12}H_2$) ELECTRIC GENERATOR

An ordinary Automobile spark coil can be used either with spark plugs or as an 'Alladins Ladder' arc rods...Or you may put carbon brushed in the arc light configuration to generate the spark discharge $10^{12}H_2$

A field coil placed in the G field 90° from both the the E M fields with an ammeter load will make a crude spark discharge generator

Use pulses to fire the spark discharge $10^{12}H_2$ coil system to produce 60 Hz AC at the output field coils (No moving Parts) Over unity gain A Tesla coil would improve this design over an Auto spark coil. Gold plating the arc tip elements would make a cleaner ark and give longer life. Iron cores in the field coil increases the output also (Captures CEMF

Further Clark designs are found in the Clark letters report at \$8.00 from publisher..



Bonus Page
From Fry

General Notes: The energetic zeros of power systems in nature are the sources of gravity. The EM source of gravity is the four energy component fields of E, D, H, and B at zero. EM generated gravity is the zeroing of the three-component electrical field vector and the three-component magnetic field vector in conjunction (a tensor of the second rank at zero). Literally this means that the EM fields' energy is "dumped" into gravity generation at their zeroing. Furthermore, the incidence of bringing any one of the four EM fields (E, D, H, or B) to zero automatically brings all EM fields to zero and generates gravity. The power of the generated gravity field is proportional to the EM field power that has been zeroed, but is more powerful (see tensor product data attached). Gravity is a nine-component energy field in three dimensional space. Time has NOTHING to do with gravity generation! All EM dipoles emit gravity as the EM radiated wave center. All EM machine devices have some gravity generation in them, and by deliberate design a large part of the input power EM to electrical generators can be converted to gravity field generation and then the gravity field converted back to EM at a power gain. Or, Over-Unity Electrical Generators are two three-component EM vectors in (or D.C.) converted to a gravity tensor which is converted to two three-component EM vectors out.

G = EM Fields at Zero (conjunction)

Attached is data on superpositioning and B = 0 from texts.

Permission is given to anyone to publish all or any part of the above data.

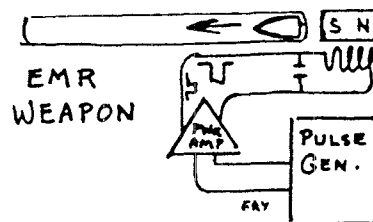
4015 Crown Point Drive, P-3
San Diego, CA 92109

For many years now there have been a number of ways to launch rockets and bullets without the usual cartridges and explosive powders. Aside from air and a vortex motion (Slings) there is one unique method that is almost never mentioned.

EMR or Electromagnetic Repulsion Devices actually use a pulsed magnetic field coil to launch projectiles. This method uses an antimagnetic action to send a non magnetic projectile to a target.

To attempt to put a unit together you can use a smooth bore tube with the repulsion coil at the end. Automatic feed capabilities would be fairly simple to add with some ingenuity. To use a material to make up the projectile, remember that the denser the material atomically, the greater the repulsive velocity. Velocities of around 80K ft per second are probably possible with some dense ceramic bullets. With the addition of slight grooves or veins they could be reasonably accurate.

To wind the coil, use the usual 14 to 16 oz magnet wire and wrap it around the plastic or non conductive coil. A Capacitor across the coil makes a resonant tuned circuit 'F' to match the energizing current firing pulse. The new 'over unity' light generators would easily power a smaller unit (+100/W/Lb.) A multi vibrator/FWR AMP could replace a bench test Gen/Amp in field use. The amp-gum formulation of course, would determine the magnetic kick of the projectile. A diode may be needed to short the back EMF of the coils field collapse. The larger the current and faster the pulse, the faster the projectile will be kicked. Generators work on this principle and it is amazing the principle has not been expanded to other areas



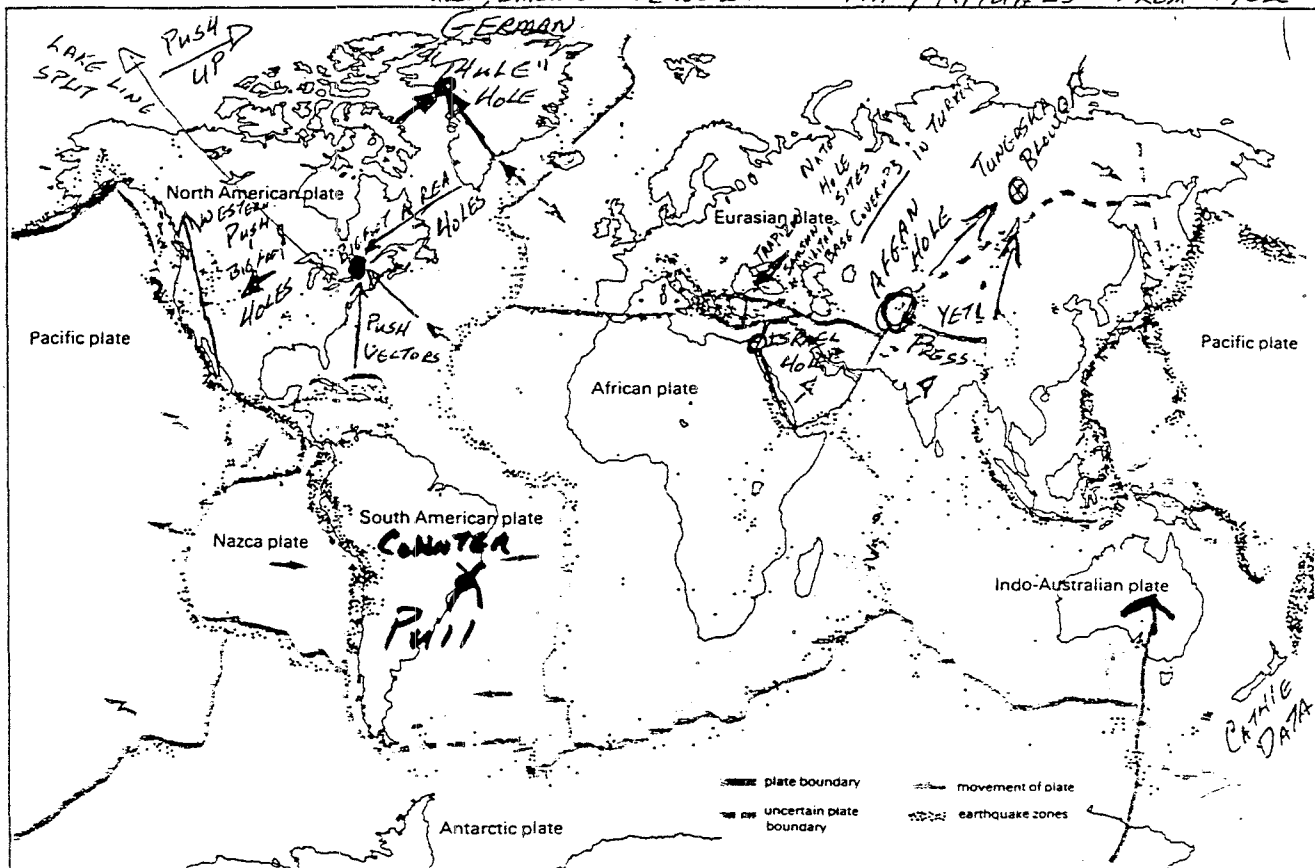
- RAY - AFTER R. CLARK

Non Explosive Machine
gun Report # 302
From Guys -

4/6

Crystalline planet

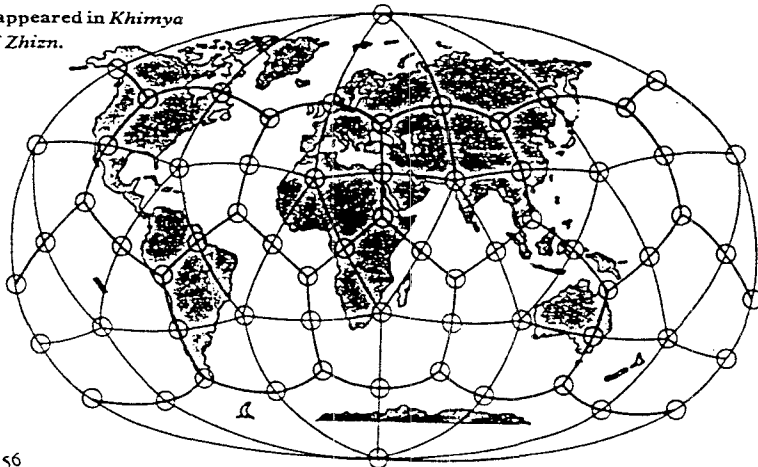
MASSIVE Pull FROM PLANETARY TURN CAPRICORN SECRET BASES / RESEARCH ORIGIN OF THULE GROUP DATA / RITUALS FROM "HOLE"



Boundaries of the shifting continental plates (see page 14) are marked by violent earthquake activity.

The belief that our Earth has a basic harmonic symmetry is very ancient. Socrates told his pupil Simmias: 'My dear boy, the real earth viewed from above is supposed to look like one of those balls made out of twelve pieces of skin sewn together.' Some 2000 years later, in the 1960s, three Russian scientists had the idea of re-examining the globe to see if any pattern should emerge linking significant places in history; it did. After several years' research in Moscow, they published their findings in *Khimiya i Zhizn*, the popular science journal of the USSR Academy of Sciences, entitled: 'Is the Earth a Large Crystal?'.

'Is the Earth a large crystal?' - the Soviet illustration as it appeared in *Khimiya i Zhizn*.



Drawing from their combined experience of history, engineering, and electronics, they decided that there was nothing in theory to have prevented a lattice-work pattern - a 'matrix of cosmic energy', as they put it - being built into the structure of the Earth at the time it was formed, whose shape could still be dimly perceived today. *Komsomol's Pravda*, the official Russian journal for the younger generation, followed up the idea with a suggestion that Earth had begun life as a crystal, and that only slowly did it mould itself into the spheroid it is today.

According to their hypothesis, the crystal can still be seen in twelve pentagonal slabs covering the surface of the globe - a dodecahedron. Overlaid on this are 20 equilateral triangles. The entire geometric structure, they claim, can be seen in its influence on the siting of ancient civilizations, on earth faults, magnetic anomalies, and many other otherwise unrelated locations, which are placed either at the intersections of the grid, or along its lines.

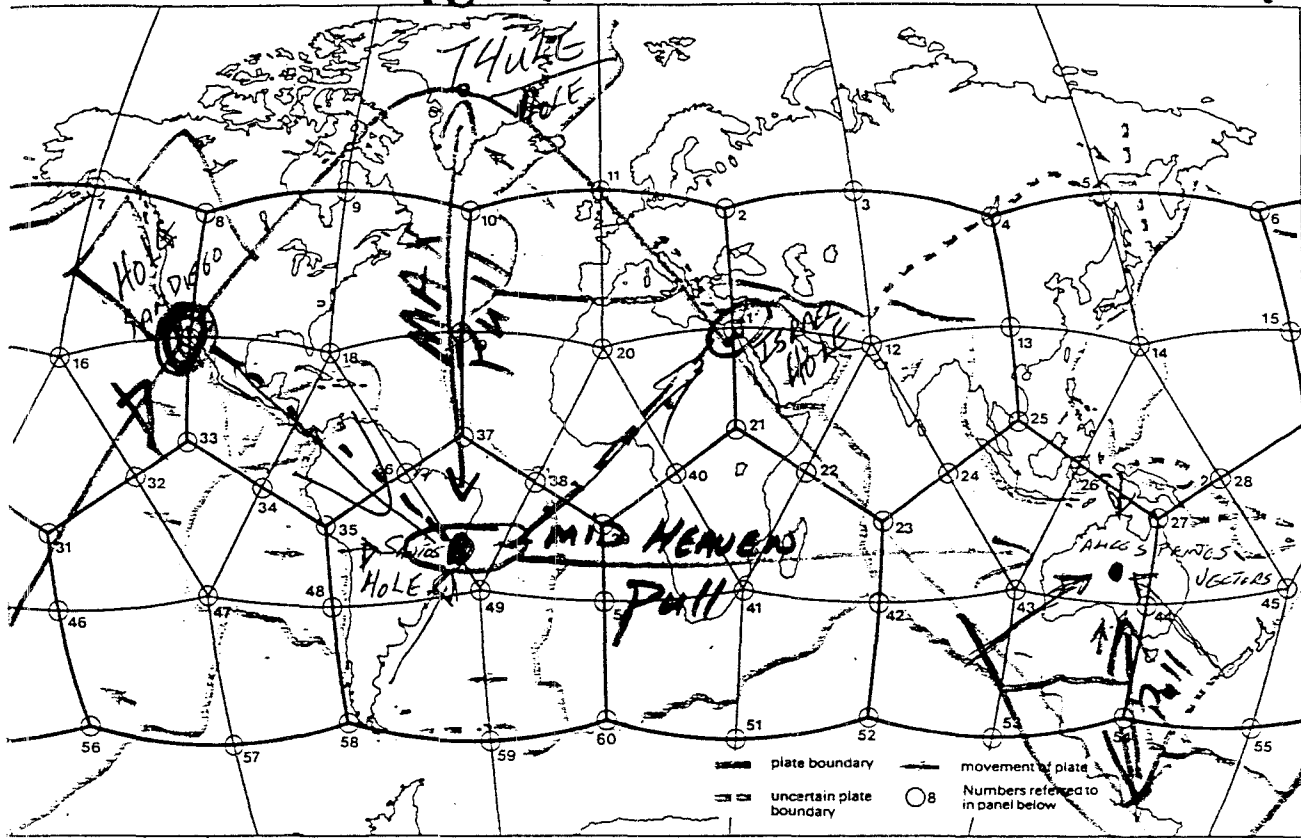
Is the idea crazy? In one sense, certainly. If the overwhelming evidence for continental drift (page 14) is to be accepted, the lithosphere, or outer surface of the Earth, has moved so much that it would surely have destroyed the symmetry of a crystal with the passing of time.

THERE ARE FAKE OR COVER "TOP SECRET" U.S. MILITARY BASES ON MOST OF THE BEST DIMENSIONAL HOLE SITES. BLESS THE FAKE "COLD WAR" • PULL FROM "HOLE" TO CINE OFF SITES (P. 14) • P. 14

They have WAITED all of these years for the now happening present PULL

2000 CAPS LOCK

Opens the dimension Earth patterns Crystalline planet Holes!



PLANETARY ASCENT/DESCENT


PULL

5/26/89
FROM THE EARTH GRID/PLATE MAPS THE AREAS OF DIMENSION HOLES AND Bigfoot/YETI ARE SEEN TO BE THE SAME!!!
ALBERT SMITH AND THE CANADIAN/U.S. NAVY "PROJECT MAGNET" DATA SHOULD BE GIVEN A NEW LOOK. THE LAKE ONTARIO - ST. LAWRENCE SEAWAY AREA HAS ANCIENT RUINS AND ALL THE OTHER EARTH ANOMALY FACTORS. THE HUDSON RIVER AND JUNCTIONS ON LAND MASS PRESSURES /DISTORTIONS WOULD EXACTLY LOCATE THE DIMENSION "HOLES" THAT Bigfoot/YETI USES. THE SAME IS TRUE OF THE U.S. DESERT SOUTHWEST AS TO LOCATING "HOLES" OR WINDOWS BETWEEN DIMENSIONS. LIKE THE CHINA LAKE /DEATH VALLEY SYSTEM, THE YUCCA VALLEY SYSTEM, ETC. MOTHER NATURE POINTS RIGHT AT THEM WITH MOUNTAIN CHAINS AND FAULT LINES - LIKE THE ANAWATZ, ETC. ALICE SPRINGS/PINE GAP, AUSTRALIA AND SANTOS, BRAZIL ARE ALSO ANCIENT SITES AND DIMENSIONAL HOLES. BUT, PLANETARY ALIGNMENTS MAKE THESE TWO PARTICULARLY ACTIVE RIGHT NOW.

Hole is unstable!
San Diego / Mojave
So in Israel

RE Clark, Ph.D.

Permission to use my data is given!



RICHARD L. CLARK/GRAVITY/ET AL

[The following material is being reprinted verbatim as received. Above the heads many of us, but some of you may find it fascinating.---H.L.]

10¹² Hz. FREQUENCY PHENOMENA: ZERO POINT RADIATION, GRAVITY, AND SPARK DISCHARGE DATA

Boyer: Hard vacuum data in August, 1985 "Scientific American". Frequency data around 10¹² Hz. "Magic Window" between microwave and heatwave frequencies.

Spark discharge frequency: "Matter, Energy, and Radiation", 1941.

Clark: Gravity wave propulsion data.

Schauberger: Water suction vacuum systems that would generate 10¹² Hz in Project V-7 data, etc. (flow directionalized)

Searl: Flywheels rotating at ionization speeds (spark discharge) generate 10¹² Hz.

Brown: High voltage capacitors would generate 10¹² Hz. (spark discharge)

Pajak: Spark chamber drive systems would generate 10¹² Hz.

Tesla: Spark discharge and capacitor rushing systems would generate 10¹² Hz. (see Carr & Mathews data.)

Gravity bomb: High energy spark discharge in Earth's subsurface--rupturing outward 180° latitude from generator at wave point collisions. Tremendous light flash on Earth surface rupture, followed by vacuuming implosion-explosion shock front waves. Energy rupture assumes torus shape and then explodes upward as a mushroom shape. (supposed "A" and "H" bombs)

General data:

1) Tesla's Colorado Springs Unit Ball stuck 100 to 500 feet in the ground, below sea level. First used as a weapon in 1908 at Russian wasteland, then in 1945 on Japan to

set up "Cold War" fears.

2) "Philadelphia Experiment" was multiunit directional beams version of this 10¹² Hz frequency technology. Caused invisibility and location jump of the Eldridge. This was not a degaussing magnetic phenomena.

3) Two spark discharge beams aimed to a common focal point and pulse delay fired, creates instant heat combustion in human targets. Generated "spontaneous combustion" or the "hot job".

4) Saucer landing site soil and plant microwave and infrared burns are side band radiations of the spark discharge drive radiating through the unshielded bottom of the saucer.

5) Saucer-radiated intense magnetic fields are a natural side effect of spark discharge propulsion "super-coils" magnetic effects.

6) Early bell-shaped saucer "wobblers" are synchronization instabilities in the spark discharge propulsion units.

7) Saucer crew silvery or metallic jumpsuits are safety clothing against side band microwave and heatwave leaks in the spark discharge propulsion system.

8) Electrical/electronic equipment failures (automobile ignitions, etc.) near saucers is due to atomic level disruptions to electron flow in conductors caused by the spark discharge propulsion units radiations.

Permission is given to anyone to copy or publish all or any part of the above data.-----Richard LeFors Clark, Ph.D.

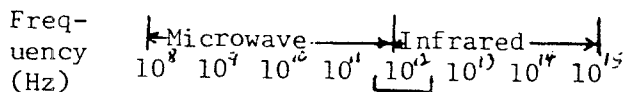
-----July 27, 1985

[The following is also quoted verbatim from the Clark material I received.--H.L.]

PROTOTYPE CONSIDERATIONS

We already know that gravity is a frequency of about a trillion cycles per second--1000 GHz, or 1,000,000,000,000 Hz. That's on the order of 10¹² Hz. This frequency is in the upper radar(microwave) to lower infrared areas.

PART OF THE ELECTROMAGNETIC SPECTRUM



All we need to generate gravity waves is to find materials that work in the microwave to infrared range. Easy enough. Just look through some electronics books at the library. (This is where I am at now.) We don't need much power for a small remote controlled unit of a foot or so. I've heard of loz crystals lifting over 50 lbs by anti-gravity means! *from wave theory of gravity*

THE PHILADELPHIA EXPERIMENT AND A MODEL
OR GERMAN PROJECT V-7 DESIGN

By: RICHARD L. CLARK

The famous United States Navy tests in 1943 on the ship the Eldridge were called "The Philadelphia Experiment" in most of the literature and in the recent movie on the subject. The supposed purpose of these tests was radar invisibility via high powered EM generation. The supposed disasters were the invisibility and the location jump to Norfolk, Virginia and back to the Philadelphia Navy Yard.

The theory that cross-axial high powered EM radiation would deflect or absorb radar does not fit facts, then or now. Stealth designs and other minimum radar profile techniques are passive designs. The Navy got the idea for the experiment from the crossaxial EM experiments of Kowsky and Frost on crystals that levitated. The Eldridge was to be a giant metal crystal in effect, under the influence of this very powerful two axis (cross-axial) electromagnetic field. The Navy was experimenting with levitation (flying ships) which would be a tremendous weapons movement advantage in war. A war ship once levitated would have theoretically near zero inertia and could be easily propelled at hundreds of miles per hour to a new location for combat purposes. A twenty knot surface speed for a ship is nothing compared to a 500 knot flying speed. And just think about cargo movement to England and the Pacific fronts without losses to enemy submarines at those speeds.

The experiment on the Eldridge worked perfectly as far as the ship is concerned. It was levitated and flown from Philadelphia to Norfolk and back. The glow or cloud around the Eldridge was a smoke screen to cover up the disappearance, much like the stage props used by magicians. Who would look thousands of feet in the air for a missing war ship which moved off rapidly? So, of course it disappeared on surface-type radars and to human observers. Wouldn't you make up a cover story of "radar invisibility" tests to hide levitation weapons? The only problem was the effects on the exposed human crew. The human brain and body cannot tolerate massive, crude electromagnetic fields. Some of the crew went insane, some jumped overboard, and all suffered massively. There are no Eldridge survivors interviews anywhere in public information. Where is that crew? The Eldridge was sold or given to the Greek Navy after the war.

This levitation technology, which is very similar to the German V-7 levitating fighter plane project, went back to the bench for a while. The theory was stolen from the Germans via the Canaris-Dulles spy group. The technology is simple enough to understand as a gravity levitation system. The simple electromagnetic coil levitator on pages 20 and 21 of this report explains it and can be modified to two axis to duplicate it. All that is necessary to do is make four coils that are placed vertically on a small square frame at the corners, just as the EM antennas were placed on the Eldridge or under V-7. This is how Kowsky and Frost levitated their crystal via a two axis EM feed system (but quartz crystals swell 8 times in volume under this EM input, while metals don't). Because of the use of electromagnets rather than Hertz EM, we cannot use iron to levitate the model, but aluminum will do just fine as the ships metal for the model Eldridge or V-7.

The easiest design for a model Eldridge or V-7 is to mount the four vertical electro-magnets on the four corner edges of the aluminum plate itself. Place the coils vertically so that the electromagnets' Bloch Walls feed directly toward the center bottom of the plate from below. This

means that the coils are vertically less than one half above the horizontal aluminum plate and more than one half below the plate, like a table whose legs stick up at an angle. Adjust the height and tilt of the four coils with respect to the plate for maximum levitation. This design aids Earth's gravity push to cause the levitation effect. This model Eldridge or V-7 is best tested out of doors and should be handled with extreme caution. Be sure that the A.C. circuit breakers can take the current load unless D.C. is used for the electro-magnets. Allow plenty of wire lead length to the coils to permit lift off of the model Eldridge or V-7. Only turn it on for a brief moment as it will left beyond wire length and crash. Add appropriate current controls for a hovering mode of controlled levitation and only operate it for 5 to 10 seconds at most, due to coil heating problems.

If the type coils called for are used, a total levitating Eldridge or V-7 platform weight of 20 to 30 pounds at least should work. The total weight is the plate and the four coils plus wire drag all added together. Once the design idea is understood much better levitating platforms can be built. For example, Mu metal coil cores that are heat radiating finned inside would improve the basic design. An aluminum foil "saucer" shell and steerable horizontal thrust make a complete saucer model.

All this design has done is take the levitator and attach it to the levitated plate. A considerable part of the four coils' gravity (Bloch Wall) energy is directed from below into the plate but it cannot escape the levitating force in this design. In fact, you could design the four coils as an undercarriage attached left unit, exactly expanding the original levitator.

Attached are Schauburger notes and pictures. The full information on Project V-7 and the Philadelphia Experiment are hidden in the National Archives.

****NOTE:** If you would like to have a copy of these notes and pictures, (not printed here), please write to Advanced Sciences Research & Development Corporation, Inc., P.O. Box 109, Lakemont, Georgia 30552, (enclose a self-addressed-stamped-envelope), and we will be happy to provide you a copy.

*Advanced Res Advisory
Box 109 Lakemont GA.*

BY: RICHARD LEFORS CLARK
7-86 \$2.25

Donny Stoneman, 4, and his mother, Ethel, were visiting a shopping mall in Detroit, MI., when the little boy suddenly vanished from sight.

As his mother tells it, "Donny was walking beside me when, right in front of my eyes, he suddenly disappeared. I know it sounds crazy and it does seem unbelievable, but that's exactly what happened."

"We were talking to one another and I realized I could see through him. I mean, he was there in spirit, but his body was slowly disappearing. It was so weird and so frightening."

"Donny had a strange look on his face and he was trying to say something but I didn't hear a sound. I cried out for help but the only person who came to our aid just stood there gaping at my son."

"When I looked back to Donny, he was gone. I was so scared I didn't know what to do. My child, my wonderful son had been snatched from me by someone or something."

"I stood there crying. I was in shock. Then I heard a voice from the other end of the mall. It was Donny and he was shouting, 'Mommy, mommy!' I ran as fast as I could and there he was — standing in the middle of the Sear's entrance."

Donny Stoneman's experience has confounded the experts who are still investigating the incident to determine possible causes. Mrs. Stoneman told *Astrology and Psychic News*, "I don't really care what the cause was. I've got my son back. That's all that matters."

California Astrology
Association, Dept. P47,
P.O. Box 810, North
Hollywood, CA
91603...For



Newton's concept of inertia tells us that an object stays in its place unless some force is applied to it and when the force is applied the object moves with the force. Newton had rather mixed ideas of why inertia exists. At one point in his *Principia* it is almost inherent in matter. At another point inertial or centrifugal forces arise from something called absolute space. The persistence of matter in its state, according to Newton, comes from its relation to an absolute world of space more final than any material system we can think of.

This notion of Newton's was never satisfactory and in the last part of the 19th Century the Austrian physicist and philosopher Ernst Mach turned his critical mind to it. Mach, whom we all know for his Mach numbers of aerodynamics, was also a forerunner of the Vienna Circle which developed logical positivism. To him anything beyond observation—such as absolute space—was unreal. Hence he proposed that inertia was a reference to *all the matter in the universe*. By all the matter in the universe he meant all the fixed stars, or in our day, when we realize that the cosmos is made up of vast numbers of stars collected in vast numbers of galaxies, to all the galaxies. For Mach an object subject to the laws of inertia was relative to all the stars, or as we would say today, all the nebulae.

Yet Mach's principle, as Einstein called it, had a difficulty. It did not supply any physical link between the stars and an inertial system. Mach just substituted the universe for Newton's absolute space as a system of coordinates in which objects existed and moved. He did not take us any further down the road to showing what inertia is, or why it works the way it does.

Perhaps we should say, rather, that he took us a little way and he took Albert Einstein a very long way.

In 1916 Einstein proposed his General Theory of Relativity. In effect it was a theory of universal gravitation and inertia. Einstein reduced the two forces to the same thing and expressed this in his famous Principle of Equivalence: gravitational and inertial forces are indistinguishable and equal. His illustration of this is a man in an elevator deep in space. The man is away from any large objects. If the elevator is moving uniformly at any constant speed, from a very small one to a very large one, the man

will seem to be quite weightless. He will sense no motion nor any gravity. However, if the elevator speeds up, if it is pulled by its cosmic cable along the direction of the man's height at an increasing speed, the man will begin to feel as if gravity is acting upon him. When a certain acceleration is reached, equivalent in earth measurements to 32 feet per second, per second, as a result of the friction which was not possible and this causes a release of energy—the luminosity seen about the saucers, especially at night.

* * *

AT THIS POINT perhaps we should review what we have said and what we have not said.

In a sense, we have explained how the saucers fly but we have not explained how the gravity-inertia screen is generated. Sometimes when flying saucers are observed during the day through polaroid glasses, and some photographs of saucers, exhibit a kind of halo or corona about them. Of course, this well may be a physical token of the screen. However, the way it is produced is still a mystery, at least to this writer.

It is almost certain that in some way the field involves electricity and magnetism—for the effects of both have been noticed in connection with saucers. It is also likely that nuclear energy is used in the generation process, because increase in radioactivity background levels also accompany UFO flights. But of the exact mechanisms which produce the screen we know nothing. Research in this area is highly classified. The earth power which first develops the technique will have an immense military advantage. It may render not only aircraft, but ballistic missiles obsolete.

LET US CONSIDER what man's mastery of gravity and inertia may mean for his life on earth and his progress in space—if other races allow him to make any. In the first place, down here on earth the control of both gravity and inertia may well transform much of our economic system. We can think immediately of gravity-free airplanes plus the advantages of being able to control the inertia which governs (and hampers) so much of our lives.

If inertia can be controlled a five-year-old child can bounce an elephant upon its knee; the work of the world may be done with tiny

amounts of energy—depending, of course, on how much is needed to produce the gravity-inertia screen. We may be able to move mountains with only the quantity of electricity to light a house. The whole phenomena of friction may be within our range of manipulation; railroad trains may be able to rush down their tracks covered with an inertial screen driven by only fractional horse-power motors.

The idea of inertia-free flight opens up interesting possibilities for space travel. Given inertia-free flight space may no longer be a barrier to solar travel.

Some astronomers and physicists, pointing to the enormous amounts of energy required to accelerate even a tiny payload near enough to the speed of light to make the journey to the nearest star in any reasonable period of time, have held the view that the only communication mankind will ever have with intelligent life elsewhere in the galaxy is by radio.

The distances between stars are measured in light years and only a limited number of stars are within one-half the light year equivalent of four score and 10. Thus the necessity for approaching the optical velocity in interstellar travel becomes obvious. Yet, even to approach it under the old law of inertia is a difficult matter; some scientists believe it is impossible.

Dr. Frank Drake illustrates the problem by calculating that to deliver the *Encyclopedia Britannica* to our nearest stellar neighbor would require such a huge rocket that its blast-off would incinerate the entire state of Florida.

Other scientists, of course, have believed that inter-stellar travel is possible, even under the limitations of an inertial world. The great German physicist, Professor Singer, once proposed an inter-stellar vehicle capable of sweeping up the hydrogen atoms in space in a gigantic net and converting them into fuel along the way.

But if we are able to develop a gravity-inertia screen we may be able to approach the optical velocity with very little energy actually required.

It also may mean that higher species, who long ago discovered the same technique, have voyaged back and forth between the stars quite regularly. This would, in turn increase the likelihood that our solar system is visited by races from other stars.

FATE

NEW REALITIES to EMERGENCY

George L. Brandes

Fusion-energy when advanced beyond the primitive-stages will utilize the PSI-powers to modulate the fusion-reaction process itself, i.e. mental-symbolic-fusion-process.

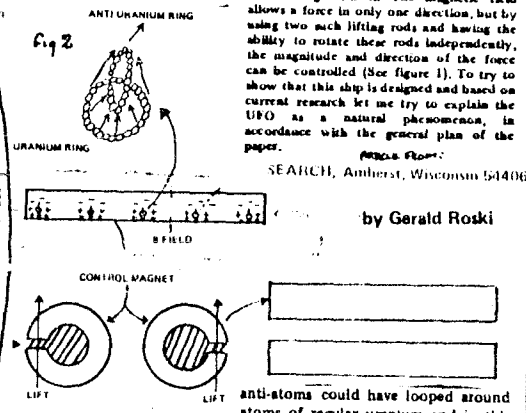
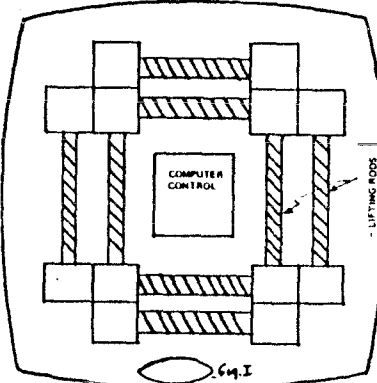
I was right again about 9-magnetics being the key to starship hyperspace-travel at POW-ENTRIPLES of the velocity of light to higher quantum-levels. The fundamental-quantum-unit is Planck's-constant h, and quantum-HARMONICS of teleporting apparatus to power-multiples of the fundamental-Planck-constant h... more so the HIGHER-OSCILLATIONS for controlling magnetic-force-fields is the QUANTUM-LEVEL period. The quantum-level has amazing frequency-resonance-properties, i.e. it can generate any frequency-range using QDD-multiples (not even) frequency overtones of a fundamental-harmonic.

Fusion-energy can be used to generate intense-magnetic-force-fields in the 9th-Gauss range, which in turn, the magnetic-force-fields can twist or bend into parallel for a moment the magnetic-force-field 'loops' resulting in power-surges to light-quantum-levels propelling a spacecraft to POW-ENTRIPLES light-velocities. Magnetic-force-fields are HIGHER-LEVELS and do NOT follow outdated Einstein-concepts, period.



UFO PROPULSION

In this article a theory of UFO propulsion is described that is consistent with all the laws of physics as we know them today. The first part of the article describes UFO objects as natural objects that are generated in exploding stars (super novae). The same phenomenon can also explain the tremendous energy contained in the quasi-stellar sources. Although these predictions are based mainly on a unified field theory that has recently developed, I include three other conventional lines of investigation that support this theory; namely: 1) General relativity and the De Sitter Universe. 2) Thermodynamic considerations and the Sakur-Tetrode equation. 3) Nuclear physics.



by Gerald Roski

An important reference is entitled "Relativity, Thermodynamics, and Cosmology" by Tolman. This book describes a result of general relativity known as the De Sitter Universe. The basic equations mean that, forgetting about dimensions, if one has a system wherein the numerical content of the pressure of it is equal to the numerical content of the density of it, then one has a system in which gravity moves the particles away from each other. I propose that this describes such a system of a few uranium atoms coupled to a few anti-uranium atoms. This could have happened in an exploding star known as a super nova. The anti-matter could have been formed and coupled into a ring-type molecule which in turn would couple electromagnetically to the similar uranium ring-type molecule from which it generated. For further understanding, consider a rocket ship.

A rocket ship moves up because it throws matter out the rear end. The reaction of this against the rocket mass causes it to move up. The important thing is that we all know that it works. Consider the ways in which one could make this into a gravitational propulsion device. When we think of gravity we think of things like the moon going around the earth. No matter is being thrown away.

Therefore, in order to say we have a gravity device we have to take the exhaust products of the rocket and transform them back into fuel, and feed them back through the rocket. If one could make such a system move up, then one has a rocket that has turned into a UFO. What would happen, however, would be that stress would develop in the system but no movement would result. What we need, therefore, is something that can take itself apart and put itself back together again and not necessarily at the same point. Uranium takes itself apart by a process called fission. And given enough energy, it can put itself back together again by a process called fusion. The same thing can be said about the anti-element which is the same type of material but the charges are reversed, and therefore, it would give off anti-neutrons instead of neutrons. This anti-matter has regular mass, and gravity attracts it just like any other mass. But a combination of the two would represent a dynamic system, and if it could be stabilized, could put itself together and take itself apart anywhere it wants to. The main thing is the stability. When in contact, matter and anti-matter explode. But the anti-uranium could have been formed from uranium in the super nova explosion by reactions that are in any handbook of physics. A ring of

The second part gives a proposed space-ship design based on these physical facts. The basic idea here is that there exists a system of uranium and anti-uranium molecules or cells embedded in a solid medium that can support the strong magnetic field created by the surrounding magnet. (See figure 2). These uranium and anti-uranium units have entropy of value zero, even though internally they are at a temperature at which fission and fusion can occur, and so they can be easily contained. These units are basically like a rocket, only they can put themselves back together again as well as take themselves apart, and being coupled into the space-ship by means of a set of lifting rods, they drag the craft along with it. The magnetic field allows a force in only one direction, but by using two such lifting rods and having the ability to rotate these rods independently, the magnitude and direction of the force can be controlled (See figure 1). To try to show that this ship is designed and based on current research let me try to explain the UFO as a natural phenomenon, in accordance with the general plan of the paper.

SEARCH, Amherst, Wisconsin 54406.

anti-atoms could have looped around atoms of regular uranium and in this manner the stuff could be kept separated. A nucleus keeps from exploding by interchange forces, and a combination of fission and fusion could have this same effect. This would cause the two atomic rings to rotate around each other and this would add further to the stability of the system. It would also add a visible radiation component to the normally invisible MEV radiation range found in such heavy molecules. Such a system of small molecules could move in a manner that could be considered to be independent of the gravitational field.

We all know that $E=MC^2$ or that mass is a combination of energies. Suppose that a table and a desk have the same mass. Does this mean that they are the same? Perhaps not in the details, but only on the average are they the same.

All matter contains heat, and heat is necessary for movement. If one is to avoid a situation where only stress is developed in a finite mass, we must make sure that we can concentrate energy and keep it from dissipating. Any system that is independent of gravity will have zero entropy. This idea has given rise to a concept of a gravitating liquid at absolute zero, because at this temperature one could have zero entropy. But the same equation used to make up steam tables predicts a temperature and size more

corresponding to these uranium-anti-uranium pellets. This is the Sakur-Tetrode equation, and this zero-entropy condition solves the containment problem. So we can build a solid state lattice around these units and with this construct a space-ship. The equation represents a second major tie-in with standard physics.

EXPLAINS ALL THE UNEXPLAINABLE

This physical picture can explain all the unexplainable UFO reports and points the way to the space-ship design shown in figures one and two.

The hardest thing to understand is how anything can push against itself and still go anywhere. Gravity is a strange force in that one can not shield the gravitational field. If our theory is correct, then one of the things it could explain is why the UFO changes colors. Any number of things could create a change in stress in the UFO, and under such a change the atomic rings would change their rate of rotation around each other.

This would cause a change in the frequency of the UFO's interacting radiation as explained above, and hence a change in the color. Numerous sightings show this effect. The best way to explain what a UFO pushes against is to think in terms of gravitational orbits. A desk or chair moves down because it has no initial velocity. If moved horizontally fast enough it would form an orbit and move away from the earth, as if it were possessed by gravitational reversal. In the same manner, all particles seem to have been endowed with a certain direction (initial velocity), size, and charge in what is commonly referred to as a big bang. This seems to give them the tendency to gravitate toward each other, if we think of attraction as a pushing in from an outside repulsion, which gives equivalent results. We can not change this, but we can cause a strong perturbation with interacting particles that have different sizes and shapes and charges. In this manner we could simulate independence from gravitational effects. In answer to the question of what does the UFO push against when it moves in response to gravity, it is best to say that it pushes against a stress plane created by the phenomenon of the big bang. Consider the entropy of the system. For these atomic pellets of uranium and anti-uranium the entropy is zero, and embedding them in a solid will attempt to cool them off. But as the temperature attempts to cool off, the

entropy will try to go negative. Since this is impossible by the second law of thermodynamics, it will move instead and the energy will go into the gravitational field rather than dissipate by heat loss in the device itself. Any time one has a gravitational effect analogous to repulsion locally, the temperature in one system may decrease, in order to cause a greater entropy increase in it to compensate for the constant entropy of the other

general relativity that seems to make it fit better to the facts. This experiment has already established a connection between nuclear physics and the gravitation of the universe. Abstraction from this data gives us this uranium anti-uranium system.

A further ramification of this unified field theory is the realization that $E=MC^2$ is just a warped value of pc . The theory is basically a dimensional argument. It is not so much that a transformation from one coordinate system to another is invariant as it is that a transformation from a set of dimensional quantities like mass, length, charge, and time to a set of dimensionless numbers representing these quantities results in the formation of a number of groupings of the fundamental constants of nature around the value of c . But if one is matter he would forget to include himself in the circumference of the circle he is measuring, and come up with a value of pc around the value of c .

I WOULD GUESS THE U.S.S.R. HAS, OR IS CLOSE ENOUGH TO SUCH A DEVICE

Whether or not any one country is capable of working on such a device depends upon whether or not they could build a nuclear reactor system capable of smelting together a few uranium atoms, and holding them together long enough for them to form and couple with the anti-element. The most probable system would be a series of linear accelerators grouped in a circle. Obviously it would be a very difficult task, but by no means impossible. Perhaps it would not be available at Stars and Rockets, but it may be easier than you think.

Rather than extra terrestrials I would guess that the U.S.S.R. has, or is close to, such a device. In the first place their ideology would give them a decided advantage to enable them to conceive such a device. They alone have the size and capability for hiding the huge complexes of electrical generating systems and accelerators

needed to generate these pellets of uranium and anti-uranium. Note that for years they have been building huge electrical generating systems that seem to have no purpose. And how about all of those manufactured trucks that seemingly have no purpose?

This could be part of a huge master system and to satisfy the second law of thermodynamics and the law of conservation of energy for the total system.

These effects are also predicted by Einstein's field theory. The UFO marks as they have hit the ground could be like freeze burns, and temperature decrease of the system as mentioned above. General relativity basically states that all energy winds up in the gravitational field. The sun throws off much electromagnetic energy. Consider the question of where does this energy go? Where does the light given off by the sun eventually wind up? For energy to be conserved it must eventually wind up in the gravitational field. In the end all matter and energy dissipate into a set of dimensionless points, but the numerical content of these points represent total energy, and at this particular instant all energy is the potential energy of gravitation. Thus the universe is conservative.

It is like Einstein said: "Of what is significant in one's own existence one is hardly aware; for instance what does a fish know about the water in which it swims all of its life." The main thing here is to realize that one is matter. One is embedded in the space-time continuum and can't get in back of it so to speak, and therefore his view of the universe is distorted. The key equation is simply the quantity h/Ec^4m . Here one has a dimensional partitioning and numerical content from which the unified field theory starts. What it means is simply that it one makes a number of suns and planets, each out of a different element, and in turn measures the perihelion shift for each one of these sun-planet systems and compares each measurement with the calculated value from general relativity, he will find that measurements made on the systems that were made of elements in the mid-range of the periodic table fit better to the values as predicted by Einstein's field theory. This is the third major correlation with standard physics, in that PPN formalism is essentially a statistical correction to

Electrical Energy from Gravity-Radiation

By Tom Valentine

The following letter came from Horst Petzold, the affiliate of inventor Witold Kasper whose vortex/principle airplane wing was featured in the year's end double issue of EXCHANGE.

"Soviet scientists have started to build measuring devices to register gravitational emanations from distant galaxies. The devices will be located on the ground. They are based on a mono-crystal of sapphire which oscillates for days after being hit by gravitational waves.

"The frequency of gravitational waves changes constantly. It increases when a supernova explodes. However long this occurred, the new instruments will be able to register it.

"This information is compiled from TASS in Russian for abroad 1404 gmt on September 15, 1978.

"I hope the U.S.A. and the western world is prepared at this time because of the consequences involved. My european colleagues in science and research are very much concerned. These people want me to forward this information to the most effective organization or agency and publication in this country."

In response to Petzold's important announcement I am reprinting portions of a paper on gravity waves written by Dr. T. Townsend Brown, one of America's leading physicists and part of the team for which the "Bielefeld-Brown Effect" is named. Some Exchangers may recall in an earlier Newsletter segment I told of the stones which were attached to digital volt meters and were obviously just sitting there dumbly and generating electric current!

Brown's informal paper on the subject was titled: "On the possibilities of Optical-Frequency Gravitational Radiation." He pioneered thinking in this realm a long time ago and has never lost sight of his goal of proving such radiations not only exist, but can be harnessed to produce useable electricity.

In the 1930's Dr. Thomas Henry Moray of Salt Lake City demonstrated a device capable of generating useful amounts of electricity from what he called "radiant energy sources." Moray's astounding, yet unrecognized achievements were featured in the second issue of Exchange back in 1976 and also in Newsreal magazine, now defunct, Issue number 2.

Moray's device was proved and working, but it seemed to have "phases" or periods when it did not

predominance in the direction of the center of our galaxy. Weber interpreted the phenomenon to mean that the events represent gravitational wave pulses originating in or near the center of our galaxy.

The use of the term "ringing" by Brown calls to mind the feature elsewhere in this issue about the "Rings that Sing" the electric emanations from Precious Stones.

There is obviously some connection between the singing rings, and the electrifying rocks in Brown's office.

Brown summed up the Weber experience as follows:

"The scientific community, after due reflection, has not come to accept Weber's vibrating-cylinder tenet. The existence of events or "glitches", however, has not been explained. It is entirely possible that these sudden electrical surges in the detection system may be due to another cause as yet not identified or understood. Consideration has been given to electromagnetic pulses or other phenomena which occur more or less at random. The alleged correlation with the center of the galaxy appears to be wholly unexplained."

Brown's hypothesis takes a different approach. First he prefers a different method of detection and secondly he considers the range of frequencies for gravitational radiation to run the gamut from extremely low to ultra high. He feels the gravitic spectrum to be analogous to the electro-magnetic spectrum. In fact he writes: "The two (gravity and elec-


Weber in later years. The variations are thus linked to the position of our planet in relation to the stars in our galaxy and in relation to the orbit and the spin of our planet. Something is coming at us from outer space and it is measurable.

Brown stresses that certain ceramic materials, especially barium titanate, are high density, high dielectric constant quality and appear promising as gravitoelectric sensors. In addition to sensing the variations, Brown notes that these materials "exhibit self potential," or the ability to convert the gravitoelectric resistance to electricity.

He notes also that such materials may be found in nature, especially in granite and basalt stone. Brown experimented with a number of types of rock and learned that no two types behaved similarly; every type stone has its own gravitoelectric characteristics.

Although his language is occasionally technical, the remainder of Brown's informal presentation, written in 1976 clearly shows his remarkable thinking is this area of research, he wrote:

"In the course of these studies with rocks from various locations (Hawaii and mainland USA) it appears that the self-potential signatures of various rocks are quite different, one from the other. It is difficult to explain these individual differences unless one postulates a resonance characteristic inherent in the crystal structure of the rock. Such resonance may make the rock susceptible to only a specific, relatively narrow spectral band of the incoming gravitic radiation. It is assumed, in this



(The LIVE-science of tomorrow)

received your '2' letters today in the mail. Thanks again for a H-book order. Will order a few books from U as soon as I get some 'bread' from a sales-contract negotiated several months ago.

The 'WV-info' has blown my mind some—I agree with the POWER-GRID 'geometry' 100%. But here are a few of my own 'viewpoints' at this time in this 3-space cell.

Paul Twitchell's ECKANKAR-material has some significant-data on GRAVITY. NOT as many would 'suspect' using deeper-creativity and a more 'subtle-intelligence'. The 'ECK-force' manifest both gravity and electromagnetic-fields. The INFLOW of the PRIMAL-SUBSTANCE is gravity, and the WHIRLING-MOTION (vortices) that CAUSES the inflow is an electromagnetic-field.

It all 'adds up now: Reich's ORGONE-energy; FLANNAGAN'S PYRAMID-data; RUSSEL-data now validated, but only an aspect of ECKANKAR; SEMH's theories and concepts of ENERGY-COORDINATE-POINTS and KE-units.

NOW suppose U take HYDROGEN and its ELECTROMAGNETIC-FIELDS as starter, wow! THEN consider viable-conditions leading to anti-gravity devices. The WV-data 'clinches' it finally. For the VORTEX-atom theory of FLANNAGAN is the answer for the sub-atomic theory of gravity. THE WHIRLING VORTEX-ATOM then INDUCES the PRIMAL-ENERGY to MANIFEST itself as GRAVITY—a VORTEX-MATRIX-GRID... BUT with such POWERFUL-forces U need POWER-GRIDS to contain the vortex-pressure; that is, a power-grid would be somewhat like an ELECTROMAGNETIC-HARMONIZER regulating the VORTEX-gravitic-flows of the 'atoms'... But more astounding than ever, SEMH's ENERGY-COORDINATE-POINTS come in here also, since KE-units are 'effected' by the energy-coordinate-points. In a sense then, a power-grid must have geometric-coordinate-points as the harmonic-points within a power-grid—the topology of complex-variable-theory gives some hints as to the ultra-mathematics of it—complex-numbers are used in ALL electromagnetic-theories of today—SOURCE, SINK energy-points here.

The TRIANGULAR-GRID-MATRIX becomes the 'form' for standing-waves to draw off untapped powers of 'subtle-energies', as in the PYRAMID-form—which WV-explains 100% with pure-clarity—remember how SEMH stated that an electromagnetic-field came into existence via the TRIANGULISTIC-form... U have it now, the 'secret' of CREATION.

Mind-power alone could also propel anti-gravity devices (psi-units). Remember that the human-body is made up of CALCIUM, CARBON, and HYDROGEN basically + H₂O (water)—a powerhouse of pulsating KE-units...

The danger lies in the power of creation via the TRIANGULISTIC-principle used UNWISELY: the emotional-energy of a consciousness-unit WILL activate the KE-units into existence, and the ENERGY-COORDINATE-POINTS, NOT PHYSICALLY, however.

ECKANKAR has 'data' on the PRIT- and KAL-forces within MAST (positive and negative forces, or creative and destructive).

By now U may suspect what I know? The TRIANGULISTIC-math is a GROWTH-principle of CREATION and DISSOLUTIONS, a subtle and powerful-math way beyond anything known today on planet Earth—and DEADLY if NOT UNDERSTOOD.

We could have FLOATING-cities using VORTEX-atom principles KNOWN to the 'children of light'—ALL-THAT-IS MANIFEST in many ways via ITS PRIMAL-ENERGY. The 'science' we have today is a DEAD-science of non-life, period.

'Anti-Gravity' nothing but the Geometry of interfacing spin-space particles via the Adiatron-principle, period. That simple it is...

Fry, the 'secret' of anti-gravity lies with the spheroidal-shape Geometry, i.e. the spheroidal-shape and variations of it have the intrinsic-property to induce certain energy-geometric configurations into manifestation for the 1st time ever, that is, the spheroidal-shape appertains to Gravitonic-principles completely... Remember what I said to U in prior-letter, i.e. that the way 'space' becomes partitioned determines uniquely the way energy-fields become manifested. Latent-energy remains 'dormant' until a catalyst induces the latent-energy into manifestation via a geometrical-shape. Each Geometrical-form, then, becomes both a tuner and amplifier for a specific-form of manifested latent-energy...

If it weren't for the discovery of the skew-geometry (cousin to the one in the hypersphere) then possibly I might have 'respired' to Benson's Adiatronic-principle only moderately so, but the hypersphere, indirectly via the inverse-projection of the self-polar spherical-tetrahedron and its Paratactic-surface back onto the skew-surface in the Equilateral-Tetrahedron has revealed to me enormous-insight into Gravitonic-principles, i.e. comparison of the skew-geometry to the Adiatron analogously, that is—geometrical-properties that they have in common. Thus, assuming the geometrical-properties of the Hypersphere, then Benson's Adiatronic-theory is 100% valid.

Take SEMH'S KE-theory, Benson's Adiatron-theory, Flannagan's atomic-vortex-theory, and the Skew-Geometry in certain-suggested-aspects, and U come up with 'mass-produced' UFO-craft within a year from now more or less... Starships could be on any Aviastrolo-Engineers drawing-board NOW, period.

The H-graphic hypersphere, modified as to hyperspace-navigation would appertain to spin-space Gravitonics of density-field gradients—it would be quite-involved, that is, starship-navigation at varp-1 velocity of 'light-speed'. At faster-than-light particles, the atomic-constituency of 'matter' changes drastically in its interfacing-harmonics.

The only possible-way to understand in-full Benson's Adiatronic-theory is, Experimentation-and-theory-as-a-whole, the experimental-feedbacks correct any probable-theoretical-errors, and visa versa, the 'theory' corrects probable-errors in experimentations.

Starship-Engineering, a whole new-ball game requiring a new-type of 'intelligence', or what I call, neuro-brain-re-programming to 'experience' new neuro-physical 'sensations', or 'body-sensors' to interpret the workings of Aviastrolo-Engineering.

STAR TRAVEL NOW A REALITY 100%+

Practical-Time Hyperspace-travel

5-11-81

A glitz is starting to rise in the 'official-scientific-community' that something is ails with the Einstein-physics... Einstein-math does NOT apply to PSI-laws or non-inertial-systems, etc.

I sent Kathleen Joyce the generalized Heisenberg teleporting-equations, rather simple without the Einstein mess. Heisenberg didn't go far enough, the key to teleporting physical or mental lies with multiples of Planck's-constant, i.e. POWER-MULTIPLES of 10^{-27}

in the principal-part of the Planck-Constant. The generalized RIGHT-hand-side of the teleporting-equation becomes

$$(1) \quad \frac{h}{2\pi i} (1), \text{ the rest is easy as pie, for the LEFT-hand-side}$$

of the teleporting-equation appertains to momentum and generalized-coordinates, we go from imbalanced-equations to balanced-equations using POWER-MULTIPLES of $h = 6.625 \times 10^{-27}$

h represents a timing-principle for overlapping time-frames, etc. I have the entire teleporting-theory worked out using the Star Ward material by Richard Miller together with the extended Heisenberg-equations and some ideas of my own on 9-magnetics.

9-magnetics and the generalized Heisenberg-equation(s) are grouped in such a way that varp-velocities to 9-quantum-magnetic-levels are reached, or in terms of a very-high-order superlight-velocity of

$$c^{512+} \text{ (on the 9th quantum-magnetic-level using)}$$

9-magnetics and the generalized-Heisenberg-equations

In the Planck-constant observe that $2 + 7 = 9$, a property of 9-magnetics...

It takes an E-science to reach the stars(extrapolator-science), i.e. the inner-structure of matter-blueprints via quantum-type harmonics per above...

Einstein was the last of the great observer-experimenter-type physical-scientist, however, the coming MENTAL-SCIENCE appertaining to PSI-laws does not follow from physical-assumption-type postulates, and is 1 reason why the physical-type scientist sees only MAYA-type illusive-constants in nature, etc.

Fry, if U want to know where Einstein went awry in his thinking, well, it's quite simple, and has to do with the inertial-law of the Fitzgerald-Lorentz-Einstein factor, i.e.

$$1/(1-v^2/c^2)^{1/2} \text{— if U substitute in this expression, taking } v = c, \text{ U end}$$

up with $1/0 = \text{infinity}$, and implies that nothing can go faster than light-velocity. It holds valid only in inertial-frames of reference, and non-valid for non-inertial frames of reference via MAGNETIC-FORCE-FIELDS(9-magnetics).

Sincerely Yours,

George L. Brandes

AUTHOR OF \$35 "H-MATH"

P.S. On the 9th quantum-Planck-level via 9-magnetics we can travel a 1000 light-years in hours ... then zap back to ordinary ground-state space-time a 1000 light-years 'distant' from earth—this can only be achieved using encapsulated magnetic-force-fields about the spacecraft(s)...

BRANDES LETTERS REPORT (IN LARGE TYPE)

CONTAINS DATA ON ANTIMATTER GRAVITY + 100%

Fusion-energy when advanced beyond the primitive-stages will utilize the PSI-powers to modulate the fusion-reaction process itself, i.e. mental-symbiotic-fusion-process.

Another point I wish to make, to accomplish star, rather, interstellar-travel, one needs a multidimensional-computer-log-programme to handle the hyperspace quantum-level jumps to fix space-time coordinates from points of entry to jump-off points into other 'matter-states', etc. The other matter-states are hyperplane-cells of hyperspace. Earth can be taken as a reference-hyperplane-cell (portion of hyperspace) and at the fundamental quantum-level at ground-state of h... and so forth.

I was right again about 9-magnetics being the key to starship hyperspace-travel at POWER-MULTIPLES of the velocity of light to higher quantum-levels. The fundamental-quantum-unit is Planck's-constant h, and quantum-HARMONICS of teleporting appertains to power-multiples of the fundamental-Planck-constant h... more so the trigger-mechanism for 'controlling magnetic-force-fields is the QUARTZ-XTAL, period.

The quartz-xtal has amazing frequency-resonant-properties, i.e. it can generate any frequency-range using QDD-multiple (not even) frequency overtones of a fundamental-harmonic.

Fusion-energy can be used to generate intense-magnetic-force-fields in the 5M-Gauss range, which in turn, the magnetic-force-fields can twist or bend into parallel for a moment the magnetic-force-field 'loops' resulting in power-surges to light-quantum-levels propelling a spacecraft to POWER-multiple light-velocities. Magnetic-force-fields are INERTIA-less and do NOT follow outmoded Einstein-concepts, period.

A prophecy: Once fusion-energy comes into manifestation then the H-book info will be in great demand, for hyperspace travel to the stars requires multidimensional-geometries...

It seems today that we need unofficial-scientist (creative) to make the hyperspace breakthroughs, and as I stated in this letter, fusion-energy supplies (power-supply-source) the quantum-energies needed to operate spacecraft in the hyperspace-regions of other matter-spectrums, etc.

Fusion-energy is the source in which to build-up NON-LINEAR technologies.

NEW-CONCEPTS, NEW-IDEAS, and U generate NEW-REALITIES, that simple it is...

Probably the best forerunner of the coming new-age 'scientist' was Heisenberg (who belonged to the intuitionist-school of thinkers, not the intellectual entirely...)

Having dealt with clothing and food for pilots, now the metals suitable for aeroplanes are being dealt with.

Says Shounaka: FROM: G.R. D. SYER 'ANCIENT AERONAUTICS' (VIRIC SANSKRIT RESEARCH) 4322 FOLIO OR 4292 Book —

There are 3 kinds of metals named somaka, soundasika, and mounthwika. By mixing them, 16 kinds of heat-absorbing metals are produced.

Their names are uahnabhara, uahnapa, uahnahana, rajamatrik, vecraha, panchaghna, agnitrit, bharahana, shoetahana, garalaghna, amlahana, vishambhara, vishalyakrit, vijamitra and Vastamitra etc.

"Maanibhadra Kaarika," or "Dictas of Manibhadra," Says, "Metals which are light, and are suitable for producing aeroplanes are 16. They are heat absorbing, and should be used in the manufacture of aeroplanes."

Saamba also says that the 16 metals formed by mixing the root metals, soma, soundasika and mounthwika, are non-heat-conductors and are useful for Vimanas. Their characteristics are now examined.

In the 7th layer of the earth, in the third mine therein, metals of the Soma series are found. They are of 38 kinds. Among them there are three from which Ooshmalohas or heat resisting metals are to be extracted. "Lohatantra" or "Science of Metals" also says that in the 3rd section of the 7th layer of the earth, Metals of Soma class, possessed of 5 special qualities, are called "beejalohas" or "root-metals".

There are 2000 metal bearing layers within the earth. Of them 1300 layers contain the better quality. In the 7th layer metals are of 27 types. The 3rd type of metals are of five-fold qualities, and are known as root metals. The origin of metals of the Soma class is thus described in "Lohakalpa":



FROM IAPF
FOLIO #9
(Continued)

Scientists are completely unaware of how our Universe functions & how the energies of outer space interrelate. This makes it very difficult to make heads or tails out of any thing going on beyond our Gentle Blue planet Earth. I cannot go to deeply into the finer points of this subject but will point out some facts which you may someday find a new science tumbling finding out. Ist, there are dozens of planets in our own solar system. there are at least 44 in the Silicon base range alone. Since the human eye only perceives material things on a carbon base range, this means these planets are impossible to view with the human eye. Scientists are aware of a number of these silicon based planets & are able to detect them with various instruments. Back in the 60's I recall that a few obscure news items mentioned that a few of them were detected, but for the most part, the public is still unaware of all this.

Science has assumed that atoms are all the same as to basic make up in regards to their having a nucleus etc etc. Actually we live in an expanding and contracting universe where things differ only in relation to size. this means a universe is almost identical to a tiny atom in it's function. If you know how a universe functions, you will know how an atom functions. Our Sun has it's energy encircling it and it constantly exchanges energy with other planets to keep it's energies going. We feed it & it feeds us. Current concepts held by the scientists concerning the energy sources of the sun are quickly being shot full of holes as we go into outer space with instruments. The human eye is very much like the sun & some years ago a gentleman learned to see the energy actions of the sun working on paper by using pans of shallow Iodine or mercury to reflect the angular suns rays of the sun on a sheet. You can experiment for yourself & see the proof before your own eyes.

There are also very significant energy bands running between all of the various planets in our system. These bands are not in a strait line but run on a curved angle. It is these bands that the more advance alien identities catch to travel quickly between planets. The story of who most of these advanced identities are & what they are doing observing us on Earth, is a very interesting tale & for students with the Modern Human Comprehension Course #4 under their belts I can elaborate further elsewhere. Needless to say, at present, there are numerous books & numerous writers that simply do not know anything at all concerning the truth in these areas. Out of several types of craft that are frequently seen on our planet, there are a number, which are Earth bound and quite crude, compared to the inter planetary craft of the true aliens. There is an Earthbound Identity form that can even do a hypnotic materialization of craft for those who have no knowledge of what the game is all about on this planet. To a knowing observer these project craft will seem a little fuzzy, distorted, or not quite solid... or the same as a genuine material craft. If confronted by any alien type of beings, there are certain procedure that will expose them as to background... but then this is going pretty far afield & few persons have the Comp 4 background necessary as a foundation in comprehension. It is humorous to hear all the somer serious theories put forth by the egg heads concerning life in outer space. What so few persons seem to forget is that we humans see only a tiny specrum or vibration in a huge & long potential.... The Universe teems with life & we simply cannot see it with our narrow recognition capabilities. We go to planets and are not even recognizing the life forms that exist there. Persons who are psychic to some degree often see somewhat beyond the normal ranges of sight yet even they are very limited in awareness. Only persons who learn higher level comprehension & awareness are usually capable of recognition to far from our normal bands. Some of the identities or creatures would scare the average persons & we are given our narrow little range of perception for good reason (AMind limitations as per Comp 1-2)

Regardless of the disdain shown for the Human body by many of the learned & so called spiritual types, The human is actually the most advanced body & component assembly in this whole universe. Humans have certain restrictions put on them for a time & once enough of us actually start acting on higher level comprehension & flow lines, The restrictions will be lifted and incredible feats will be normal actions for those with the self control. Persons who have had components gathering data for all this lesson time of thousands of years... and who still have not learned enough self control & ethics will simply lose their higher level components & go back to a near animal state. In the meantime while our population goes through this unique class of life, We continually get visitors who monitor us for certain genetic factors. These visitors are from other dimensions & knowledge levels instead of other planets. most do not require or use physical bodies, but prefer to come to the planet in intra-dimensional craft & once here send in more disposable 'androids' to collect data.

A little booklet covering what various persons thought & rathered on alien planets etc is: "Hidden Planets" Duplanier, 17 Shetland St. Willowdale, Ont. Canada. M2M 1X5. For persons who are serious about gaining the deeper facts we can only recommend the Comp course... a fry

tion of apparatus to improve extra-sensory perception. These studies are being pushed forward by scientists who have to their credit such devices as the "sleep machine" to cure insomnia and the "robot hypnotizer" which enables the human brain to absorb and retain a quantity of knowledge beyond its normal capacity. FROM: MUNDO MONITOR

Nothing was ruled out... and so in 1959 a Soviet mission visited several Tibetan monasteries to discover what they could concerning "routes to the stars," which might seem to belong purely to science fiction. However in the great monastery of Galden, the Soviet scientists were able to meet an aged lama with a thorough knowledge of astronomy and astronomical problems. The lama claimed that in certain conditions he was able to enter into visual contact with the inhabitants of another planet. The Soviet mission was... (Continued)

NEW HORIZONS
IN
ELECTRIC, MAGNETIC AND
GRAVITATIONAL FIELD THEORY

by

W. J. Hooper

B.A., M.A., Ph.D.

(University of California, Berkley)

President & Director of Research
Electrodynamic Gravity, Inc.

Professor of Physics, Emeritus
Principia College

(Died FEB., 1971)

© Copyright 1974

Electrodynamic Gravity, Inc.

34 W. Tallmadge Ave.

Akron, OH 44310

LAST KNOWN: P.O. Box 1976
FEB., 1971 SARASOTA, FLORIDA

will at first prove to be an unsocial virtue," he nevertheless predicts that, "In this self-conscious search for phenomena which increase the number of operationally independent concepts, we may expect to find a powerful systematic method directing the discovery of new and essentially important physical facts."¹⁴

The writer has classified operationally the three most prominent electric and the three most prominent magnetic fields which we find in nature. They are as follows:

Fundamental Electric and Magnetic Fields
(m.k.s. units)

- | | |
|--------------------|---|
| Electric
Fields | 1. $\vec{E}_C = \frac{Q\vec{r}}{4\pi\epsilon_0 r^3}$ The electrostatic or Coulomb field arising from the presence of charges. |
| | 2. $\vec{E}_m = \vec{v} \times \vec{B}_s$ The motional electric field which acts on charges travelling with velocity \vec{v} across a magnetic induction \vec{B}_s . This field is produced by flux cutting and should not be confused with \vec{E}_t arising from flux linking. |
| | 3. $\text{Curl } \vec{E}_t = - \frac{\partial \vec{B}}{\partial t}$ The electric field \vec{E}_t in this formula arises from flux linking, or transformer electromagnetic induction discovered by Henry and Faraday. In this field \vec{B} changes intrinsically with time. \vec{A} is the magnetic vector potential.
or $\vec{E}_t = - \frac{\partial \vec{A}}{\partial t}$ |
| Magnetic
Fields | 4. $\text{Curl } \vec{H}_s = \vec{J}$ This magnetostatic field \vec{H}_s arising from a conduction current density \vec{J} within a conducting medium was first discovered by Oerstad. |
| | 5. $\vec{H}_m = -\vec{v} \times \vec{D}_C$ The motional magnetic field arising from relative velocity \vec{v} with respect to electric charges producing the electric induction \vec{D}_C |
| | 6. $\text{Curl } \vec{H}_R = \frac{\partial \vec{D}_C}{\partial t}$ The magnetic field \vec{H}_R surrounding a changing electric induction called a displacement current. This magnetic field plays a prominent part in the production of electromagnetic radiation. It was first theoretically predicted by Clerk Maxwell. |

14. Ibid., p. 224.

Particularly illuminating is the analysis of Cullwick with respect to the salient operational differences in the sources of the three types of electric field E_e , E_m , and E_t ¹⁵. In brief, he pictures them as follows:

All electro-magnetic phenomena applied in electrical technology have, as their fundamental basis, the mutual forces experienced by electric charges, and we have seen that these arise in three ways:

E_e Two charges experience mutual forces in virtue of their positions. This is the electrostatic force of attraction or repulsion.

E_m They experience additional forces in virtue of their velocities. Thence arise the forces experienced by a conductor carrying a steady current in a constant magnetic field, the forces between current-carrying conductors, and the induction of an e.m.f. in a conductor moving relatively to the source of a magnetic field.

E_t They also experience additional forces in virtue of their accelerations, from which arise the induction of an e.m.f. by transformer actions, and electromagnetic radiation of energy.

The thing we are especially interested in, in this thesis, is that each of these unique operations with charges brings into existence a new force field which will act upon charges of electricity to accelerate them. The intensity of an electric field is defined at a point as the force per unit of charge which will be exerted. The great mistake of the past has been the assumption that each of the above accelerating agencies are, in their intrinsic physical natures, in every way equivalent and identical since they each produce the same end product, the acceleration of a charged particle. Now in my human experience I may desire to move across a lake in a boat. As accelerating agencies, I may select several which are each one unique:

15. E. Geoffrey Cullwick, The Fundamentals of Electromagnetism, p. 285, (Cambridge University Press, 1949)

TABLE I

FIELD PROPERTIES	ELECTROSTATIC FIELD E_e	$E_t = -\frac{dA}{dt}$ The electric field induced by a changing magnetic vector potential	$E_m = \nabla \times B$ The motionally induced electric field
1-Spatially distributed energy	$\frac{KE^2}{8\pi}$ ergs/cc	$\frac{KE^2}{8\pi}$ ergs/cc	No spatially distributed energy
2- $\oint E \cdot ds$	= 0 always	$\neq 0$ in general	$\neq 0$ in general
3-Curl E	= 0 always	$= -\frac{dB}{dt}$	$= \nabla \times (v \times B) \neq 0$ in general
4- $\int_a^b E \cdot d\vec{n}$	a constant always	Not a constant Dependent on the path of integration	In a perfectly uniform B the value of the integral between 2 points a and b will not be dependent on the path, will be independent of it, but in general this will not be true
5- $E = \frac{dV}{ds}$ Potential function	Yes	No	May or may not be a potential function
6-Behavior with respect to shielding	Can be readily shielded with conducting material	Can be shielded with sufficient thickness of shielding	Immune to shielding
7-Div. E	= $4\pi\rho$	= 0 always	= 0 always
8-Poisson's Fundamental law with respect to the interior of conductors	Obedied	Not obeyed	Not obeyed
9-In conductors carrying a current	Conductors always have a surface charge	Can drive a current without a potential drop along the wire	Can drive a current without a potential drop along the wire
10-Inverse square law	Yes	No	By special design yes in certain portions of field
11-Spatial nature of field	Continuous throughout space it occupies	Continuous throughout space it occupies	Only present at points where moving charges exist
12-Relation to charges in it	Charges within it produce a distortion of the field	Charges within it do not distort the field	Charges within it do not distort the field at all
13-Field Dependence	A primary field independent of all other fields	Dependent upon another field	Dependent upon another field
14-Functional dependence on velocity	Intensity of electrostatic field in any ref. frame is parabolic function of v/c		Intensity of motional electric field in any ref. frame is linear function of v/c

NOW, ADD THE FOURTH FIELDS
FOR CONTROL EM FIELDS H_z, E_z
RUC

REDIBLE. INQUIRY REPORT-M #2 FROM

225
PERR



Colophon by Stephen F. Tatum

HUMAN QUADRUPOLE GRAVITY ANTENNA LEVITATION

An arrangement of five human beings can be used as a quadrupole gravity ant perform levitation of the central person. The weight of the central person, lev does not matter and the lack of strength or size of the four levitators is not i What is important is the form of the quadrupole positions around the central le. The levitators should be 45 degrees off the magnetic compass directions of North, etc., for maximum effectiveness. Secondly, alternation of male and female of the tators adds to the gravity antenna's power. Thirdly, the hand stack on the head central levitatee by the levitators should not have like-gendered hands touching. need to think of anything--just hold the hands stacked on the levitatee's head fo count of ten. On the tenth count remove the stacked hands quickly and place one each on the four corners of the chair. The person in charge of counting says "li up goes the levitatee. Below are the general directions under the name of "Party tion". Please add my directions above to this data.

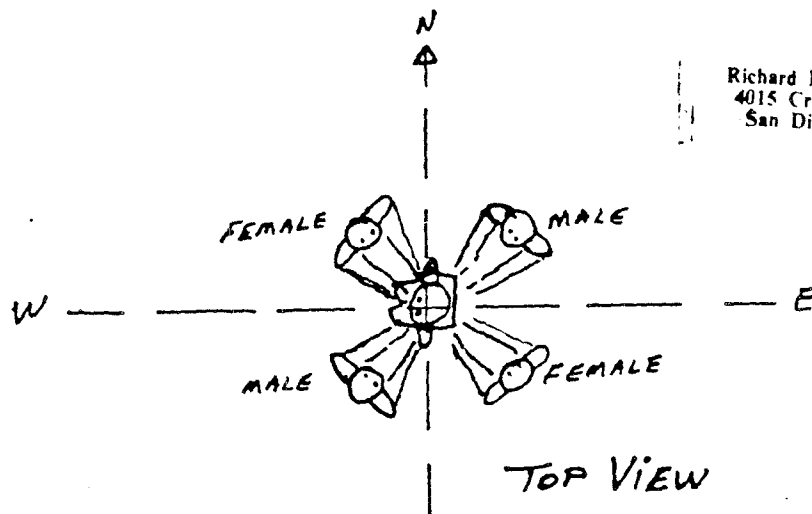
...
To do Party Levitation you will need five people, one to be levitated - henceforth to be called the levitatee - and four to do the levitating - henceforth to be called the levitators.

The levitatee sits in a chair and the four levitators stand around him so that they form a square. One levitator should stand to the levitatee's left, and just behind his left shoulder. Another levitator should stand in front of him and to his left, close to his left knee. The other two levitators should stand on the right side of the levitatee's body and in similar positions.

Now the object of Party Levitation is to make the levitatee's body so light in weight that the four levitators can lift him several feet into the air using a single finger each. If the experiment is performed properly none of the levitators will feel the slightest resistance to their efforts. It will be as if the levitatee's body had lost its weight entirely.

While the levitatee is sitting, the four levitators surround him in the manner indicated and place their hands, one atop the other, on his head, as if they were healing him by the laying on of hands. ...

"LEVITATION" - STEVE RICHARDS



Explanation Page 17

HUMAN QUADRUPOLE
GRAVITY ANTENNA
①

Re Clark,
29 Mar

Gravity waves are the quadrupole energy field as currently known. They would be as the neutral center force field. But they are much more commonly and easily generated than Establishment Physics would ever let on. All EM propagations have a gravity field component and every electrical, magnetic, or stress system generates some gravity waves. The gravity generator devices that are contained in my papers are just source systems for utility of artificially generated gravity. Nature produces gravity for her systems; We can produce and utilize powerful gravity fields for ours.

The corrections needed to gravity wave theory as it currently stands are to incorporate all of the other field effects, names, and data into a complete, engineering form. We are powerfully generating gravity, not passively measuring stellar bodies. We need the standard flow, intensity, power, etc. equations for engineering designs. A complete engineering layout for gravity field utility will look very similar to the electrical and magnetic field systems in current use.

There are exactly three elementary forces which act at a distance. These are electrostatic, the magnetic, and the gravitational forces. The false arguments to rate the gravity force from the other two forces are based on nonexistent curvature of space as claimed by relativists. Gravity is a physical reality and requires explanation as a physical force because it changes the state of motion or rest of physically real material bodies.

Further, the relativists claim that because gravity cannot be screened (blocked) is different from the other two forces in nature. "Screening" of the magnetic and electrical forces is only neutralization and not really screening at all. The polarization properties of the magnetic and electrical forces cause magnetic or dielectric polarization of the mass elements on which they impact, causing opposing magnetic or electric forces to exist which counteract the effects of the original forces. This process is neutralization and not screening of electric and magnetic forces. The lack of polarization in gravity field is why it cannot be neutralized. As a neutral center force element, gravity cannot have polarities by definition. But it is still just as basic a generated force as the polarized forces of the magnet or the electric fields.

For a basic understanding of these three force fields consider the electric and magnetic fields as flow fields and gravity as a pressure field generated at the meeting of the two flow fields. The two antithetical flow force fields (electric and magnetic) meet and generate a neutral center pressure force field (gravity). To visualize this concept easily, look at the bar magnet drawing (figure 1) attached. The south pole flows and the north pole flows meet and generate a neutral center, Bloch Wall, which is a weak pressure (gravity) generator. Later we will cover the magnetic devices as gravity generators in more detail.

Establishment Physics claims that the electrical and magnetic fields are vector fields (three vector components) and that gravity is a tensor field (nine vector components). But this is word magic--actually, math magic. The gravity tensor is just the conjunction, neutral center meeting, of the two other fields' vectors. Technically, a tensor is a nine-component mathematical object called a tensor of the second rank. This type of tensor is often treated literally as the conjunction of two three-components vectors. Thus, we have defined gravity as the neutral center force, generated by the electrical and magnetic forces at conjunction. See figure 5 for the mathematics. I will waste time discussing "curved spacetime" concepts or their wild origins. Disinformation of this rank deserves a medal or two and has received them (Nobels).

There are only three physical (real) dimensions in this universe. Time is only the instantaneous passage of these three physical dimensions. Time is NOT a dimension of physical systems at all.

At this point we can now model the three dimensional universe's three force field under the concepts of the triadic element system of CURT. The two antithetical force fields, the magnetic and the electric (two vector force fields) meet and generate gravity, a neutral center force field (conjunction of the other two field vectors, a tensor of second rank force field). Simplified, two vector force fields meet (conjunction) and generate a third force field which can be understood and manipulated as a simple two vector system (tensor). The conjunction of two dipolar generated force field vectors

The simplest communications system is a transmitter and a receiver. A spark discharge unit is a transmitter (source) by design and a simple prestressed crystal is a receiver or detector (sink) by design. Any pairing of source and sink gravity device elements will give you the basic communications system. Audio or Morse code variations can then be impressed on the source, to be expressed by the sink. This basic communications system can easily be expanded to replace all current EM systems with gravity systems.

A much more elegant usage of gravity waves in information systems is in crystal computers and data banks. The processing, storage and retrieval of massive information in gravity systems computers open whole new horizons to our utility. These information systems would by their very nature all be interconnected for maximum power to the user.

Let us now look at the covert communications systems of gravity technology. All of the psychic phenomena (PSI) talents and abilities are based on gravity wave transmission and reception. The human brain is a gravity device (generator and detector) which is mistakenly measured in side effect activities and functioning. The standard human PSI abilities like telepathy, psychometry, PK, etc. are easily understood as gravity source and sink systems in real time or immediate activities. Most humans block this gravity information system but a few have developed it to a high state of utility. Human PSI ability can be unblocked or enhanced by various methods both active and passive.

The PSI abilities of remote viewing/astral projection are location moving. Precognition (precall) and postcognition are time moving problems that are not currently understood. Actually these PSI abilities are based on a human built-in gravity antenna and amplifier system which is tunable and directional. This built-in receiver design system somehow got the name "the Third Eye" in literature. Think of it as a directional, tunable, high gain receiver unit and these PSI place and time problems are easily understood. The place problem is signal gain and selection from there (remote) to here (local) and explains remote viewing/astral projection. The problems in the comprehension of PSI abilities called precognition (precall) and postcognition are the result of misconceptions about the nature of time itself. The events in time are fixed, preset, and existent, whether past or future. Time is only the intervals between these preset events and nothing else. Thus, our PSI receiver system can pick up the gravity information signals from the past or the future, bringing then (other times) to now (current time). So, our PSI receiver receives gravity signals from both remote times and places and does it in local reality (here and now).

Many people use placebo devices for PSI abilities. These psychotronic devices, dowsers, etc. seem to help utilize the talents of the user. But, the talent is in the human operator and not in the box or rod. The devices are extremely helpful but not system functioning necessary.

The white noise recording, or interest a few years ago, is gravity signal processing via crude devices. A three axis prestressed crystal pickup would greatly improve the results of these recording systems. See Raudive data or my "Talking to the Past" paper.

The human aura, the gravity field radiation of the human body stress system, has many uses. It is the bulk information storage of humans and their physical and emotional radiations. The utility of acupuncture and reflexology are based on internal/external field to body reactions within this human gravity field. Medicine would find means of diagnosis and cure in the devices of gravity sinks and sources.

Extremely Low Frequency (ELF) devices for mind control or mineral detection should be replaced with superior gravity generators and detectors. The gravity signal levels and signatures are far better than the EM signals of ELF for these purposes. Don't use side effects when a direct, main source is available for your designs. A reliable lie detector can be designed on human gravity radiations.

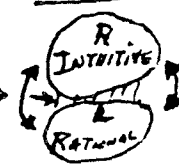
From this brief overview it can be seen that gravity wave systems of communications offer a very bright, broad, and exciting future. Each area mentioned could be covered in many books and create whole industries. The future is gravity field control in all of its aspects.

RL Clark, Ph.D.
29 Mar '86

"BROKEN 8"
CENTER ELEMENT

HUMAN BRAIN

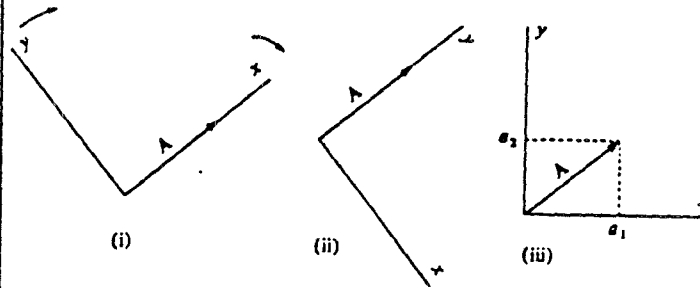
1 2 3 (RIGHT)



GRAVITY TENSOR RUNS ON
STRESS PRESSURE AND
RELIEF. (PSI ABILITY)

RL Clark, Ph.
29 Mar '86

Gravity is a tensor field



A is a vector of unit length. To describe it we could invent a coordinate frame x, y and say (i) $A = (1, 0)$. If this frame of reference is rotated, (ii) $A = (0, 1)$. Intermediate orientations give intermediate number pairs, for example, (iii) (a_1, a_2) . In all cases, $a_1^2 + a_2^2 = 1$. The two components a_1, a_2 must retain this relationship under changes of reference frame, to preserve the unit length of A , so the components are not random numbers, but organized around this relationship. In three dimensions, three components (a_1, a_2, a_3) are needed: $a_1^2 + a_2^2 + a_3^2 = 1$.

Now consider two unit vectors A and B , and multiply all their components pairwise: a_1b_1, a_1b_2, a_1b_3 , etc. Give the symbol c_{11} to the pair a_1b_1 , c_{32} to a_3b_2 , etc., and arrange all nine c s in a pattern as follows:

$$\begin{matrix} c_{11} & c_{12} & c_{13} \\ c_{12} & c_{22} & c_{23} \\ c_{31} & c_{32} & c_{33} \end{matrix}$$

This nine-component object C is called a dyad, and is really a conjunction of the two vectors A and B ; one could write this as $C = AB$. As the reference frame is rotated, these components c_{11} , etc., change, but in a disciplined way that makes them more than just a matrix of numbers, for they must comply with the fact that both the lengths of A and B , as well as their relative orientation, remain fixed. Any matrix C (whether constructed from two vectors or not) that enjoys these special transformation properties is called a tensor.

FRIM DAVIES

FIGURE 5
GRAVITY TENSOR

RL Clark, Ph.D.
29 Mar '86

CURT SYSTEM: APPLICATION NOTES AND COMMENTS

1. CURT's Mirror Image: The neutral center element could be taken as primary and generates the two antithetical elements. It works observed or reversed.
2. Electromagnetic Coil Geometry for Bloch Wall Shaping: The shape of the Bloch Wall of electromagnets can be formed by irregular coil winding or cores (application selection).
3. Gravity is Pressure: Gravity is a pressure wave because it is stress waves containing energy, mass, and momentum. Gravity waves are tensor in nature, radiated from quadrupole sources. The gravity waves have circular polarization. Gravity is a push in relative terms because it is radiated pressure.
4. Time: Time is only the instantaneous passage of nows. Nature functions as a sequence (serial) system. Time (sequence) keeps everything from happening at once. Time is not a physical dimension--it is only a convenient and useful concept for humans.
5. Energy and Mass: The interchange of energy and mass is not related to velocity. The interchange of energy and mass is through gravity (E to G to M and M to G to E). So-called cosmic "red shift" is an example of this process in action. Cosmic "light bend" is not "curved spacetime" but conversion lens effects near large bodies' G fields.
6. Light Speed: Light velocity is the physical limit on mass and energy in the physical universe.
7. Antimatter: In the gravity conversions of mass and energy there is some leakage or partial conversions. Some of this poorly converted mass or energy items could be defined as antimatter. There is no antiuniverse necessary or real.
8. Conservation Balance: The total E, M, and G in the physical universe is constant.
9. Radioactive Waste and Weapons (?): The only reason for the existence of radioactive elements is that the External Immediate Energy Environment is too low. Containment of radioactive process or waste within a very high G field would stop all radioactivity. If radioactive weapons can exist they can easily be stopped by high concentration G beams.
10. Fusion Plasma Containment: In fusion plasma systems the use of G field containment in place of magnetics would prove highly successful. MHD systems, far over-unity, are possible with proper G field applications.
11. Medicine: The human radiations and receptivity to gravity can be used for diagnosis and treatment.
12. Lie Detector: The human radiations of gravity can be used for 100% reliable lie detectors.
13. Psychology: The Broken 8 (gravity device) design of the human brain explains the Rational and Intuitive hemispheres and the cross connection system. Psychic abilities are the human gravity processor's (brain's) natural abilities. (GRAVITY (STRESS) TENSOR)
14. Human Language, Logic, and Mathematics: All of these are two element (flatland) systems and must be modified to third axis reality mapping systems.
15. Neutral Center Elements: All neutral center elements contain both of the antithetical elements' total attributes plus their interactions. Gravity is the neutral center element for the force fields and the neutron is the neutral center element particle. The gravity field and the neutron are coaxial, the electric field and the electron are coaxial, and the magnetic field and the proton are coaxial, relative to three dimensional reference.
16. Gravity's Power: Gravity holds the entire universe together. It rolls billions of tons of ocean water in the tides. Gravity is not a weak force in nature and artificial gravity generation is not a weak power system.

Re Chuck, Ph.D.
29 Mar 86

It is the nuclei structures of the ferrous elements that make them magnetic acceptors and weakly bound nuclei, not the electron orbitals, which only match the dictated structural forces of the nuclei. The new super magnetic compounds only exist because they make the imbalanced magnetic susceptibility even more pronounced via the molar bounds.

The atomic element particle structures are not isolated from their external immediate energy fields. There is a dynamic balance of structural existence to energy fields over some small range of tolerance. If the stable energy tolerance is exceeded, the nuclei will break up. These particles will then reunite in a structural pattern fitting the energy environment within the allowed patterns and particles available. This is briefly the basis of both organic and inorganic transmutations found in Kervran (organic) and Kushi (inorganic). Both fission (lowering elements) and fusion (raising elements) can be achieved by low power changes in the external immediate energy environment of the proper kind.

An inorganic example of this external immediate energy environment transmutation is the Kushi experiment of making potassium (19) from sodium (11) and oxygen (8) under control of the external immediate energy environment. The sodium is placed in a vacuum (10^{-12} Hz) and a current passed through it (spark discharge between grains, 10^{12} Hz) which raises the gravity field strength well above the tolerance of stability for this element. Thus, when oxygen is introduced into the vessel of sodium, a certain amount of potassium forms from the unbound particles of sodium and oxygen elements. The external immediate energy environment, even low powered, can thus achieve fusion and fission (transmutations). A great deal of the life processes of organic systems depend on this low power fission and fusion as the research of Kervran has shown. The basic system is exactly the same for organic and inorganic element transmutation. By moving the external immediate environment upward to fusion or downward to fission the control of transmutation is achieved. The atomic elements are the same in your body or on a lab bench. The processes of transmutation are the same also.

Because of the low power systems input, this method of fission and fusion works up through the ferrous elements and is great for life processes. Again, my view of the Segre chart shows that the hump at Cycle I confirms this transmutation limit problem in the low numbered elements. The nuclei binding energy curve was decreasing from H to Fe (iron) so a little push had great effects. It is an additive system of fusion from elements #1 to 26 and fission is harder because it is bucking the nuclei power curve. But fission can be done in this area via lowering external field power (sinks).

Interestingly, the elements from iron up to near the top of Cycle III can not be easily dealt with, but at this top point in Cycle III the system works again. The very low elements and the very high elements are open to easier transmutation. Nature's balance or symmetry calls for these effects. At the extreme upper end elements we know that they naturally decay (fission) downward from 84 through 92 via radioactive discharge. These radioactive elements are dumping particles and internal energy to match the external immediate energy environment. That is "leaking" fission or transmutation by definition or source particle structure using energy environment sinks to transmute downward. Looking at the Segre chart (or binding nuclei curve) we are again in an additive power mode doing fission on the high numbered elements. The problem of altering radioactive waste decay (atomic half-life) only requires making the sink (external immediate environment) more powerful. These powerful external sinks would operate also on the stable high numbered elements.

The sink problem requires a good analysis of the energies involved and is the inverse of the source problems for external fields. In both cases, source or sink, altering the external immediate environment is the method of achieving fission or fusion transmutation of these elements. On the low numbered elements fusion is easier and on the high numbered elements fission is easier as we are going with the natural nuclei power curves. Care in the form of shielding must be allowed for in transmuting the radioactive elements downward rapidly by this method. The intelligent reader will realize that lead and mercury can be brought down (fissioned) to gold via a powerful external sink. Also he can figure out both ends of this system easily.

This leaves only one critical subject, atomic weapons, to be covered. A little thought about what you have just read would answer the questions about their reality.



In as much as there is continual interest in 'space age' technology that could conceivably be worked up by the average mechanic, let me comment here with some opinions. Over the years I have been aware of dozens of projects that gave high hopes but only wasted time and money in the end. While there is always hope, of course, the odds are high against success for a number of reasons I can mention. 1st, most projects involving energy savings are going to come to the attention of some of the energy moguls of this planet. These 'elite' interests have never allowed any major threats to their profits or control to gain headway on the market. You will assuredly be suppressed or stopped in your tracks if you buck the cartels.

A second reason for treading softly in areas involving energy & space propulsion, is the fact that the cartels already have systems so far beyond what the public gets wind of, that there is little reason for the average person to spin their wheels over the same ground. The 'elite' have had interplanetary craft for years now & if you are plugged in to the right insiders, you can verify this. NASA and most lower level Gov't projects and hardware is simply there to keep the 'elite's' profits pouring in and the public placated enough to allow the huge space program tax loads to continue.

The elite have every intention of eventually spreading their domination systems to the furthest corners of the universe. They already have many bases on the Moon and Mars. Few persons in the lower echelons of Gov't service are aware of such bases & such futuristic hardware, but many leaders are aware of the facts. The 1st astronauts were told to be silent after they found a moon base during the 1st probes

To ensure that the priority technology and fuel profits remain in their hands, they see to it we only get gas burning vehicles that have changed little in 70 years. Even our aircraft are hopelessly outdated. By controlling the media, publishing empires and schooling, they easily squeeze out any proposed competition or threats. Since the middle class Americans were the last great threat to their coming one world system plans, stripping the U.S. of its power & wealth has been a priority project in past years. With our present indebtedness and loss of earning power, we shall soon be to the point that they can bring in their final credit-debit moneyless systems and have complete control of our economy. How our wealth & power was stripped away is all too plain to see, even to the most naive. How they are irradiating many of the 3rd world and non-producing humans is a little less obvious. Aids and drugs are tools that were put in place on purpose to solve some of this problem. Later, large scale wars will further cut down on populations. The U.S. has been a favored country to the 'elite' because of our innovative engineers and location. They have set up top secret bases in a number of locations across the nation. Deals were made with certain segments of off planet aliens to share some of these bases. The 'elite' got very futuristic technology and the aliens got leeway to perform genetic experiments for reasons involved to get deeply into here. As a result, hundreds of thousands of Americans are now carrying around little implants in their bodies, and all too many are serving as guinea pigs. The scope of many underground installations is too large to be believed by many. There are now underground boring machines or 'moles' that make cutting lengthy tunnel systems simple. Persons who get caught tattling get late night visits from black, unmarked aircraft that can erase recent memory patterns.

Toward getting a little more deeply into some of these areas, the following reports are available. #1 Gov't -Alien Interaction Report. \$6. Gov't UFO Suppression Rep. \$7.95 Suppressed & Incredible Inventions Book \$9.95. Secret Brain Implants Rep. \$3.95. (#2\$6) Gov't promotion Of Drugs R. \$4. AIDS Expose Rep. (Stunning) \$8. Who Really Runs The World Rep. (4) \$8 ea. Squelched Aircraft Rep. \$6. The Secret Bases On The Moon R. \$6

"The Unseen Hand" (Book) covering the hidden empires & rulers. \$13.95... & much more Catalog \$1.

Loompanics titles: (Greater detail in Loompanic flyer... for stamp..)

EDEN SEEKERS GUIDE. BOOK. Seavy. Shows areas and concepts for gaining your 'paradise'. Rural areas, Islands, Best states etc. Get this before you move anywhere \$12.95

HOW TO BUY LAND CHEAP. BOOK. If you know where to write, what to say, or where to go, there is still cheap land. \$8.

THE LAST FRONTIERS OF EARTH. BOOK. Fisher. Island, Ice cap, airborne or floating..there are still alternatives.. \$8.95

HOW TO FIND MISSING PERSONS. BOOK. Behind the scene ways to get records like Phone, Medical, Courthouse etc \$12.95

GUERRILLA CAPITALISM. BOOK. The ins & outs of running your business 'Invisibly' to snoops. Free enterprise..... \$11.95

REBORN IN THE USA. BOOK. Sands. "New Identity" data for the radicals in danger from big brother. New birth circls, etc \$10.

SUBTERRANEAN WORLDS. BOOK. Minkel. A large 312 page collection of strange 'inner world' concepts. The Shaver mystery, Dr. Bernard, Nazi inner W. connection, lost races etc etc \$18.95

(Another Inner Earth collection of tales and legends by B. Walton compressing 4 vols in fine print is \$25. Sampler \$8.)

Magnetic fusion

By DANIEL RUBY

ILLUSTRATIONS BY WALTER HORTENS

They've been talking about break-even for 30 years, except that fusion experimenters refer to it in terms of "Q"—the ratio of energy produced to energy consumed. Now, after three decades of fits and starts, of alternating exhilaration and frustration, Q equal to one will almost certainly be realized in a magnetic-confinement nuclear-fusion reactor next year or the year after.

Honors for that will go to the Tokamak Fusion Test Reactor now under construction at the Princeton Plasma Physics Lab in Princeton, N.J.—unless, says lab director Harold Furth, "we sit on our hands too long."

Then the necessary combination of reactor pressure, temperature, and time conditions will first be achieved in one of the similar tokamak machines now being built in England, Japan, and the U.S.S.R. Meanwhile, a research machine using an alternative approach—the Mirror Fusion Test Facility at Lawrence Livermore Lab in Livermore, Calif.—will reach the threshold of break-even in 1985.

"The question used to be: Can we ever contain a hot plasma or does nature forbid this?" said Livermore's Richard Post, whose career in the fusion program goes back to its inception. "Now we're looking for some factor of improvement in confinement." The shift in emphasis is significant, for while the Q milestone will conclusively show that man can harness the power source of the sun and stars, it does not guarantee that he will.

Fulfillment of fusion's oft-cited promise of safe, inexpensive, and virtually limitless energy is still many successes down the road. That will require Q's of eight, 10, or infinity to overcome unavoidable inefficiencies in putting energy into and taking it out of a reactor. It will also require mastery of a host of complex technol-

ogies—including ultrapowerful new heating systems, gigantic superconducting magnets, and fuel-breeding lithium "blankets"—that have hardly been tackled yet. Finally, these must all be put together in an economical package. In short, the physics of fusion is not yet done... and the engineering is only beginning.

First, some basics. Fusion occurs when two hydrogen nuclei (actually, heavy isotopes of hydrogen) collide at such high energies that they don't bounce apart but combine, forming helium. In the process, a huge amount of energy is released in the motion of the new particles. In the lowest-temperature fusion process—the 100-million-degree-C deuterium-tritium reaction—most of the energy comes out as very fast-moving free neutrons.

Of course, hydrogen does not fuse under ordinary conditions, only when the temperature and pressure of the plasma (the disassociated soup of hydrogen nuclei and electrons) are sufficiently high that numerous high-speed collisions occur. The necessary conditions can never be achieved in a physical container, because collisions of the particles with the vessel walls would both cool them down and introduce reaction-poisoning wall impurities into the plasma. Therefore, the principal thrust of fusion research, called magnetic confinement, has been to perfect a means of containing charged plasma particles within extremely powerful magnetic fields.

There are several ways to build a magnetic bottle (see drawings). The method that so far has achieved the best results is a reactor type called a tokamak—a doughnut-shaped bottle whose magnetic-field lines close on themselves. The next-most-successful system is the magnetic mirror, a tubular bottle whose field lines narrow but don't close at the ends.

Both geometries have inherent limitations. Because their magnetic-field lines curve, tokamak plasmas can

suddenly erupt from the magnetic bottle. These instabilities are controllable, but only when plasma densities are kept low. Thus, their ratio of plasma pressure to magnetic-field pressure—called "beta"—must remain low, limiting their theoretical power output. More serious, tokamaks are by nature pulsed: They need a periodic jolt of induced current in the plasma to establish a necessary part of their magnetic field. Such cycling would produce severe stresses on reactor components, an engineering penalty.

Mirror machines, being linear, suffer fewer stability problems, so their beta can be high, but they lose plasma out the ends. Result: Single-cell mirrors could never produce practical amounts of power. Multi-mirror machines like the giant tandem now going in at Livermore could do so, but the fantastic complexity of its assorted coils is also an economic drawback.

Tokamak and mirror partisans are equally realistic about the future. "Tokamaks will be the vehicles that prove scientific feasibility, but it doesn't necessarily follow that they're the best candidates for power reactors," Princeton's Furth told me. "What we have to do now," said Livermore physicist B. Grant Logan, "is make a commercial product, and that goes far beyond mere scientific feasibility."

Complete menu

In the running for the commercial plant of the future (along with improved variants of the tokamak and mirror) are the hybrid bumpy torus (drawing), the previously front-running stellerator, now revived, and such advanced concepts as field-reversed mirrors and compact tori.

"We can't afford to make them all into big machines," says Jim Kane, acting chief of the Department of Energy's Office of Fusion Energy. "But we want to have a big menu to choose from when it comes time to build a demonstration plant."

Before that, an intermediate generation of machines will test and integrate the many needed reactor compo-

nents. Until now, accessory systems have been developed only as needed to meet physics objectives. For example, huge neutral-beam particle accelerators have been widely used to heat plasmas to near-fusion temperatures, but little work has gone into more-sophisticated and -efficient radio-frequency and magnetic-compression heating systems. Components that are unrelated to plasma confinement, such as energy-conversion systems and fuel-breeding blankets, have gotten almost no attention at all. And those technologies that have been incorporated into the current machines—huge niobium-titanium superconducting coils on Livermore's new tandem mirror and the tritium-handling facilities at Princeton's new tokamak—haven't been integrated in a complete reactor design.

All the pieces of the puzzle will be put together in two large tokamaks, the Fusion Engineering Device mandated by Congress and the multinational International Tokamak Reactor, planned for the early 1990's.

But that target is subject to economic realities, and the American machine is already slipping. The DOE's magnetic-fusion budget, running at about \$350 million a year, would have to almost double for work to begin on the Fusion Engineering Device. "We're just thankful the rest of the program is alive," Harold Furth said.

The delay will push back the DOE master plan for commercial fusion. The next stage after engineering feasibility is demonstration: a machine that mates the advanced technologies and advanced physics to produce net

power and begin the transfer of the program to industry. If the schedule doesn't slip too badly, that still may be possible before the century turns.

But there may be a faster route to commercial fusion. Two companies are betting private dollars that small, non-superconducting machines with disposable parts will be more economical than the mainline reactors. General Atomic, which also manages the Doublet program (photo) for DOE, is privately developing a tokamak variant whose copper magnets are not shielded and are thus likely to burn up under neutron bombardment.



directions from center. Even so, some particles escape—electrons more than ions, so positive charge develops. In full tandem-mirror machine (diagram), yin-yangs act as electrostatic plugs for central solenoid, where fusion occurs. Positively charged plasma impedes entry of positive ions from solenoid plasma. Device will begin operation in 1985.

MAGNETIC MIRROR This 375-ton yin-yang magnet will serve as one end plug for Mirror Fusion Test Facility under construction at Livermore Lab. The superconducting giant will exert up to 70,000 gauss of magnetic force to help contain a hot, dense plasma long enough for fusion to occur. Interlocking shape creates a magnetic well: Field strength increases in all

To bring about a sustained fusion-reaction it can-be-done 100%. The solution is extremely simple in 'concept'. What is the solution?

Well! As U know numerous 'forces' are needed such as radiation, temperature, pressure, but the secret lies further-back and a new frame of reference point is needed. Let me explain:

To bring a thermonuclear-reaction to the activating-point we need a sustained-temperature of very-high order that can be held for at least 1/10 second or so. Now drop the 'concept' of thermonuclear and replace it with a more precise-concept and descriptive-terminology, i.e. MAGNETO-THERMO-VORTEX-REACTION, this means that we need a vortex-core of magnetically-aligned hydrogen-atoms that can SPIN into the vortex-core producing a high density-level of packing, the more packing of the POLARIZED hydrogen-atoms within the vortex-core the greater the packing-process (somewhat like in the prime-arithmetic theory), then due to the enormous packing-density and MAGNETIC-ALIGNMENT of the hydrogen atoms we generate extremely-high-temperatures initiating magneto-thermo-vortex-reaction in the temperature time-period required of at least 1/10 second, thereby bring the fusion-process to sustained-reaction.

The polarized hydrogen-atoms can be accelerated more so using PSI-energies or mental-symbiosis with the fusion-process directly, thereby enhancing enormously the fusion-reaction.

To understand the PSI-aspect in 'detail' see the H-book p-128 on ADDENDUM, i.e. MULTIDIMENSIONALITY AND THE MATTER-SPECTRUM.

There U have it, the principle of sustained fusion-reaction!

George L. Brandes
1200 E. Sherman Apt 1
Cd'A, ID 83814

P.S. In the prime-arithmetic there exist an infinite number of induction-coders for the KWANYINS to generate endless prime-gestalts or prime-packing of 'primes' via the vortex-principle—more so, no 2 prime-gestalts are the same, the induction-patterns used to generate the prime-packing are without count—each induction-coding-pattern generates a unique and eccentric prime-packing of the cordella-primes and the prime-resolutions are likewise countless.

The prime-gestalt properties are utterly STRANGE. Each vortex-core (prime-core) manifest its own frame of reference its own prime-universe of manifesting prime-gestalts, each prime-universe is referenced by its own unique prime-core bringing about its own unique-evolutions in the prime-gestalt-formations...

Did U know that Teller and Ulum, particularly Ulum, used prime-number theory for ideas suggesting how to build a 'thermonuclear-devise'? His so, something: NOT talked about in the number theory of primes. However I have gone far, far beyond present-day 'concepts' of primes and into a new-kind of prime-number theory called COBILIA 'GRIC-PRIME' NUMBER-MECHANIC via the VORTEX-CONCEPT—Induction-Coders and kwanyins...

According to New Scientist (Feb. 14, 1980), Henry Wallace in December 1971 was granted a pair of U.S. patents for devices to generate an "anti-gravity" field. (see Research Corner later). Wallace claims that with his machine at speeds of approximately 20,000 revs/min., a polarization of the spin nuclei of the alloyed metal occurs. If one wheel is balanced on a knife edge, it begins to oscillate under the influence of the other. If the spinning wheels are rotated around another axis, a secondary gravitational field is created which reduces the wheels' weight. If a sufficiently strong field is created, it can generate localized areas of gravitational shielding and thus provide an effective propulsion force. This energy field is non-electromagnetic and named by the inventor as a "kinemassic forcefield". Although originally deemed as absurd, the

WALLACE DATA IN PROPULSION FOLD #3

Fusion power—tapping energy released when atoms unite—could be a major source of power in the future. Now another milestone in fusion research has been reached: the first full-power fusion experiment using the world's most powerful laser. At Lawrence Livermore Labs, a giant laser system—dubbed Shiva—focused 26 trillion watts of power on a target the size of a grain of sand. A record 7.5 billion fusion reactions were recorded as the tiny target was subjected to the resulting extreme temperatures and pressures. The target burned with the same kind of reactions that power the sun.

Sincerely yours,

George L. Brandes

patents reportedly are being researched more thoroughly by the U.S. military and it is thought that authorities regretting that the patents are available for anyone to read. NEWSWEEK REVIEW THINKERS TO BOOK 25 6 7 8 9 10 11 12 13 14 15 16 17 18 19 20 21 22 23 24 25 26 27 28 29 30 31 32 33 34 35 36 37 38 39 40 41 42 43 44 45 46 47 48 49 50 51 52 53 54 55 56 57 58 59 60 61 62 63 64 65 66 67 68 69 70 71 72 73 74 75 76 77 78 79 80 81 82 83 84 85 86 87 88 89 90 91 92 93 94 95 96 97 98 99 100

Dear Fry: Sustained Fusion-Process in a Nutshell!

No more/No less = Exactly So 11-12-82

My confidence has jumped 1000% ..., that is, the new-developments appertain to the fusion-process per se.

In the last letter, I believe the 'name' ULUM should have read ULAM instead

Going over hundreds of prime-packing for the prime-gestalts (gestalts of rel. for the cordella-primes) strange prime-events take place via the cordella-prime-alignments. The vortex-cores chosen imply prime-packing ranges from extremely-prime-packing to extremely-heavy prime-packing. The loner prime 2 has the most gestalt-properties not found among the other cordella-primes (odd-primes), beside prime-core 2 is the easiest prime-core to work with since it has but 1 coprime to it. In the ternary (triangular-prime-arithmetic) prime-arithmetic, coprimes are critical as seen from the concept of the e.d.n.s (eccentricity-disparity-mu) each prime-gestalt order or level. The internal-gestalt-structuring via the KW becomes very subtle-subtle once the POHAT-numbers (induction-coders) are fed to Kwanyin-types to manifest the prime-gestalts HOLISTICALLY, and the 'activated' numbers take strange-turns as they bring about the resolution of a prime-packing. So much for the combinatorio-prime-arithmetic!

Now from a knowledge of the combinatorio-primes we can deduce that a fusion reaction can be enhanced greatly using vortex-core hydrogen-packing of the hydrogen, and once we MODULATE the magnetic-alignment (extremely all-important aspect of fusion-process) of the hydrogen-atoms, forming a vortex-whirlpool, then due to packing of the hydrogen-atoms spinning into the vortex-whirlpool, we have brought the crucial-condition to initiate the start of a sustained fusion-reaction, i.e. hydrogen-packing becomes tighter FRICTION occurs bringing into existence TEMPERATURE very-high-order (like that in the sun), and from there we generate the other forces to keep the fusion-process self-sustaining, i.e. radiation and pressure.

Extremely more so, and perhaps, all-all-important, once we modulate via mental-symbiosis the fusion-process directly (PSI-fusion) then the fusion-reaction becomes enhanced beyond one's wildest-imagination, in turn, we are lead to astounding discoveries of a limitless power-source...


The way I see it, i.e. it is NOT the problem of a sustained fusion-reaction rather the unsolved-problem of dissipating and 'controlling' the enormous-energy from the fusion-process per se, that is, without overloading the fusion-reactor! Such enormous-energy requires a non-linear technology approach, period.

Fry, the biggie of the sustained fusion-process is to get the hydrogen-atoms be packed-tightly within a vortex-space via vortex-magnetic-alignment, thereby into existence FRICTION as a means to bring-about thermal-levels of temperature the sun's-range for a sustained fusion-reaction. MAGNETIC-ALIGNMENT is the prerequisite hydrogen-atomic vortex-packing, no hydrogen-packing, no fusion-process, period.

Fusion success 4-50 2-24

Although most of the excitement in the field of magnetic fusion machines has focused recently on the "tokamak" designs [PS, Dec. '78], rival designs are by no means out of the running. First results from the Tandem Mirror Experiment (TMX) being conducted at Lawrence Livermore National Laboratory are encouraging enough to warrant further development, TMX physicists report. The TMX uses magnetic "mirrors," which confine the superhot, ionized deuterium fuel—a plasma—in a central tube. Using the mirrors at each end of the tube—a concept developed independently in 1976 by U.S. and Soviet researchers—prevents the leakage of plasma that had plagued sin-

gle-mirror designs. Dr. T. Kenneth Fowler, Associate Director for Magnetic Fusion Energy at Livermore, says the results indicate the tandem-mirror approach "will eventually offer a way of harnessing fusion energy reliably and economically."



Advanced Mind Function. Astonishing free Lesson (stamp). MH. 22511 C Markham, Perris, CA 92370.


LARGER —
FUSION REPORT
HAS LATEST DATA
& ARTICLES ON
SUBJECT \$695

Active Research & Development of Idaho have worked out three Hyperdrive mechanical systems capable of incredible interplanetary speeds. To supply power to their designs they have also worked out some very sophisticated power generators. These designs go far beyond conventional fusion power designs & projections. Their plant directs the bare hydrogen nuclei to the reaction chamber as in some other experimental models, but the Mag. matrix is altered to polarize the ion mass & provide a much different & superior interaction & optimized packing order. Their 'Forefront Fusion Folio' explains their power plant in greater depth & can be obtained by purchasers of their Hyperspace Mechanics report (\$12) Using addresses in the report.... *Sm*

Fusion success 4-80 RSC

Although most of the excitement in the field of magnetic fusion machines has focused recently on the "tokamak" designs [PS, Dec. '78], rival designs are by no means out of the running. First results from the Tandem Mirror Experiment (TMX) being conducted at Lawrence Livermore National Laboratory are encouraging enough to warrant further development, TMX physicists report. The TMX uses magnetic "mirrors," which confine the superhot, ionized deuterium fuel—a plasma—in a central tube. Using the mirrors at each end of the tube—a concept developed independently in 1976 by U.S. and Soviet researchers—prevents the leakage of plasma that had plagued sin-

gle-mirror designs. Dr. T. Kenneth Fowler, Associate Director for Magnetic Fusion Energy at Livermore, says the results indicate the tandem-mirror approach "will eventually offer a way of harnessing fusion energy reliably and economically."



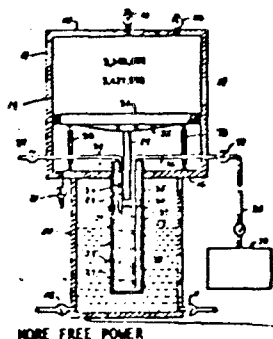
Among the many "incredible" discoveries of Dr. Reich was his amazing "Oranur Experiment" in which he treated a small amount of nuclear material with strong concentrations of Orgone energy. The result was that the Nuclear Material was transformed into a totally different, more powerful form of energy which had become BENIGN! This new material Reich called ORUR—and it had fantastic Life Positive properties. When used in conjunction with his weather-control apparatus, the ORUR had the ability to remove "Smog", build up clouds at will, bring or disperse rain. Repeated experiments by Dr. Reich and co-workers demonstrated beyond any doubt that MANMADE WEATHER COULD BE A REALITY HERE AND NOW! *George Eden*

SOURCE OF DATA ON THE MOST EFFICIENT MIGA FUSION OF '83' WAS PUT OUT BY DR. VOGAN MAGLICH RESEARCH, ROCKEFELLER CENTER, AVE OF AMERICAS #278 SUITE 2118, NYCITY 10020 USA. THIS SYSTEM SEEMS AHEAD OF CURRENT DESIGNS BY PRINCETON, THE MIRROR FUSION DESIGN... & THE JET SYSTEM NEAR OXFORD, UK. THIS HIGH ENERGY INFUSION OF PARTICLE BEAMS SYSTEM HAS NO RADIOACTIVE BY PRODUCTS, IS INEXPENSIVE, & NOT MUCH LARGER THAN AN ORDINARY HOUSE FURNACE.....

The Power Source That Could Change The World In A Few Short Years.

Back In 1981 McDonald-Douglas discovered that they could greatly increase the heat in nuclear fusion experiments simply by pumping R. F. energy into the area. Where they were lucky to get over 13 000° calvin from the plasma under conventional methods, tapping in the R. F. energy increased the temperature to over 85 Million, & eventually to FUSION. With present knowledge in this area we could easily rebuild the nuclear plants so there would be no waste problems whatsoever. Deuterium from sea water could supply all the power needed in such fusion plants for only a tiny fraction of what present systems are costing. Persons with an interest in this area are encouraged to contact their representatives & the McDonald-Douglas Co at Oakridge. The press & media have all but ignored these astounding breakthroughs. Several organizations have gathered information on new technology & systems which will bring man closer to a paradise. One dollar directory of unusual publications is available from Modern Humans, 22511 Markham, Perris, CA. 92370.

SOME NON-FUSION
CUTS FROM OTHER FOLIOS



ear fry!

THIS IS IT

o bring about a sustained fusion-reaction it can-be-done 100%. The solution is extremely simple in 'concept'. What is the solution?

elli As U know numerous 'forces' are needed such as radiation, temperature, pressure. ut the secret lies further-back and a new frame of reference point is needed. Let us explain:

To bring a thermonuclear-reaction to the activating-point we need a sustained-temperature of very-high order that can be held for at least 1/10 second or so. Now rep the 'concept' of thermonuclear' and replace it with a more precise-concept and descriptive-terminology, i.e. MAGNETO-THERMO-VORTEX-REACTION, this means that we need vortex-core of magnetically-aligned hydrogen-atoms that can SPIN into the vortex-core producing a high density-level of packing, the more packing of the POLARIZED hydrogen-atoms within the vortex-core the greater the packing-process (somewhat like in the rise-arithmetic theory), then due to the enormous packing-density and MAGNETIC-ALIGNMENT of the hydrogen atoms we generate extremely-high-temperatures initiating a magneto-thermo-vortex-reaction in the temperature time-period required of at least 1/10 second, thereby finishing the fusion-process to sustained-reaction.

The polarised hydrogen-atoms can be accelerated more so using PSI-energies or ental-symbiosis with the fusion-process directly, thereby enhancing enormously the fusion-reaction.

To understand the PSI-aspect in 'detail' see the H-book p-128 on ALDEIDUM, i.e. ULTIMATE DIMENSIONALITY AND THE MATTER-SPECTRUM.

There U have it, the principle of sustained fusion-reaction!

George L. Brandes
1200 E. Sherman Apt 1
Cd'A, ID 83814

FROM A BRANDES LETTER (BRANDES FOLIOS #12 CA.)

TIME as-we-know-it is an ILLUSION of the outer-senses. U change the PERCEPTION between events, and TIME will change also. A serial-sequence of events induces a linear-time-perception, acceleration changes the time-frame; but NOT ALL PERCEPTIONS used to classify event-happenings have a TIME-element, for example, OUT-OF-BODY PROJECTIONS exist beyond TIME and SPACE concepts as-we-know-of-it.

In my own OUT-OF-THE-PHYSICAL-BODY PROJECTIONS, I was ASTOUNDED to discover that TIME is an ILLUSION or camouflage within out 3-space cell—a root-assumption in this Pinda-Universe VALID only within a 3-space cell.

In Out-Of-Body PROJECTIONS via the PINEAL-EYE U can ESCAPE from this 3-space cell and visit the other DIMENSIONS WITHIN OUT-OF-BODY and beyond. It has taken me many months to learn the para-mechanics of projecting my LIGHT-BODY out-of the physical-body and enter the astral-borderland, soon now via the awake direct-projections using the ALPHA-STATE trance-method, I will be able to enter the inner-planes by stepping the 'inner-vibrations' higher and VANISH from this 3-space cell 'momentarily' to explore the wonders of the INVISIBLE-DIMENSIONS beyond TIME and SPACE as-we-know-it.

Our entire Scientifico-structure COLLAPSES 100% once U have done a projection and left your physical-body to explore other DIMENSIONAL-REALITIES per se—it's for REAL.

In the light-body U can FLOAT through SOLID-WALLS with the greatest of ease, and most astounding of all, travel in a blur of speed FASTER THEN THE SPEED OF LIGHT!

Not only that, but with still deeper-projections shed the light-body for one still LIGHTER in density, i.e. a causal-body, then a mental-body, further still to a SPIRIT-body devoid of the outer-sheaths—somewhat like a RIEMANN-HYPERSURFACE with the x-bodies wound around the physical-body, but unwind via 'silver-cords' in multiple-projection-states to inner-DIMENSIONS—in the light-body U can SEE with the inner-eye the vortex-like motions and pulsations of the physical-body, see through SOLIDS partially as transparent, etc., etc.

Most my 'free-time' now is spent on OUT-OF-BODY PROJECTIONS to other DIMENSIONS for higher-knowledges. I have 1 other super-ace in the 'hole, however. Hal With the Out-Of-Body projections, BIG-BROTHERISM VANISHES completely as a power-structure, U go beyond EARTH-power-structures of the 'defunct' banker-politicos and their stupid games.

Mr. Whamond, your info on GRAVITONICS just superb! IT WORKS EXPERIMENTALLY 100%. We could have floating-cities in space way before 2000 A.D. if it were NOT for the power-structure vested-interest suppressing gravitonic-research ...

The MULTIDIMENSIONAL-ATOM uses some 'type' of PHASER to jump from 1 dimension to another SIMULTANEOUSLY, what I call a phaser-resonator harmonics. Fourier-Analysis come in here, since we are dealing with energy-harmonics, etc.

As soon as I have developed more of the para-mechanics of leaving and entering my physical-body in a projection within the 'astral-borderland' between DIMENSIONS, and some astral-traveling, then I plan to visit the GREAT PYRAMID in my light-body and DISCOVER for myself some of its hidden-chambers beneath tons of massive-granite—in the light-body U can pass through any kind of SOLID, since the molecular-density of the light-body is so SMALL in WEIGHT, etc. As they say, like a 'ghost', hal

In OUT-OF-BODY traveling U will discover PSI-time and be able to travel on the TIME-TRACK, past and future; more so, U realize with start-naked clarity that PROBABLE-PASTS, PROBABLE-FUTURES, and ALTERNATE-PRESENTS ALL EXIST SIMULTANEOUSLY in the NOW of ETERNITY... The great riddle of the CHEOP'S PYRAMID and SPHINX is solved 100% via light-body experiences—like a DOUBLE-PYRAMID in hyperspace, the light-body corresponds to the INVISIBLE-portion of the DOUBLE CHEOP'S PYRAMID—everything in existence with a 'consciousness' has an IMAGE-body gestalt-energy-pattern protected into a 3-space cell and MANIFESTED OUTWARDLY... as in ECKANKAR: the PRIT and KAL-forces of creation, dissolution; centrifugal- and centripetal-forces, etc., etc.

This is the 1st of two time folios
The 2nd gives more Brandes theories etc

in \$500 (LARGE PRINT)

British author, archaeologist Tudor Pole, tells a similar story of receiving help when needed from the astral plane. At the time of the incident, Mr. Pole was living in a houseboat on the Nile River in Egypt. As he lay tossing in the bed racked with fever, a knock came on the door and in walked a typical British doctor dressed in a black overcoat, pin-striped trousers and wearing a top hat. Before the doctor commenced his examination of the patient he removed his hat and outer clothes. During the treatment, Pole was amazed to find he could see right through the doctor's hat as it sat on a nearby table. Completely incredulous, Pole began to question his visitor as to who he was and how he came to reach a houseboat in the Nile. The doctor explained that over the years he had learned to lock his door in the evening and allow his mind to travel wherever his services were needed. In this way he had helped many people thousands of miles away from his practice in Britain.

Tudor Pole recovered and went back to England. Still haunted by this unusual experience he sent out an appeal over the BBC to ask the mystery doctor to come forward and identify himself. The broadcast was successful and in a short time a general practitioner from Scotland identified himself to Pole and, sure enough, it was the same doctor who had treated him on the houseboat in the Nile.²

Some people have expressed a fear of not being able to return to their body after astral projecting but there has never been a case of a person getting "stuck" in the astral. The astral body can always find its way back again, for it is attached to the body until death. All one needs to do is to wish to be back in one's body in order to return to it. Some people say that the astral body is attached by a silver cord which draws it in again.

1 and 2 excerpted from *Meditation and Astral Projection*, 170 PAGES, \$5.95 (including postage and handling). Available through Allantean Bookshop, P.O. Box 3387, Station D, Ottawa, Ontario, Canada K1P 6H8.

Both teleportation & levitation are covered in the book "STAR WAKES WELCOME HOME EARTHMEN". This book came out briefly in 1979 and was a compilation of 25 years of channeling of data from extraterrestrials. In this work several identities claimed that it was not really any great problem to 'similarity transfer' or teleport to distant places if only ones own components were involved. They spoke of the Mind being only a converter for other energies to flow through, and of being able to easily set up mental shields of protection or 'force fields' around the body. Few deeper concepts on how this was done were available in the soon out of print book, but a couple of years later there were some concrete ideas on just how higher level energies could be moved around mentally. In 1981 the Modern Human Comprehension Course number 4 was finally released to eager students & the bombshell of knowledge in these areas exploded for those who got the course. It explained how material 'immaterial atoms' functioned & differed.... and could even be moved by mental energies. The catch was, that a person could easily go to far in ignorance & burn themselves up or 'blue flame' out unless they had high control of body components. This control was achieved by comprehending the 1st 3 Comp courses & putting the theories to action in life situations. (see Kii data) (ey

Other exact fit data could be added but this sample should start you thinking. I do not have time to cover fully this subject of book length but given the facts that fit the data that I am currently aware of, this speculation seems highly probable.

The Earth's natural, self-operating cycle of refertilization is another design feature that points to artificially controlled creation and placement. When the soil cannot support plant life due to mineral depletion, the CO_2 levels rise creating the "Greenhouse" effect. The equator area heats, evaporates far more ocean water, and sends it north to the poles. The temperature gradient has shifted so the glaciers build rapidly. These massive spreading ice sheets crush the granite rock beneath them to powder. The high south-blowing winds off the glaciers spread this granite dust all the way to the equator to a level of about six feet. Ground granite is a perfect mineral-rich soil (see the Hansel data). In this new, rich soil the planet life expands and brings back down the CO_2 levels and ends the ice age. The whole cycle takes over 100,000 years, but what is time to the Universe? Think of all the design problems in a self-regulating fertilization cycle to support plant and animal life. Hamaker detailed this design years ago.

I am enclosing a reissue of my old paper, 10^{12} Hz Frequency Phenomena for your easy reference. The data in this earlier paper will now be more useful to you.

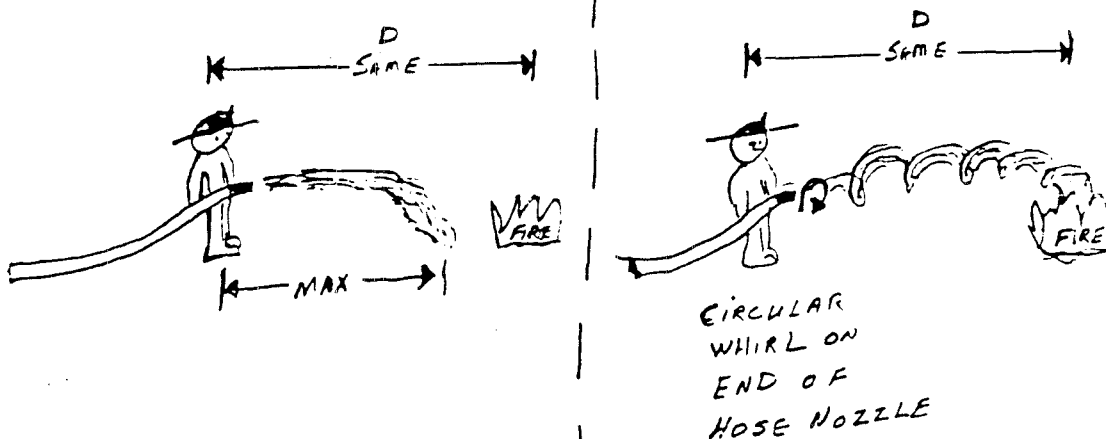
I have neither the time nor interest to satisfy your curiosity or economic problems. I am enclosing, for free all the basic information that you will need. The rest is entirely up to you.

RL Clark, Ph.D.

29 Mar 86

CIRCULAR WAVES : GRAVITY FIRE HOSE

(WATER FLOW RATE AND PRESSURE CONSTANT)



Explanation Page 17

Richard LeFors Clark, Ph.D.

29 Mar 86



[Second letter on free energy, by
Mr. Joseph H. Cater]

"In my article describing a device which can obviate the need for fuel in an internal combustion engine, I neglected to state that the number of baffles used is critical. At least 40 in the unit shown is required and the more the better as long as the flow of air is not seriously restricted. Since the article was written, the author has come up with a greatly improved and easier to build version. A step-by-step description of the easiest way to construct one will now be given. This is for a unit 12"x12"x18" in size.

"The box is constructed of heavy plexiglass using epoxy glue to put it together. This time, the only baffles used are two sheets of plexiglass with 250/300 holes drilled 1/16" in diameter in them and which are evenly spaced throughout the 12"x18" sheets. Spacers (1/4" thick) are positioned on the bottom of the box. One of the perforated sheets is then placed over the spacers and completely sealed with epoxy glue on all four edges which face the inside of the box. This produces a false bottom. Fiber glass wool is then placed inside of the box, filling the entire area to 1/4" [1/4"] of the top of the box. The wool must be pushed only tightly enough into the box to allow air to circulate. The air must have a chance to circulate through the wool without being critically restricted. The second perforated sheet is then installed 1/4" [1/4"] from the top of the box and completely sealed with epoxy glue on all four sides. The top plate is then installed on the box. The top and bottom plates have one inch holes in which are inserted short one-inch diameter tubes. The box must be sturdy enough to withstand stresses produced by the suction of the engine.

"The next step is the installation of the 40 alternate layers of aluminum foil and paper. This can be best done in the following manner. Four plexiglass sheets 12"x18" and two 12"x12" are laid out. Two of the 12"x18" sheets have one-inch holes in them to match the holes in the top and bottom plates of the box. Over each of these plates are placed 40 alternate layers of paper and aluminum foil. The layers overlap on all four sides by an amount equal to the total thickness of the 40 alternate layers on the two 12"x18" sheets which fit over the top and bottom of the box. The other two 12"x18" plates have an overlapping only along the 12"

sides. There is no overlapping on the two 12"x12" plates. The plates with the layers are then glued to the box. Of course, one-inch holes are made in the layers of foil and paper that fit over the top and bottom of the box. For each plate, 80 thicknesses of newspaper and 40 thicknesses of aluminum foil are laid out and cut to the required dimension. [Presumably, two newspaper layers are placed together, then one aluminum, then two newspaper layers, then one aluminum, etc etc.etc.--H.L.] Each layer is then secured with 3 or 4 spots of ordinary glue. After the layers are attached to the box sides, a generous amount of masking tape can be used to completely secure the many layers to the box.

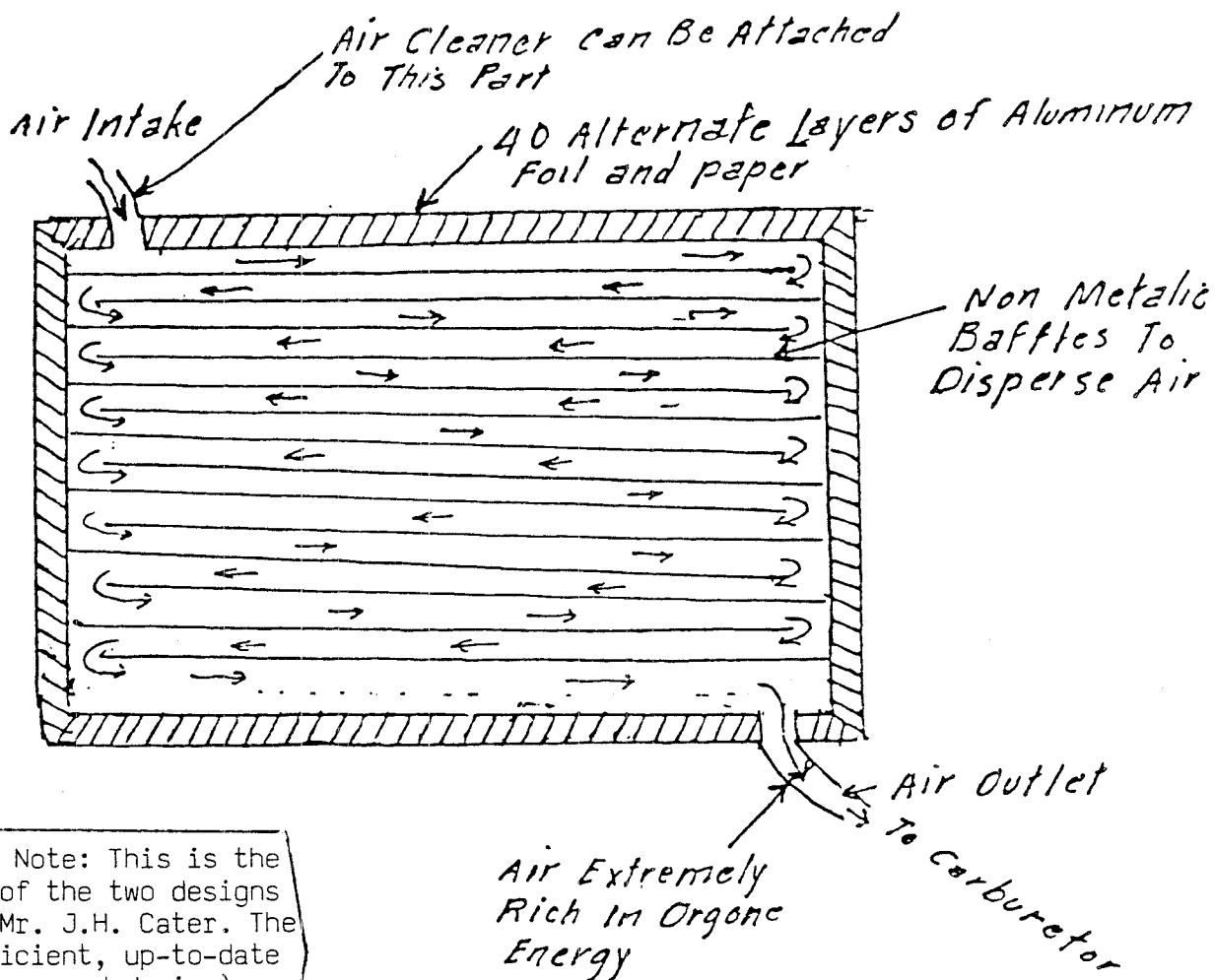
"Fiber glass wool should be used instead of any other kind of wool because glass has the property of concentrating orgone along its surface as Reichenbach [Wilhelm Reich?--HL] found out. A choke should be installed on the air inlet to shut off the engine in case turning off the engine doesn't do it. The diesel engine ran wild after running out of fuel because of air that got around the 'closed' throttle. A throttle is never completely closed to allow for idling.

"The author covered a gallon glass jug with 30 layers of paper and copper foil (alternate layers). The water from it is phenomenal. Even a stainless steel blade placed in a cup of this water soon becomes magnetized! It has been dowsed out that this water has the power to rejuvenate if used regularly. The bottle is filled once a day and should be cleaned out once a month because of impurities that are precipitated out of the water and settle to the bottom."

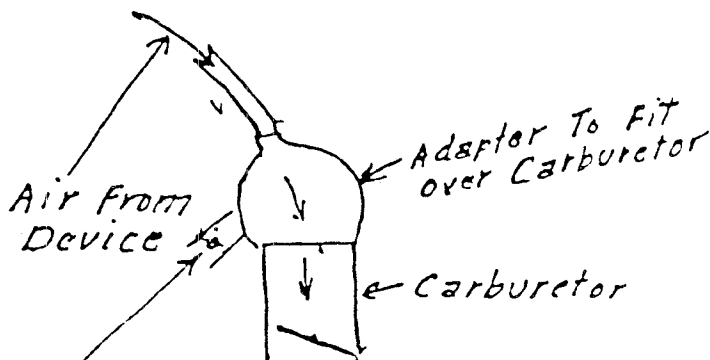
---Joseph H. Cater

[Editor's Note: Well---there you have it!! For those of you who want to attempt its construction, Mr. Cater's designs/diagrams appear on the following two pages. On page 10 appears his earlier sketch which, I believe, accompanied his first letter. On page 11 appears his more recent, updated design as mentioned in his second letter. No sketch for the gallon water jug was available, but I would imagine that Mr. Cater used newspaper for that project, and that he alternated between paper and copper foil. Please note that on page 8 Mr. Cater specifically states that the final, outer layer should be of paper, not metallic, and, presumably, that a layer of paper actually consists of a double layer. Will attempt to contact Mr. Cater and let Larsen File readers know. Ye Olde Editor, H.L.]

Cross Section of Device



Editor's Note: This is the earlier of the two designs made by Mr. J.H. Cater. The more efficient, up-to-date one (his second design) can be found on page 11. Mr. Cater's book, THE AWESOME LIFE FORCE, can be purchased from CADAKE INDUSTRIES, P.O.Box 9478, Winter Haven, FLORIDA. Write for price and postage costs. Whatever the price, it would be well worth it!The rear cover states that it "...contains the most incredible information ever placed between the covers of a book.... The greatest mysteries known to man are resolved for the first time in human history and so clearly explained in simple language..."



Butterfly Assembly to allow outside air to flow into manifold in case orgone concentration becomes too high and produces an effect similar to that which occurs when deisel engines run out of fuel during operation.

10¹² Hz. FREQUENCY PHENOMENA: ZERO POINT RADIATION, GRAVITY, AND SPARK DISCHARGE DATA

Boyer: Hard vacuum data in August, 1985 "Scientific American". Frequency data around 10¹² Hz. "Magic Window" between microwave and heatwave frequencies.

Spark discharge frequency: "Matter, Energy, and Radiation", 1941.

Clark: Gravity wave propulsion data.

Schauburger: Water suction vacuum systems that would generate 10¹² Hz in Project V-7 data, etc. (flow directionalized)

Searl: Flywheels rotating at ionization speeds (spark discharge) generate 10¹² Hz.

Brown: High voltage capacitors would generate 10¹² Hz. (spark discharge)

Pajak: Spark chamber drive systems would generate 10¹² Hz.

Tesla: Spark discharge and capacitor rushing systems would generate 10¹² Hz. (see Carr and Mathews data.)

Gravity bomb: High energy spark discharge in Earth's subsurface--rupturing outward 180° latitude, 180° longitude from generator at wave point collisions. Tremendous light flash on Earth surface rupture, followed by vacuuming implosion-explosion shock front waves. Energy rupture assumes torus shape and then explodes upward as a mushroom shape. (supposed "A" and "H" bombs)

General data:

- 1) Tesla's Colorado Springs Unit Ball stuck 100 to 500 feet in the ground, below sea level. First used as a weapon in 1908 at Russian wasteland, then in 1945 on Japan to set up "Cold War" fears.
- 2) "Philadelphia Experiment" was multiunit directional beams version of this 10¹² Hz frequency technology. Caused invisibility and location jump of the Eldridge. This was not a degaussing magnetic phenomena.
- 3) Two spark discharge beams aimed to a common focal point and pulse delay fired creates instant heat - combustion in human targets. Generated "spontaneous combustion" or the "hot job".
- 4) Saucer landing site soil and plant microwave and infrared burns are side band radiations of the spark discharge drive radiating through the unshielded bottom of the saucer.
- 5) Saucer-radiated intense magnetic fields are a natural side effect of spark discharge propulsion "super-coils" magnetic effects.
- 6) Early bell-shaped saucer "wobblers" are synchronization instabilities in the spark discharge propulsion units.
- 7) Saucer crew silvery or metallic jumpsuits are safety clothing against side band microwave and heatwave leaks in the spark discharge propulsion system.
- 8) Electrical/electronic equipment failures (automobile ignitions, etc.) near saucers is due to atomic level disruptions to electron flow in conductors caused by the spark discharge propulsion units radiations.

Permission is given to anyone to copy or publish all or any part of the above data.

4015 Crown Point Drive, P-3
San Diego, CA 92109

Richard LeFors Clark, Ph.D.
Richard LeFors Clark, Ph.D.
July 27, 1985

The reason for any weight of a mass in gravitational fields is the counterpush of the two masses' gravity radiations. In humans we push more powerfully on the Earth via our stress body than the Earth pushes on us. The total of the two pushes of gravity is so-called weight. If we lose gravity (stress push) by radiating it as in the "party levitation" central element (levitate) we push less. As our push (gravity) decreases, the Earth's push effectiveness on us increases. This is "weight loss" or levitation, which is really just letting Earth push us away. It is not the total quantity of the masses that counts but the effective local gravity field's relative strength.

The fire hose example is also a decrease in the gravity (push) of the water. Thus the Earth pushes the water away more--in other words, the "weight loss" water carries farther. The circular (quadrupolar) pattern of the nozzle whirling radiates (relieves) some of the water's gravity (stress). Schauburger's designs are based on water stress (gravity) control.

Levitation (weight loss) control is generally stress lowering via radiation, using gravity's natural characteristics. It works on organic or inorganic mass, as gravity is the same for both. Think of it as the resultant pushes of two radiating sources, taken locally (these are "near field" design problems).

Humans are locally a more powerful source of gravity than the Earth (we push down on it). But as we lose gravity (stress push) power, the Earth pushes us away.

This paper is another example of external immediate energy field considerations and design utility.

Richard LeFors Clark, Ph.D.

4015 Crown Point Drive, P-3
San Diego, CA 92109

Richard LeFors Clark, Ph.D.

Richard LeFors Clark, Ph.D.
March 29, 1986

NOTES: 1) THE FORMS OF SELF LEVITATION OR SINGLE OPERATOR INDUCED OTHER HUMAN LEVITATION APPEAR TO BE HYPNOTIC TRANCE-STATE "SHUT DOWNS" OF THE HUMAN BODIES GRAVITY (STRESS) GENERATION.

2) INORGANIC OBJECT LEVITATION, IF IT IS POSSIBLE, IS THE "SHUT DOWN" OF THE GRAVITY (STRESS) GENERATION OF THE OBJECT ITSELF. THEORETICALLY THIS OBJECT LEVITATION IS POSSIBLE. (CORAL CASTLE, PYRAMIDS, ETC.) SEE THE SECOND CRITICAL ISSUE BELOW, ON SHELDRAKE "MORPHOGENETIC FIELDS" FOR A POSSIBLE COMMUNICATIONS LINK TO INORGANIC OBJECTS FOR A GRAVITY "SHUT DOWN".

CRITICAL ISSUES: 1) THE MOST CRITICAL ISSUE RAISED BY THE C.U.R.T. SYSTEM IS DEVELOPING THE HUMAN BRAIN POTENTIALS, INTELLIGENCE LEVELS, AND PROCESSES. IF WE CANNOT APPLY C.U.R.T. TO OURSELVES, WE WILL NEVER UNDERSTAND OR UTILIZE NATURE COMPLETELY.

2) A SECOND CRITICAL ISSUE WOULD BE THE INCORPORATION OF THE ROBERT SHELDRAKE "MORPHOGENETIC FIELDS" AND HUMAN "MORPHIC RESONANCE" THEORIES. THIS IS A PRIME EXAMPLE OF GRAVITY FIELD INFORMATION CONTENT AND COMMUNICATIONS SYSTEMS. THE HUMAN BRAIN IS A GRAVITY FIELD TRANSMITTER, RECEIVER, AND PROCESSOR.

R. Clark, Ph.D.

31 Mar '86

See LL M. 1500's
W. 1500's 12.12.86
SY ST

Technical Notes: The Clark Coil that was built in the above data is a fairly powerful 10^{12} Hz (Spark Discharge or Zero Point) radiation generator unit. This frequency (10^{12} Hz) is nature's force field for various atomic changes, bindings, and field power transfers. As an example of atomic level control, current flow in a conductor (any electrical generator) can be viewed as a weak, partial Kervran/Kushi atomic element transmutation. Every current conduction electric generator, conventional or Over-Unity, functions on this principle. This is because we have started to strip the orbital electrons, to bare the nuclei for fusion or fission by the application of a weak source of 10^{12} Hz power to a held diamagnetic material. As an example of levitators/propellers, the so-called diamagnetic atomic element samples react by moving directly away from a strong local source of this 10^{12} Hz radiation if free to do so. This movement is because these element samples are structurally conservative, balanced and stable systems within the total local energy environment. The Solar System is a big model of this levitator system. Incidentally, the ferrous metals react to 10^{12} Hz as any other element when no magnetic field is present to interfere.

The unfortunate misnaming and misunderstanding of this one energy field system under various aspects as diamagnetic, nuclear or gravity fields has hidden its true nature and utility from us until now. The frequency 10^{12} Hz is generated by spark discharge, vacuum (zero point), certain types of water flows, the sun, etc., and only to a much lesser degree by permanent or electromagnets and capacitors. The true nature, functioning, and utility of this energy field is largely undeveloped to date due to hastily made early assumptions which concreted into dogma.

Academic science to date has created at least four names for this same force field and its various effects. The names created to date are gravity, strong nuclear, weak nuclear, and diamagnetic fields. Nature only has the three force fields and they are the electrical, magnetic, and gravity (10^{12} Hz). I have chosen the oldest historical name, gravity, for this field energy (10^{12} Hz) and it thus includes all of the other names by which this field has been called over the years.

Nature functions in elegant triads--two powerful antithetical elements meet at and generate a "neutral center" element. Each of these three primary elements has two antithetical extremes and a null or "neutral center" structure forming triads also. There are only three primary force fields, three whole primary particles, and three dimensions in nature's triadically designed universe.

In order to make a critical judgment of competing theories one must compare what current academic establishment physics predicts and constructs with what my theory predicts and constructs. What this means is do you want the currently offered crude atomic control, under-unity generators, fuel gulping limited vehicles and noisy recoiling weapons of establishment science or do you want vastly over-unity generators and levitation vehicles and weapons?

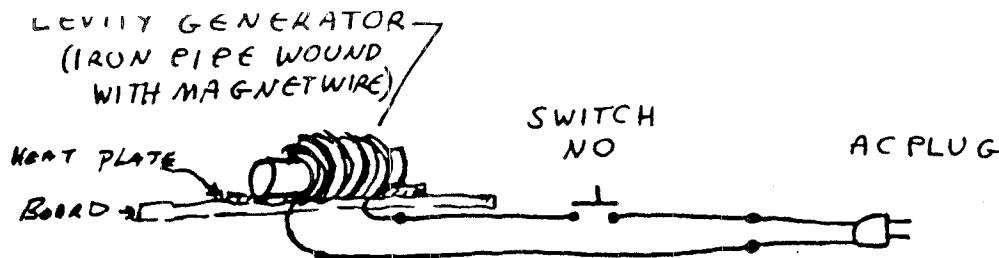
Permission is given to anyone to publish or copy all or any part of the above data.

Richard LeFors Clark, Ph.D.

4015 Crown Point Drive, P-3
San Diego, CA 92109

Richard LeFors Clark, Ph.D.
March 18, 1986

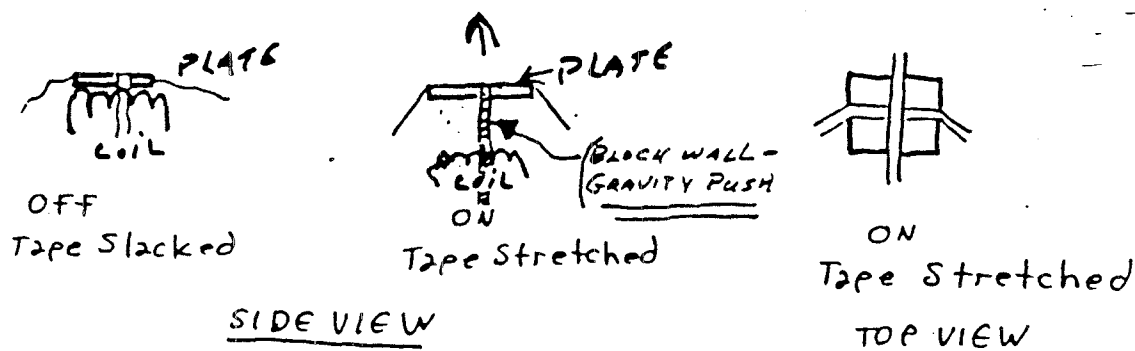
LOCAL GRAVITY FIELD STRENGTH EQUATION IS A MODIFIED FORM OF
THE OLD DIAMAGNETIC EQUATION. $F = KVH(dH/dx)$; dH/dx BECOMES
NEAR FIELD DISTANCE SQUARED (d^2), AND A CONVERSION RELATIONSHIP FOR
H IS NECESSARY FOR WATER, SPARK GAP, CRYSTALS, ETC. SINCE χ_a IS SO CLOSE TO 1 (EXCEPT
 $K = \frac{d}{A}$ CAN BE USED ($K = \frac{\text{ATOMIC DENSITY}}{\text{ATOMIC WEIGHT}}$) IE: $A \approx 0.11$. V (VOLUME) IS IN CM^3 . F IN DYNES.
H IS IN OERSTEDS; WHICH NEEDS THE CONVERSION RELATIONSHIP ESTABLISHED FOR OTHER
GRAVITY TYPE SOURCES (OTHER THAN ELECTROMAGNETIC BLOCH WALLS). REC



*NOT TO SCALE

ELECTROMAGNETIC "LEVITATOR" SCHEMATIC (LOCAL GRAVITY)

Mount the parts, except the AC plug of course, on the plywood base. Place the levity generator (wound iron pipe) on a plate of aluminum. Drill some holes through the aluminum and the plywood to mount the plate to the base. Put some washers between the plate and the base so they don't touch. The aluminum plate will get hot from the pipe levity generator and we don't want the plate touching the wood because it might burn it. If you are going to use a guideway make adjustments for its placement. Remember the levity generator gets hot so keep the guideway insulated from or far enough away from the generator. It would be much easier for demonstration purposes to just tape your non-ferrous metal plate to the levity generator and leave enough slack so it can rise up and ~~levitate~~ a few inches high.



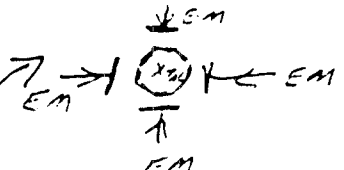
OPERATION

Turn the switch off, if you need to, and place the AC plug into a 120 volt outlet (110 volt is ok too). Your levity generator coil will heat up so pay attention! Turn the switch on for only 10 seconds at the most! Then turn it off and allow your coil to cool before you test again. Neat eh! Your plate should have shot up relatively quick!

ENHANCEMENTS

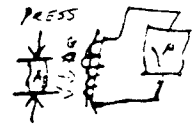
A fuse or circuit breaker will make things safer.

You could add a rheostat for fine levity control.

THE FAMOUS KOWSKY-FROST CRYSTAL LEVITATORS
(VARSAW, POLAND IN 1920's) WERE EM ENERGY LOADED INTO TWO AXIS OF
A LARGE CRYSTAL.  THIS MEANS
CETAR HAS DESIGN FOR THIS


THAT POWER FROM THE E & M FIELDS PUSHED
INTO THE GRAVITY FIELD. (10¹² Hz) ATOMIC DENSITY OPENED
TO LESS THAN HYDROGEN AND CAUSED MASSIVE LIFT (1000 TIMES WEIGHT)
LET US PRESSURE PULSE A CRYSTAL -
SILICON DIOXIDE (SiO₂) WILL DO FOR NOW - AS A PULSED

PIEZOELECTRIC ELEMENT. WHEN PRESSURE IS
APPLIED TO THE CRYSTAL, CURRENT FLOWS
OUT OF IT AND GENERATES A TINY MAGNETIC FIELD
AT 90° TO CURRENT FLOW. BUT 90° MUTUALLY TO
THE E & M FIELDS IS A 6₀ FIELD (10¹² Hz). SO, LET
US PUT A FIELD COIL IN THIS CRYSTAL "SQUEEZE"
GRAVITY FIELD TO SENSE THE PULSES. THE FIELD
COIL CAN HAVE AN AMMETER FOR A LOAD.



THUS, A CRYSTAL 10¹² Hz SOURCE CAN REPLACE WATER
COILS IN GENERATORS. (CHARK COILS OF THE LAST PAPER).

A RING OF SEQUENTIALLY PRESSED CRYSTAL AROUND
THE FIELD COIL MAKES A CRUDE 60 Hz GENERATOR



THE ONLY POWER INPUT
IS THE CRYSTAL SQUEEZE
ROLLER. POWER OUTPUT
IS EASILY OVER UNITY.

Richard L. Fure Clark, F.I.D.
19 MAR 86

CRYSTALS ARE SORT OF 'PRESSABLE' MAGNETS IN SOME WAYS,
THUS THE "BIOCH WALL" CAN BE FLOWED.

The Nature of Radiation

The illustrated tests furnished the objective proof that radiation is emitted from many different materials, which makes the photographic plates dense through the transmission of bare aluminum or magnesium. It is important now to determine the nature of this radiation.

According to the absorption measurements of W. Möbius (3), the individual oscillations of water are of a 22 mm wavelength and other wavelengths of 11 mm, 7.3 mm, 5.5 mm, 4.4 mm, 3.7 mm, etc. also appear. According to the determinations of R. Gans and R. Loyarte (4) and A. Glagolewa-Arkadiewa (5), the individual oscillations of elementary magnets have wavelengths of 2.27 to 5 mm. In spite of all efforts, these unsmooth electromagnetic waves still have not been physically proven with success. No measuring apparatus reacts to them.

The tests of W. Möbius and the theoretical determinations of the researchers mentioned above make it probable that the radiation proved objectively above belongs to the unresearched area between ultrared and the shortest Hertzian waves, that is is a matter of electromagnetic radiation.

Diagram 10: Water radiator for laboratory experiments.

Diagram 11: Photographic proof of the radiation that is artificially produced with the aid of the water radiator pictured in Diagram 10.

Diagram 12a: Photographic proof of the radiation of a steel magnet. Below: Plate 1, placed near a steel magnet; above: Plate 2, stored in the darkroom.

Diagram 12b: Photographic proof of the radiation of a plant (*Typha angustifolia* L., reed-mace). Lower half: Plate wrapped in paper; upper half: plate wrapped in metal (= irradiated), compare Diagram 5. The aluminum strip was only made bare at the edges.

Diagram 12c: Photographic proof of the radiation of a human body. Left: Plate 1, radiated; right: Plate 2, Unradiated.

Diagram 12d: Photographic proof of the radiation of an artificially stimulated quartz radiator. Left: Plate 1, radiated; right: Plate 2, Unradiated.

Diagram 12e: Photographic proof of new radiation in sunlight. Left: Plate 1, radiated; right: Plate 2, Unradiated.

Diagram 12f: Photographic proof of new radiation in electrical light. Left: Plate 1, radiated; right: Plate 2, Unradiated. In Diagrams 12e, 12f, 12g, and 12h, only the edges of the aluminum strip were made bare.

Diagram 12g: Photographic proof of the radiation of a salt deposit at a depth of 200m. Below: Plate 1, radiated; above: Plate 2, Unradiated.

Diagram 12h: Photographic proof of the radiation of an undrilled petroleum deposit of unknown depth. Below: Plate 1, radiated; above: Plate 2, Unradiated. The upper edge of the aluminum strip was polished with emery; the lower, simply polished.

Diagram 12i: Photographic proof of the radiation of an undrilled mineral source of unknown depth. Below: Plate 1, radiated; above: Plate 2, Unradiated. The aluminum strip was only made bare at the edges.

GRAVITY
SOURCES
↓
RUC

← WATER

← MAGNETS

← PLANTS

← HUMANS

← CRYSTALS

← SUN

← LIGHT

← MINERALS

← OIL

← MINERALS

GENERAL SYSTEMS ENGINEERING: THE BIG PROJECT OVERVIEW - By Richard L. Clark, Ph.D.

There have been many interesting books and articles on UFOs, planetary collisions, strange creatures, and Earth energy grids in recent years, but each of these subjects has been dealt with as a separate phenomenon and never as a part of a complete system. They are just that--one system of engineering problems and one Big Project. The Big Systems Engineering Project is to restore the spaceship Earth to its former ancient status and functioning.

The purpose of the project is to make Earth a true Neutral Center between Mars and Venus as our polar ends in a three axis system. When the project is completed, in the very near future, the human brain's silent area will reactivate in a few people to restore a true three dimensional brain/mind linkage. The field environment of the earth will then have three axes of alignment and transfer and so will the brain/minds of some humans. The present two axes in the solar system and in humans are functioning and the third axis is about to be aligned.

The earth's poles are the axis of the "old brain" (nonconscious/unconscious) to the "new brain" in humans. The earth's revolution in orbit around the sun is the cross link between new brain hemispheres for the second axis. The third axis will come into being when Mars and Venus become the South and North poles to the earth's neutral center in a giant magnet. This completion of the third axis will activate the frontal lobes (silent areas) in some humans. These humans will then have three axis brains as well as three axis minds, as their remote ancestors did. The three axis system is, literally, the end of time as we now know it. Heaven and Earth, so to speak, will be one.

A simple three axis graph will allow anyone to view the end result on a solar or personal level. The X axis is vertical--Earth's poles and nonconscious to conscious. The Y axis is horizontal--Earth's orbit of the sun and hemisphere connections. The Z axis is outward--the Mars, Earth, Venus "magnet" and the activated silent lobes. The brain is then the input/output and focus point for the three axis mind. We will have returned after thousands of years to a balanced, natural system.

Velikovsky wrote about an observed engineering phenomenon. We needed a South Pole planet, Venus. Thus, all of his data is a narrative of how Venus was engineered into place.

Mars had to be stabilized via Demos and Pheobos and new pole grids installed. Thus, the project known as Alternative Three, in the Watkins book.

The old Earth grid has breaks, ruptures, and dislocations in it, so a new corrected grid had to be placed--this is the Bruce Cathie data. The old grid is Stonehenge, Ley Lines, and Pyramids, as covered by Jalandris and others.

The UFOs are part of this same ancient technology. The books of Jessup, Constable, Adamski, and Von Daniken cover this subject. The cattle mutilations and contactee games are thrown in to cover over the real purposes and results.

Part of the old grid malfunctioning--particularly over ruptured or malfunction antennae--is the grid phenomenon of "time holes" which produce Nessie, Champ, Big Foot, etc., or danger areas like the Bermuda Triangle. The Cathie plots make all of this predictable for the interested.

We will now have a three axis power system when Mars and Venus, in the very near future, become our pole ends. The final axis energy flow is out of Mars (South Pole) to Earth (Neutral Center), then out of Earth to Venus (North Pole). Only those humans who are attuned to this flow will activate the brain's third axis or frontal lobes (silent areas). For, the functioning of a Neutral Center or Bloch Wall requires the duality of reversal uncommon to most humans living today. This, of course, is an engineering, not a religious phenomenon. If you genetically match the environment's three fields you will function automatically; if not, then you will not function as a complete three axis system.

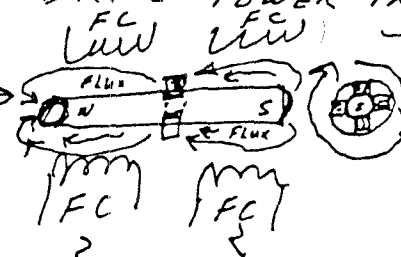
There always has been a way via environment and training to operate to varying degrees on a personal three axis system. Some of the so-called Mystery Schools were in fact teaching the third axis system. If you understand Polarity/Gender and Neutral Centers, the rest of the system is easily understood. The energy/information flows are the same in a magnet or a human. Nature has endlessly repeated the exact same design.

It is pointless at this time to speculate on how and why the ancient, original Earth grid and planetary "pole" were broken or lost. The simple fact **17** is that it happened and we are about to go back to a condition which once allowed Earth and humanity greater opportunity.....

CLARK GATED PERMANENT MAGNET FLUX SWITCH

MECHANICAL: THE DESIGNS OF WESLEY GARY FOR A BLOCK WALL COVERING GENERATOR OF MECHANICAL TYPES IS AVAILABLE FROM REX RESEARCH. A MUCH BETTER MECHANICAL BLOCKING DESIGN WOULD BE A ROLLER BEARING IN THE BLOCK WALL AND ROTATE THE SHIELD AROUND TO MAKE-BREAK THE MAGNETS FLUX PATH COMPLETION. BUT NO MORE MAGNETIC FIELD THEN NECESSARY, TO MAXIMIZE POWER OUTPUT TO ROLLER SHIELD DRIVE POWER INPUT WITH THE ROTATING SHIELD.

MAGNET AND FIELD COILS ARE STATIONARY, SHIELD ROTATES TO BREAK-MAKE FLUX PATH TO FIELD COILS.




ROTATING SHIELD ON BLOCK WALL, $\frac{1}{2}$ OPEN + $\frac{1}{2}$ SHIELD. FIELD COILS TOUCH MAGNET, ONLY SHIELD MOVES TO CUT FLUX.

ELECTRICAL: THE BLOCK WALL ACTION OF A PERMANENT MAGNET CAN BE CUT OFF BY USING A LOW POWERED, PULSED ELECTROMAGNETIC COIL PLACED ON THE BLOCK WALL ITSELF. THEN A PULSE TRAIN CAN TURN THE MAGNET ON & OFF AS TO FLUX PATH COMPLETION. THUS, A MOTIONLESS, FAR OVER-UNITY, GENERATOR DESIGN IS EASILY DONE.



FLUX PULSE GEN. TRANS CONTROL COILS ON/OFF

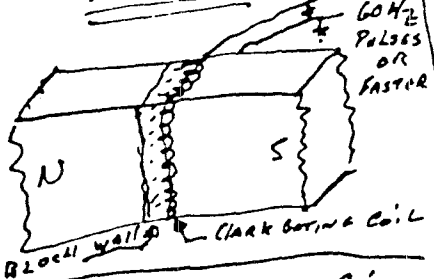


EXTREMELY POWERFUL PERMANENT MAGNET

FIELD COILS TOUCH MAGNET (ZERO GAP) 90° TO MAGNET FLUX

* PUT DIODE ON CLARK CONTROL COIL TO DUMP COIL COLLAPSE AFTER PULSES. USE 60Hz PULSES, OR FASTER.

DETAIL



BLOCK WALL CONTROL COILS

Permission to print & publish.
Richard LeFare Clark, Ph.D.
4 Apr 86

GRAVITY IS THE ELECTROMAGNETIC FIELDS AT ZERO IN ENERGETIC SYSTEMS

General Gravity Sources in ALL EM Systems (device or radiated): It is well known that the flux cutting equation for motors and generators can have a function of $B=0$ (zero). The equations for stating E, D , and H in terms of B follow (but put $B=0$ in all of them).

$$\begin{aligned}E &= Bv \\D &= Bve \\H &= B/u\end{aligned}$$

Therefore, if $B=0$, then E, D , and H must equal zero and this is the gravity source in electrical devices.

Look at the center line of the propagated EM wave below as the gravity source in radiated systems. At the core of every EM wave B, H, E , and $D = 0$. Gravity is the center of all EM waves.

Electrical Generators: Below is the Hooper lecture demonstration of his $B = 0$ motor and generator designs. Where $B = 0$, all EM fields = 0 and that is gravity. I will attach some additional Hooper pages on his $B = 0$ theory development.

5. In the prime-arithmetic there exist an infinite number of induction-coders for the KWANYINS to generate endless prime-gestalts or prime-packing of 'primes' via the vortex-principle—more so, no 2 prime-gestalts are the same, the induction-patterns used to generate the prime-packing are without count—each induction-coding-pattern generates a unique and eccentric prime-packing of the cordella-primes and the prime-resolutions are likewise countless.

The prime-gestalt properties are utterly pristine. Each vortex-core (prime-core) manifest in its own frame of reference its own prime-universe of manifesting prime-gestalts. Each prime-universe is referenced by its own unique prime-core bringing about its own unique-evolutions in the prime-gestalt formations...

Did U know that Teller and Ulum, particularly Ulum, used prime-number theory for ideas suggesting how to build a 'thermonuclear-device'? This so, something NOT talked about in the number theory of primes. However have gone far, far beyond present-day 'concepts' of primes and into a new-kind of prime-number theory called ULUM-ULUM-PRIME-PRIME-PRIME via the VORTEX-CONCEPT induction-coders and kwanyins...

fusion power—tapping energy released when atoms unite—could be a major source of power in the future. Now another milestone in fusion research has been reached: the first all-power fusion experiment using the world's most powerful laser. At Lawrence Livermore Labs, giant laser system—dubbed SHIVA—focused 26 trillion watts of power on a target the size of a grain of sand. A record 7.5 billion fusion reactions were recorded as the tiny target as subjected to the resulting extreme temperatures and pressures. The target burned with the same kind of reactions that power the sun.

• FUSION POWER — Harnessing the power of fusion could provide us with an almost limitless supply of energy. "if we could just get the system to work," Dr. Rothman said. "The problem is that to produce this form of power you have to heat the fuel up to a temperature of hundreds of millions of degrees, and keep it that hot for a period of time.

"This is a difficult technical problem. If we could solve it, we wouldn't have to worry about where our fuel was coming from for hundreds and thousands of years," Dr. Rothman said.

Dear Fry: Sustained Fusion-Process No more/No less = Exactly So 11-12-82
in a nutshell!

My confidence has jumped 1000% ..., that is, the new-developments appertainin the fusion-process per se.

COMMENTS BY BRANDES & FRY -

In the last letter, I believe the 'name' ULUM should have read ULAM instead

Going over hundreds of prime-packing for the prime-gestalts (gestalts of rel for the cordella-primes) strange prime-events take place via the cordella-prime alignments. The vortex-cores chosen imply prime-packing ranges from extremely prime-packing to extremely-heavy prime-packing. The lower prime 2 has the most gestalt-properties not found among the other cordella-primes (odd-primes), best prime-core 2 is the easiest prime-core to work with since it has but 1 coprime to it. In the ternary (triangulistic-prime-arithmetic) prime-arithmetic, coprimes are critical as seen from the concept of the e.d.n.s (eccentricity-disparity-mu) each prime-gestalt order or level. The internal-gestalt-structuring via the Kv becomes very subtle-subtle once the POHAT-numbers (induction-coders) are fed to Kwanyin-types to manifest the prime-gestalts HOLISTICALLY, and the 'activated' numbers take strange-turns as they bring about the resolution of a prime-packing. So much for the combinatorio-prime-arithmetic!

Now from a knowledge of the combinatorio-primes we can deduce that a fusion reaction can be enhanced greatly using vortex-core hydrogen-packing of the hydrogen, and once we MODULATE the magnetic-alignment (extremely all-important aspect of fusion-process) of the hydrogen-atoms, forming a vortex-whirlpool, then due to packing of the hydrogen-atoms spinning into the vortex-whirlpool, we have brought the crucial-condition to initiate the start of a sustained fusion-reaction, i.e. hydrogen-packing becomes tighter FRICTION occurs bringing into existence TEMPERATURE very-high-order (like that in the sun), and from their we generate the other forces to keep the fusion-process self-sustaining, i.e. radiation and pressure.

Extremely more so, and perhaps, all-all-important, once we modulate via resonance the fusion-process directly (PSI-fusion) then the fusion-reaction becomes enhanced beyond one's wildest-imagination, in turn, we are lead to astounding discoveries of a limitless power-source...

The way I see it, i.e. it is NOT the problem of a sustained fusion-reaction rather the unsolved-problem of dissipating and 'controlling' the enormous-energy from the fusion-process per se, that is, without overloading the fusion-reactor! Such enormous-energy requires a non-linear technology approach, period.

Fry, the biggie of the sustained fusion-process is to get the hydrogen-atoms be packed-tightly within a vortex-space via vortex-magnetic-alignment, thereby into existence FRICTION as a means to bring about thermal-levels of temperature the sun's-range for a sustained fusion-reaction, MAGNETIC-ALIGNMENT is the prerequisite hydrogen-atomic vortex-packing, no hydrogen-packing, no fusion-process, period.

According to New Scientist (Feb. 14, 1980), Henry Wallace in December 1971 was granted a pair of U.S. patents for devices to generate an "anti-gravity" field. (See Research Corner (etc)). Wallace claims that with his machine at speeds of approximately 3,000 revs/min., a polarization of the surface of the alloyed metal occurs. One wheel is balanced on a knife edge, it begins to oscillate under the influence of the other. If the spinning

wheels are rotated around another axis, a secondary gravitational field is created which reduces the wheels' weight. If a sufficiently strong field is created, it can generate localized areas of gravitational shielding and thus provide an effective propulsion force. This energy field is non-electromagnetic and named by the inventor as a "kinematic forcefield". Although originally deemed as absurd, the

WALLACE DATA IN PROPULSION FOLIO 1

patients reportedly are being treated more thoroughly by the U.S. military and it is thought that authorities regretting that the patents are available for anyone to read. NEWSLETTER 1000
24:000 THUNDER
7000 23 270
17 100000000
1/3

"NEW HORIZONS IN ELECTRIC, MAGNETIC AND GRAVITATIONAL FIELD THEORY" BY W. J. HOOPER.

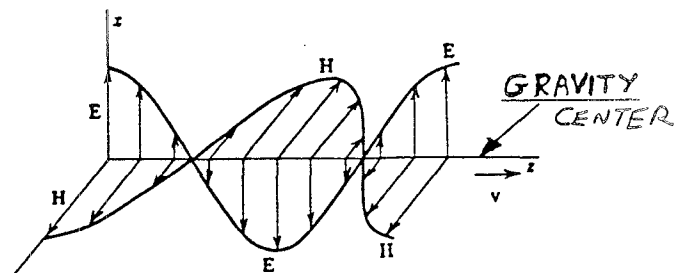
Chapter 7

Some Confirming Experiments

During the years 1968 and 1969 the writer devoted his full time to the task of producing experimental sources of $\bar{B} \times \bar{V}$ fields which speak for themselves. Nature has the last word in any controversy in physics and when she speaks her words are final!

A generator of a motional electric field, all electric and with no mechanical motions involved, has been built and experimentally demonstrated. This device projects its field into the space surrounding the generator. Being immune to shielding the $\bar{B} \times \bar{V}$ field readily passes through the stainless steel walls of a grounded housing chamber. Surrounding the generator is mounted a cylindrical parallel plate capacitor. The outer plate is connected to a very sensitive vibrating capacitor electrometer (Keithley 640). The inner plate is connected to the other terminal of the electrometer, one terminal of which is grounded. Voltages are induced in these wires. The net result of these induced voltages is that the potential difference induced in that portion of the wire between the capacitor plates, charges these plates, and in doing so is measured by the electrometer. The generator, capacitor and electrometer are completely surrounded by

(41)



a grounded electrostatic shield. Housing them in a stainless steel box with a door has served this purpose very well.

Two papers describing the construction of the all-electric generator and the experiments performed with it have been presented to meetings of the American Physical Society.

A simple lecture table demonstration of the pure $\vec{B} \times \vec{V}$ field is illustrated in Figure 8. Two short similar bar magnets are spaced apart as shown. Midway between them a long straight, insulated wire (surrounded by a grounded conducting shield), perpendicular to the paper is fixed with its terminals connected to a sensitive galvanometer placed outside the immediate vicinity of the magnets, say overhead. The resultant magnetic flux density B from the two magnets, at the wire, is zero by the principle of superposition. If the magnet on the left be given a slow uniform

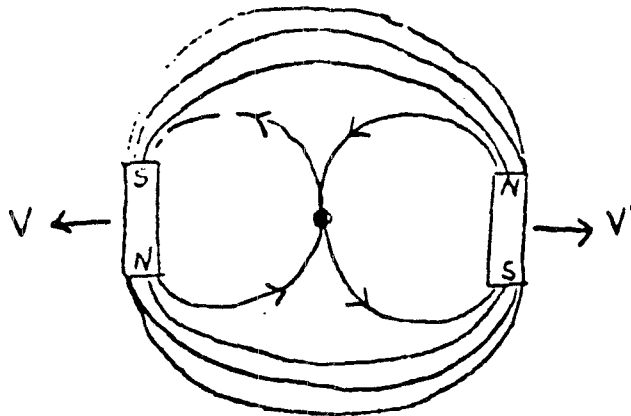


Figure 8

velocity V and the one on the right a velocity V' equal and oppos-

ite to V , then one will note a deflection of the galvanometer needle due to the pure induced $\bar{B} \times \bar{V}$ field acting in the wire. Note that in this simple experiment we have two sources of $\bar{B} \times \bar{V}$. Both the B and the V of each source are identical in magnitude but opposite in direction; therefore, since $\bar{B} \times \bar{V} = (-\bar{B}) \times (-\bar{V})$, the products are both positive and additive. The movement of one magnet alone will be found to yield a galvanometer deflection of half that obtained when both magnets are moved simultaneously. Note also that the wire is always in a region where $B = 0$, but where $\bar{B} \times \bar{V}$ is present and active.

One of the most fascinating aspects of our discoveries is that by the use of the phenomenon of superposition of fields, electromagnetic induction can seemingly be separated from magnetic flux energy. In other words, our all-electric motional electric field generator operates without the presence of detectable magnetic flux energy as such. It is a non-inductive device. The magnetic flux intensity has been reduced to zero by the principle of superposition, and the virtual undestroyed field associated with uncanceled flux is still active and present; hence, the name "virtual" is used to describe it. It is this virtual field which produces the pure motional electric field in the space surrounding the generator. This newly discovered pure $\bar{B} \times \bar{V}$ field is the most unique phenomenon known to electromagnetism because it is devoid of the electrostatic and magnetic field character-

istics we have hitherto known. It is a $\bar{B} \times \bar{V}$ field with the resultant $B = 0$. Its immunity to shielding gives it a stature and a character of its own, beautifully unique and isolated from all hitherto known spacial fields! Our generator produces nothing but this pure previously unknown field!

Perhaps the closest approach to the $\bar{B} \times \bar{V}$ phenomenon inherent in our motional electric field generator, is the toroidal transformer. In this device we are dealing with a transformer type of induced electric field caused by the growth and death of flux. It is of great interest, however, to note that the wires of the secondary windings where the field is induced may be entirely existent in a region of space devoid of measurable magnetic flux, since $B = 0$ there. This phenomenon is always of interest to students, because the induction in the wires takes place in a region of space, where, by superposition of fields the resultant magnetic flux intensity is reduced to zero without, in any way, impairing the electromagnetic induction of the virtual flux which is operative. It is of interest to note that our research simply extends this phenomenon to include flux cutting as well as transformer types of induction where B has been reduced to zero.

It is not surprising that many physical scientists listen to this thesis with incredulity. This is not disturbing to the author. It is but the natural path of all new discovery. Nature herself bears the burden of proof and she has spoken out clearly in behalf of the uniqueness of the motional electric field. What

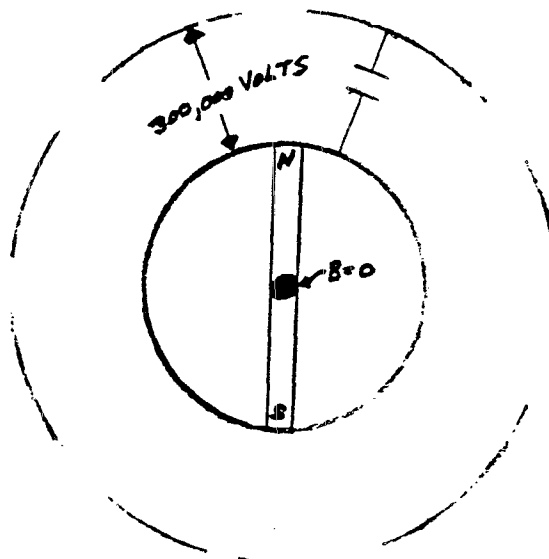
44

All Over-Unity Electrical Generators have designed-in gravity factor amplification. The input power \times gravity gain (from $EM = 0$) = output power in all Over-Unity Electrical Generators. Look at the attached Alexander patent of input power \times gravity gain = output power. Alexander did his EM at zero (gravity gain factor) by winding the D.C. motor armature coils and A.C. output coils together in the same armature slots. Also, look at the "N" machine drawing attached. There is a beautiful EM at zero area (gravity generator) where the disc electrical flow and the magnets make $EM = 0$ for a gravity gain factor. Searl discs are just flying "N" machines with a large EM at zero factor for levitation. Searl's design is literally an EM to G converter.

Generally the more of the EM input power that you can design at $EM = 0$, the greater the gain of the output power in Over-Unity Generators. The power gain equation is Input Power \times Gravity Gain Factor ($EM = 0$) = Output Power.

Gravity Lift Platforms and Weapons: In the electromagnetic levitators (pages 18 to 21 and 31/32) $B = 0$ (gravity generation) is what was formerly called the Bloch Wall ring around the coil. The more EM that is put into $B = 0$, the greater the levitation factor. This basic coil design, in multiple $B = 0$ max units, makes the Gravity Propellers (EM firearms). Self-lifting platforms only require that gravity lift of the platform exceeds Earth's gravity. Now that everyone knows how to convert EM to gravity in $B = 0$ designs, it is easy to make one's own levitation platform.

Earth Gravity: Look at the Earth drawing below. Earth is a giant spherical capacitor with a magnet across it. Thus, the center of the Earth is $B = 0$ or a gravity generation source.



EARTH GRAVITY

General Notes: The energetic zeros of power systems in nature are the sources of gravity. The EM source of gravity is the four energy component fields of E, D, H, and B at zero. EM generated gravity is the zeroing of the three-component electrical field vector and the three-component magnetic field vector in conjunction (a tensor of the second rank at zero). Literally this means that the EM fields' energy is "dumped" into gravity generation at their zeroing. Furthermore, the incidence of bringing any one of the four EM fields (E, D, H, or B) to zero automatically brings all EM fields to zero and generates gravity. The power of the generated gravity field is proportional to the EM field power that has been zeroed, but is more powerful (see tensor product data attached). Gravity is a nine-component energy field in three dimensional space. Time has NOTHING to do with gravity generation! All EM dipoles emit gravity as the EM radiated wave center. All EM machine devices have some gravity generation in them, and by deliberate design a large part of the input power EM to electrical generators can be converted to gravity field generation and then the gravity field converted back to EM at a power gain. Or, Over-Unity Electrical Generators are two three-component EM vectors in (or D.C.) converted to a gravity tensor which is converted to two three-component EM vectors out.

G = EM Fields at Zero (conjunction)

Attached is data on superpositioning and B = 0 from texts.

Permission is given to anyone to publish all or any part of the above data.

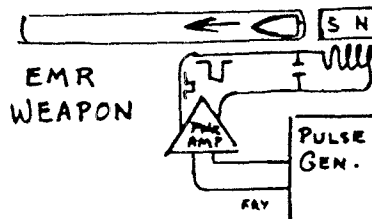
4015 Crown Point Drive, P-3
San Diego, CA 92109

For many years now there have been a number of ways to launch rockets and bullets without the usual cartridges and explosive powders. Aside from air and a vortex motion (Sling) there is one unique method that is almost never mentioned.

EMR or Electromagnetic Repulsion Devices actually use a pulsed magnetic field coil to launch projectiles. This method uses an antimagnetic action to send a non magnetic projectile to a target.

To attempt to put a unit together you can use a smooth bore tube with the repulsion coil at the end. Automatic feed capabilities would be fairly simple to add with some ingenuity. To use a material to make up the projectile, remember that the denser the material atomically, the greater the repulsive velocity. Velocities of around 80K ft per second are probably possible with some dense ceramic bullets. With the addition of slight grooves or veins they could be reasonably accurate.

To wind the coil, use the usual 14 to 16 oz magnet wire and wrap it around the plastic or non conductive coil. A Capacitor across the coil makes a resonant tuned circuit 'F' to match the energizing current firing pulse. The new 'over unity' light generators would easily power a smaller unit (+100/W/Lb.) A multi vibrator/FWR AMP could replace a bench test Gen/Amp in field use. The amp-gunn formulation of course, would determine the magnetic kick of the projectile. A diode may be needed to short the back EMF of the coils field collapse. The larger the current and faster the pulse, the faster the projectile will be kicked. Generators work on this principle and it is amazing the principle has not been expanded to other areas



Non Explosive Machine
gun Report # 300
From Fry -

4/6

Inventor Makes Fuel to Challenge Gasoline

Mark Gibson uses energy from the sun to make a new fuel that he says could stop our crude-oil habit, clean up air pollution, and lower the nation's trade deficit. A number of experts agree.

"If pilot-plant experiments show the fuel can compete economically, it can be mass-produced," says the Washington State inventor, whose STAR*FUEL burns with a clean white flame. "It could free us from our dependency on Middle East oil."

Where is the money needed to build such a pilot plant? "A decade-long glut of foreign oil quashed investment in new fuel processes," he says.

The method devised by Gibson and his father, engineer James O. Gibson, uses sunlight highly concentrated by a 14-foot reflective dish to liberate hydrogen from water. The hydrogen is then



HEATHER J. CONNELL

chemically bonded with carbon to produce hydrocarbon fuels. All gasoline used in the U. S. could be replaced by STAR*FUEL generated by reflective dishes covering a desert area 56 by 56 miles, says Gibson.

The U. S. Department of Energy, as well as Washington State's technical community, believes Gibson's concept warrants further study. He has received offers of technical support but—to date—no funding. The question is, even if the process works, will it be more economical than oil?



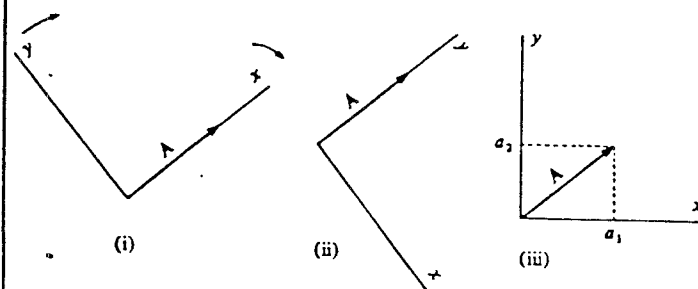
Free energy inventor Troy Reed demonstrates one of his devices.

Nearly one century ago, financier J.P. Morgan suddenly withdrew his financial support of the legendary Nikola Tesla, discoverer of the principles of alternating current. Some historians believe the move was made when Tesla offered to introduce a new, abundant, and clean source of energy that investigators now call free energy—something that could have threatened Morgan's vested interests.

The skeptical mind tends to get turned off when confronted with schemes of perpetual motion, which is what free energy implies, so I began to learn and re-learn some physics that hadn't been taught to me in textbooks and university classrooms. Much to my surprise, I found free energy to be a viable concept. Several outstanding theoretical physicists such as David Bohm, Harold Puthoff and John Wheeler have concluded that the fabric of time and space is filled with extraordinary amounts of this energy, but that we just haven't been able to tap it using conventional means. Systems engineers Thomas Bearden and Moray King have proposed plausible models and methods for tapping this energy source.

Several dozen inventors worldwide have tinkered with free energy and many are getting positive results in terms of taking more energy out of a device than goes into it by conventional

Gravity is a tensor field



A is a vector of unit length. To describe it we could invent a coordinate frame x, y and say (i) $A = (1, 0)$. If this frame of reference is rotated, (ii) $A = (0, 1)$. Intermediate orientations give intermediate number pairs, for example, (iii) (a_1, a_2) . In all cases, $a_1^2 + a_2^2 = 1$. The two components a_1, a_2 must retain this relationship under changes of reference frame, to preserve the unit length of **A**, so the components are not random numbers, but organized around this relationship. In three dimensions, three components (a_1, a_2, a_3) are needed: $a_1^2 + a_2^2 + a_3^2 = 1$.

Now consider two unit vectors **A** and **B**, and multiply all their components pairwise: a_1b_1, a_1b_2, a_1b_3 , etc. Give the symbol c_{11} to the pair a_1b_1, c_{32} to a_3b_2 , etc., and arrange all nine c s in a pattern as follows:

$$\begin{matrix} c_{11} & c_{12} & c_{13} \\ c_{12} & c_{22} & c_{23} \\ c_{31} & c_{32} & c_{33} \end{matrix}$$

This nine-component object **C** is called a dyad, and is really a conjunction of the two vectors **A** and **B**; one could write this as $C = AB$. As the reference frame is rotated, these components c_{11} , etc., change, but in a disciplined way that makes them more than just a matrix of numbers, for they must comply with the fact that *both* the lengths of **A** and **B**, as well as their relative orientation, remain fixed. Any matrix **C** (whether constructed from two vectors or not) that enjoys these special transformation properties is called a *tensor*.

P.C.W. DAVIES

by Brian O'Leary, Ph.D.

means. Promising methods are magnetic, electromagnetic, solid state, cold fusion and hybrid devices that are smartly configured to achieve over-unity efficiency. The implications are enormous: We could eliminate most of the pollution on Earth as free energy replaces oil, coal, nuclear power, transmission lines and internal combustion engines. Cost-effective, clean-running and appropriately scaled commercial units modeled from operating prototypes could soon be placed in homes, workplaces, and transportation systems.

As part of my research on a book for Avery Publishers, I am visiting several free energy inventors in the United States, Japan, India and New Zealand. The Japanese and Indian governments have already begun to fund top-level scientists and engineers to develop free energy. Regrettably, no such support is coming from the United States and European governments.

A public symposium on free energy will be held in Denver May 13-15, 1994, with leading inventors, scientists and engineers participating. For details, contact the Institute for New Energy at (801)583-6232. The forthcoming books, tentatively titled *Suppressed Inventions* and *Free Energy*, will be published in about a year.

TABLE I

FIELD PROPERTIES	ELECTROSTATIC FIELD E_s	$E_t = -\frac{dA}{dt}$ The electric field induced by a changing magnetic vector potential	$E_m = \nabla \times B$ The motionally induced electric field
1-Spatially distributed energy	$\frac{KE^2}{8\pi}$ ergs/cc	$\frac{KE^2}{8\pi}$ ergs/cc	No spatially distributed energy
2- $\oint E \cdot ds$	= 0 always	≠ 0 in general	≠ 0 in general
3-Curl E	= 0 always	$= -\frac{dB}{dt}$	$= \nabla \times (\nabla \times B) \neq 0$ in general
4- $\int_a^b \vec{E} \cdot d\vec{s}$	a constant always	Not a constant Dependent on the path of integration	In a perfectly uniform B the value of the integral between 2 points a and b will not be dependent on the path, will be independent of it, but in general this will not be true
5- $E = \frac{dV}{ds}$ Potential function	Yes	No	May or may not be a potential function
6-Behavior with respect to shielding	Can be readily shielded with conducting material	Can be shielded with sufficient thickness of shielding	Immune to shielding
7-Div. E	= $4\pi\rho$	= 0 always	= 0 always
8-Poisson's Fundamental law with respect to the interior of conductors	Obeeyed	Not obeyed	Not obeyed
9-In conductors carrying a current	Conductors always have a surface charge	Can drive a current without a potential drop along the wire	Can drive a current without a potential drop along the wire
10-Inverse square law	Yes	No	By special design yes in certain portions of field
11-Spatial nature of field	Continuous throughout space it occupies	Continuous throughout space it occupies	Only present at points where moving charges exist
12-Relation to charges in it	Charges within it produce a distortion of the field	Charges within it do not distort the field	Charges within it do not distort the field at all
13-Field Dependence	A primary field independent of all other fields	Dependent upon another field	Dependent upon another field
14-Functional dependence on velocity	Intensity of electrostatic field in any ref. frame is parabolic function of v/c		Intensity of motional electric field in any ref. frame is linear function of v/c

15. E. Geoffrey Cullwick, The Fundamentals of Electromagnetism, (Cambridge University Press, 1949)

-12-

Patented, Novel Energy Devices

A number of patents have been granted in recent decades for devices which often embody clean energy principles. The following is an incomplete list by inventor, patent number (usually U.S.) and title/description.

Robert Alexander	3,913,004	Super Power Engine
T. Townsend Brown	1,974,483	Electrostatic Motor
	2,949,550	Electrokinetic Apparatus
	3,018,394	Electrokinetic Transducer
	3,022,430	Electrokinetic Generator
	3,187,208	Electrokinetic Apparatus
	3,227,901	Electric Thrust Producing Device
	300 311 (British)	Method & Apparatus for Producing Force
Leonard W. Clover	4,025,807	Electromagnetic Motor
W.J. Coleman	3,071,705	Electrostatic Propulsion Means
Robert L. Cook	3,683,707	Propulsion System
A DeBroqueville	3,662,554	Electromagnetic Propulsion
DeRugieris	3,535,572	Alternator
	3,728,584	Electromechanical Energy Conversion Device
A.P. DeSeversky	3,130,945	Ionocraft
A. di Bella	3,404,854	Apparatus for Imparting Motion to a Body
J.F. Eastham	4,013,908	Electromagnetic Levitation
J.F. Engelberger	3,504,868	Space Propulsion System
Edwin Gray	3,890,548	E M S Motor
G.E. Hagen	3,120,363	Flying Apparatus
W.J. Hooper	3,810,971	All-Electric Motional Field Generator
	3,658,013	Apparatus for Generating Motional Field
Howard Johnson	4,154,431	Permanent Magnet Motor
J.F. King	3,322,374	Magnetohydrodynamic Propulsion
E.C. Okress	3,464,207	Quasi-Corona Aerodynamic Vehicle
W.A. Rice	3,108,058	Propulsion system.
H.H. Wallace	3,626,605	Method for Generating a Secondary Gravitational Force Field

You can obtain a copy of a United States patent by sending US \$.50 to the Patent and Trademark Office, the United States Department of Commerce, Washington, D.C., 20231. It is worthwhile to mark, "Attention: Patent Copy Sales". For a delivery of under one month's time, send US \$ 1.00 (per patent) money order, certified or cashier's check. Personal checks delay. Mark your order, "Special Handling".

on the other hand, that this concept of spatially distributed electric field energy, is not only not required for a satisfying understanding of phenomena where this field is involved, but it actually induces basic ambiguities and impossible conceptions.

Let us now examine the origin and basic nature of the motional electric field with its unusual property.

$\vec{E}_m = \vec{v} \times \vec{B}$ This vector field equation was derived by Lorentz from the empirical force formula of Biot and Savart. This is the electric field which is present in the moving wires constituting the armature coils of an electric generator. It causes an e.m.f. to exist in a conductor by virtue of motion across magnetic flux. Such induction is called a motionally induced e.m.f. or flux cutting q.m.f. As we shall see, this field has some of the most unusual and interesting properties conceivable. Page and Adams have emphasized one of these unique properties. They point out in the case of the generator with a rotating armature coil that this field, "exists only in the moving conductor," -- where moving electric charges are present -- "since no electric field is present in the observer's reference frame."²¹ Let us examine this aspect of the field more closely, for neither the electrostatic field nor the E_t field possess this property, for these fields can exist in an observer's reference frame, whether a conducting circuit, or conductor, or charge is at hand or not.

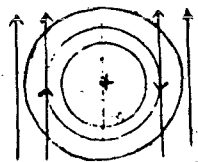
Three essential operational ingredients are necessary to bring this E_m field into existence: (1) A constant magnetic induction \vec{B} , (2) An elec-

²¹. Page and Adams, op. cit., p. 16.

trically charged particle $e^{22(3)}$ A relative velocity \vec{v} between the particle and the reference frame of the magnetic source producing \vec{B} . A deflecting force will act upon the particle wherever it moves across magnetic flux lines. As viewed from the reference frame of the particle this force ($\vec{v} \times \vec{B}$) has many aspects of a real electric field and in fact it is termed a motionally induced electric field having an intensity ($\vec{v} \times \vec{B}$) per unit charge. In the reference frame of the magnetic source giving rise to \vec{B} only a magnetic field is present. One observes that the moving charge is acted upon by a force which to all appearances is wholly magnetic in nature. Whether we think of it as a deflecting magnetic force or an electric field, it is obvious that it exists only at the points in space where moving charges, either free or in matter, are present, for stationary electric charges are unaffected. In a vacuum, or in space between moving electric charges, no E_m field or deflecting magnetic force exists. Hence it must necessarily have a spotty, or discontinuous nature. How can this be possible?

Let us proceed as Mason and Weaver have suggested by considering "a quantitative description of the individual behaviour of charges." Let a positively charged particle with mass m and charge e be projected into a vacuum chamber with uniform velocity \vec{v}_0 at right angles to the direction of uniform magnetic flux \vec{B} . The particle has initial kinetic energy $T = 1/2 m v_0^2$. By Ampere's Law the moving particle (or current element) is surrounded by a concentric distribution of magnetic flux.

²². The charged particle may be an electron in a piece of matter, or free as in a gas.



$$\vec{f} = e \vec{v}_0 \times \vec{B}$$

FIGURE 3

It will be acted upon by a mechanical deflecting force $\vec{f} = e \vec{v}_0 \times \vec{B}$.

It will also be readily seen that this force on the charged particle exists only when there is a magnetic field about the particle. The force is actually the force of lateral repulsion between two magnetic fields. Without the presence of both magnetic fields, no such force exists, hence the existence of \vec{f} requires the simultaneous presence of all three of its essential components, e , \vec{v} and \vec{B} . The actual action on the charged particle is magnetic in character, rather than electrical.

Let us next observe that the force \vec{f} always acts at right angles to both \vec{v} and \vec{B} . Since the displacement of the particle is always in a direction at right angles to the force, this force can do no work on the charged particle upon which it acts, and no energy is extracted from \vec{B} . This force, arising from the magnetic repulsion between two magnetic fields, one due to the moving particle, and the other due to the applied \vec{B} , acts like a circular deflecting constraint or baffle, which only changes the direction but not the magnitude of the velocity of the particle. The speed of the particle and hence its kinetic energy remain unchanged. It is well known that such a force will cause the particle to travel in a circular path, the radius of which is readily obtained by equating the force eBv_0 to the centrifugal force mv_0^2/r and solving for r , $r = mv_0/eB$. The particle is thus trapped by the magnetic field, which will hold it to a circular path until its original kinetic energy is dissipated by collisions with neighboring particles.

It is of particular importance to this discussion and is again repeated, that since the deflecting force is always at right angles to the relative velocity \vec{v}_0 of the particle and also to \vec{B} , no work is done on the particle by the deflecting force.

Whether the particle is confined within the boundaries of a wire or not, $(\vec{v} \times \vec{B})$ will always be at right angles to \vec{v} and to \vec{B} . For clarification let us suppose the particle is enclosed within a frictionless tube the axis of which is at right angles to \vec{v}_0 and to \vec{B} . We further impose the condition that the velocity \vec{v}_0 of the tube be kept constant in magnitude and direction. Let us examine the behavior of the particle within it. As the tube moves forward, the particle is prevented from moving in a circular path by the walls of the tube, but it can and will begin to move along the axis of the tube under the deflecting action of the magnetic field. To maintain the original forward component of its velocity \vec{v}_0 constant, the external agency moving the tube will have to supply the particle with additional kinetic energy in this direction.

As the particle acquires a velocity component v_t along the axis of the tube, the resultant force $\vec{v} \times \vec{B}$ acquires two components, one along the tube, which will be constant $(\vec{v}_0 \times \vec{B})$, and one at right angles to the tube $(\vec{v}_t \times \vec{B})$, opposing the forward motion, (Lenz's Law). We thus see that the additional kinetic energy imparted to the charged particle moving down the tube is transmitted to the particle directly by the external force moving the tube. This kinetic energy is continuously channeled along the tube by the deflecting action of the magnetic induction \vec{B} interacting with the magnetic field formed around the moving charged particle and the constraint of the tube itself.

15

NEW HORIZONS
IN
ELECTRIC, MAGNETIC AND
GRAVITATIONAL FIELD THEORY

by

W. J. Hooper

B.A., M.A., Ph.D.

(University of California, Berkley)

President & Director of Research
Electrodynamic Gravity, Inc.

Professor of Physics, Emeritus
Principia College

(Died FEB., 1971)

© Copyright 1974

Electrodynamic Gravity, Inc.

34 W. Tallmadge Ave

Akron, OH 44310

LAST KNOWN: P.O. Box 1976
FEB., 1971 SARASOTA, FLORIDA

will at first prove to be an unsocial virtue," he nevertheless predicts that
"In this self-conscious search for phenomena which increase the number
of operationally independent concepts, we may expect to find a powerful
systematic method directing the discovery of new and essentially important
physical facts."¹⁴

The writer has classified operationally the three most prominent
electric and the three most prominent magnetic fields which we find in nature.
They are as follows:

Fundamental Electric and Magnetic Fields
(m.k.s. units)

- | | |
|--------------------|--|
| Electric
Fields | 1. $\vec{E}_C = \frac{Q\vec{r}}{4\pi\epsilon_0 r^3}$ The electrostatic or Coulomb field arising from the presence of charges. |
| | 2. $\vec{E}_m = \vec{v} \times \vec{B}_s$ The motional electric field which acts on charges travelling with velocity \vec{v} across a magnetic induction \vec{B}_s . This field is produced by flux cutting and should not be confused with \vec{E}_t arising from flux linking. |
| | 3. $\text{Curl } \vec{E}_t = - \frac{\partial \vec{B}}{\partial t}$ The electric field E_t in this formula arises from flux linking, or transformer electro-magnetic induction discovered by Henry and Faraday. In this field \vec{B} changes intrinsically with time. \vec{A} is the magnetic vector potential.
or $\vec{E}_t = - \frac{\partial \vec{A}}{\partial t}$ |
| Magnetic
Fields | 4. $\text{Curl } \vec{H}_s = \vec{J}$ This magnetostatic field \vec{H}_s arising from a conductive current density \vec{J} within a conducting medium was first discovered by Oerstad. |
| | 5. $\vec{H}_m = -\vec{v} \times \vec{D}_C$ The motional magnetic field arising from relative velocity \vec{v} with respect to electric charges producing the electric induction \vec{D}_C |
| | 6. $\text{Curl } \vec{H}_R = \frac{\partial \vec{D}_C}{\partial t}$ The magnetic field \vec{H}_R surrounding a changing electric induction called a displacement current. This magnetic field plays a prominent part in the production of electromagnetic radiation. It was first theoretically predicted by Clerk Maxwell. |

14. Ibid., p. 224.

The modulus operandi of $\vec{v} \times \vec{B}$ is thus seen to be wholly magnetic in character. The conception of this force, when viewed from the standpoint of an observer at rest in the reference frame which is travelling with velocity \vec{v}_0 , as being an electric field similar in character to that of an electrostatic field is therefore an artificial figment of the imagination which instead of clarifying the understanding of motional electromagnetic induction, often befogs it. The concept of $\vec{v} \times \vec{B}$ as an electric field is a convenient mathematical construct, however, for computing induced emf's, but the actual nature of the phenomenon with which one is dealing must be kept clearly in mind to avoid mistakes. The electromotive force induced between the terminals of a short straight linear conductor of length \vec{l} moving with relative velocity \vec{v} across a magnetic induction \vec{B} is given by the formula:

$$E = \vec{v} \times \vec{B} \cdot \vec{l} \quad (2)$$

whereas that induced in a closed circuit is given by:

$$E = \oint \vec{v} \times \vec{B} \cdot d\vec{l} \quad (3)$$

and is often difficult to evaluate. In these formulae the term $\vec{v} \times \vec{B}$ represents the direction and magnitude of the fictitious electric field intensity E_m . The energy associated with this field is directly imparted to the charged particles by a mechanical prime mover which produces the relative velocity instead of by an actual electric field.

An important point in the foregoing analysis is that it serves to illustrate the fact that since the E_m field is by its intrinsic nature only the repulsive force between two magnetic sources, that of \vec{B} and that of the moving charge, it cannot exist except at those points where electric charges with magnetic fields

about them exist. The E_m field is only at those points where a magnetic field exists that can interact repulsively with the magnetic induction \vec{B} .

Therefore, it is evident that there can be no continuous spatial distribution of E_m electric field energy as there is in the case of the E_s or the E_t fields. Since no electric E_m field exists in a space without charges, there can be no E_m field energy in a vacuum or in free space such as can exist with an electrostatic field. We need to remember this fact when we think of the E_m field phenomenon from the standpoint of a moving magnetic flux acting on a stationary electric charge. A single phenomenon when viewed from two different reference frames can appear to be fundamentally different, but such relative viewing does not alter the fundamentally basic cause giving rise to it. Since the real basic nature of the $\vec{v} \times \vec{B}$ phenomenon has not hitherto been exposed in detail and hence is to a large extent currently taught and believed to be of an electrostatic nature by theoretical physicists, it will be worth our while to go into some of the subtle aspects it presents when it is so conceived.

Let us consider the popular view of this phenomenon as presented by most interpreters of relativity theory. The Special Theory of Relativity as applied to electrodynamics states that if we have a uniform electric field of intensity \vec{E} , due to charges, and a uniform magnetic induction \vec{B} , due to magnets, both at rest in a reference frame S , then in frame S' moving with uniform velocity \vec{v} with respect to S an observer will find an electric intensity \vec{E}' , and a magnetic induction \vec{B}' given in vector notation in absolute gaussian (c.g.s.) units by: (see following page)

52

$$\vec{E}' = \gamma \left(\vec{E} - (1/c) \vec{v} \times \vec{B} \right) \quad \text{-----} \quad (4)$$

$$\vec{B}' = \gamma \left(\vec{B} - (1/c) \vec{v} \times \vec{E} \right) \quad \text{-----} \quad (5)$$

where $\gamma = 1/\sqrt{1-(v/c)^2}$ and $c = 3 \times 10^{10}$ cm/sec.

The current confusion among physicists is that many interpret relativity theory as showing that $\gamma \vec{v} \times \vec{B}/c$ is an electric field, identical in nature to an electrostatic field. The reader will note that \vec{E}' is the vector sum of two electric intensities, $\gamma \vec{E}$, which is an electrostatic field, and $\gamma (\vec{v} \times \vec{B})/c$. Added in this manner, many physicists have tacitly assumed that \vec{E}' and $\gamma (\vec{v} \times \vec{B})/c$ must likewise be interpreted as electrostatic in nature. Jeans, however, points out that nothing in the postulates of the Special Theory require such an interpretation. He states, "the...equations...may be taken merely as expressing relations between quantities as measured by one observer S and another S' moving with a velocity v relative to S." ²³ Cullwick states, "It is an attribute of the relativity equations, that they do not claim to include any physical interpretation of the phenomena." ²⁴ Smythe states that the forces represented by the added terms "...differ from electrostatic forces. One might call these additional forces electrokinetic forces, but as we shall see, they are identical with those we have already called magnetic forces." ²⁵

Winch in his excellent text states, "Notice that $(\vec{v} \times \vec{B})$ is not an electrostatic electric field intensity for it is not due to a distribution of charges. We have shown that the line integral of electrostatic field intensity

23. J.H. Jeans, The Mathematical Theory of Electricity and Magnetism, p. 606 (Cambridge University Press, 1923).

24. Cullwick, op. cit., p. 119.

25. William R. Smythe, Static and Dynamic Electricity, p. 488 (McGraw Hill Book Co., 1939).

around any closed path is always zero and there is no exception in this case, i.e., the electrostatic field intensity set up by the displaced charges integrates to zero around any closed path. $(\vec{v} \times \vec{B})$ is due to the motion of the conductor in the magnetic field, and an external agency is feeding energy into the system, and a net amount of work is done by a charge in moving completely around the circuit. Notice also the $(\vec{v} \times \vec{B})$ does not exist in the absence of moving charges, --because it is the magnetic force on the charges moving with the wire which sets up the electric field intensity." ²⁶

Notwithstanding such pronouncements, the writer has discussed the subject with many exponents of relativity theory who are quite insistent that all the terms in equation (4) must be considered as identical to, and indistinguishable from, an electrostatic field. A personal letter from a colleague at our National Bureau of Standards also takes this position, as well as several Nobel Laureates with whom he has consulted. And this stand is taken admittedly by these physicists without a single iota of direct experimental evidence with which to support it!

During the early stages of the work on this project, I called on several Nobel Laureates to discuss the worthwhileness of this endeavor, one of whom was the distinguished physicist and authority in the field of electrodynamics, Enrico Fermi, who had delivered a lecture at the 1944 Public Affairs Conference at Principia College. Among the questions asked, two will be of interest to the reader. (1) "If it were ever discovered that the

26. Ralph P. Vinch, Electricity and Magnetism, p. 536 (Prentice Hall Inc., 1955).

motional electric field $\vec{v} \times \vec{B}/c$ was unique and not identical to, and indistinguishable from, an electrostatic field, would this discovery be of any great value to our scientific knowledge?" His answer in substance was: It would indeed be of very great significance and consequence. (2) "To your knowledge, do you know of the existence of any direct experimental evidence which confirms the belief that the motional electric field and the electrostatic field are identical in nature?" After considerable thought, his reply was, "Come to think of it, I can recall of no such existent evidence."

It will now be shown that the relativity equations themselves provide a means for obtaining a fuller understanding of the physical nature of the terms they contain. It is important to observe mathematically that in the general case every term of both of these equations (4) and (5) is a function of β where $\beta = \frac{v}{c}$. By a binomial expansion it can be readily shown that:

$$\gamma = (1 + \frac{1}{2}\beta^2 + \frac{3}{8}\beta^4 + \dots) \quad (6)$$

substitution in the two right hand terms of equation (4) yields

$$\vec{E}'_s = \gamma \vec{E} = (1 + \frac{1}{2}\beta^2) \vec{E} \quad (7)$$

$$\vec{E}'_m = \gamma \left(\frac{\vec{v} \times \vec{B}}{c} \right) = (1 + \frac{1}{2}\beta^2) \left(\frac{\vec{v} \times \vec{B}}{c} \right) = \beta B \vec{n} \quad (8)$$

where \vec{v} and \vec{B} are taken at right angles to each other and \vec{n} is a unit vector at right angles to both \vec{v} and \vec{B} and terms of higher degree than β^2 have been dropped.

Equations (7) and (8) represent respectively the electrostatic, and the motional electric, field components of the resultant electric intensity E' in the reference frame S' moving with uniform relative velocity \vec{v} with respect to S . If now \vec{E} and \vec{B} in reference frame S are adjusted so that they

are both perpendicular to \vec{v} and to each other and their intensities fixed at constant values such that:

$$E'_s - E'_m = 0$$

then these two electric field intensities will be equal in magnitude and opposite in direction.²⁷

A stationary electron in S' will therefore experience no force acting upon it because the resultant electric intensity in this frame is zero. Most relativitists claim that under this situation there will be complete cancellation of electric fields. It will be observed that \vec{E}'_s and \vec{E}'_m are parabolic and linear functions of β respectively. It will at once be evident that although \vec{E}'_s and \vec{E}'_m can be made equal to each other in magnitude and opposite in direction for any one reference frame S' , moving with an assigned value of \vec{v} and a fixed proper adjustment of \vec{E} and \vec{B} in frame S , such that $v = cE/B$, nevertheless such equality of \vec{E}'_s and \vec{E}'_m would be possible for only two frames at the most, for a straight line can cut a parabola in not more than two points. It is thus self-evident that in the general case it would not be possible to make these two oppositely directed fields continuously equal in more than two possible reference frames at the most, by assigning fixed values to \vec{E} and \vec{B} in S . This is a clear cut case of the simple super-

27. Two large, similar, rectangular, parallel, and vertical plates separated by a distance d could be oppositely charged and electrically isolated in s . Above and below the air space between the condenser plates two large circular horizontal Helmholtz coils could next be fastened so that when connected in series a constant current through them would produce a uniform vertical magnetic induction B in the space between the condenser plates. Let S' be a frame of reference moving horizontally through this space with velocity V at right angles to both \vec{E} and \vec{B} .

-position of two distinct types of fields. If the \vec{E}_m term represented an electric field which is identical to and indistinguishable from an electrostatic field, then it would have to behave like one, which would require that it vary parabolically with β instead of linearly. How could there be complete cancellation of fields in a particular frame if there is a real difference in their intensities manifest in the reference frames having both greater and lesser velocities than this particular frame? Surely such a situation calls for fields which are distinct and unique, balanced against each other with a zero resultant in one (or possibly two) particular frames, but not in neighboring frames of reference.

The $\vec{v} \times \vec{B}$ term most nearly simulates the characteristics of an electrostatic field when it is isolated by itself, without the presence of a resultant magnetic induction! It is this case which has been mostly responsible for the popular belief that the two fields are identical in nature. To simplify the picture, let us first assume a vertical uniform magnetic induction \vec{B} in frame S and no electrostatic field present. In the reference frame S' , moving with uniform horizontal velocity \vec{v} , with respect to S , an observer will discover a horizontal electric field, $(\vec{v} \times \vec{B})/c$ and a vertical magnetic induction $B' = \vec{B}$, (assuming velocities small with respect to c) the path of a free electrified particle in frame S' under the action of the two fields which are at right angles to each other will be that of a cycloid traced on a horizontal plane. The path of the particle as seen in frame S would be circular, as previously shown. This motion projected on frame S' moving with velocity \vec{v} , is that of a point on the circumference of a circle rolling in a horizontal

plane along a line in the direction of $-\vec{v}$. If we now superimpose a uniform magnetic induction \vec{B}'' equal in magnitude and opposite in direction to \vec{B}' , in frame S' , then in this frame we will have only the isolated electric field $\vec{v} \times \vec{B}/c$, with the resultant vertical magnetic induction of zero intensity. Now this electric field very greatly simulates that of an electrostatic field, and it is readily understandable that many physicists have so interpreted it. The path of the particle in this field is now rectilinearly in the direction of $\vec{v} \times \vec{B}/c$ in S' , and parabolic as seen from S . Furthermore, since the curl and divergence of $\vec{v} \times \vec{B}/c$ in S' are both zero, as they are in the case of a uniform electrostatic field, mathematicians can call upon what is known as the identity theorem as a proof that the \vec{E}_m field is identical to and indistinguishable from an electrostatic field. This proof amounts to nothing more than saying that the dynamic behavior of a charged particle will be the same in both fields. In the following chapters we will show experimentally that this is not always true. Also analysis shows that a prime mover is required for moving the source of B'' and supplies energy to the particle continuously.

Let us again analyze this case carefully because of its great importance. Kinetic energy is imparted to a free charged particle and gives it a velocity v_0 with respect to frame S . At the commencement of its motion the particle is at rest in frame S' , which is moving with the same velocity. It appears to an observer in this frame that the particle starts from rest and begins to move in the direction of $(\vec{v}_0 \times \vec{B})/c$. If the magnetic induction in S' is only that due to \vec{B}' , then its motion \vec{v}' with respect to S' will produce

(5)

a new deflecting intensity $\vec{v}' \times \vec{B}'/c$ in frame S' in the direction of $-\vec{v}_0$.

If, however, the equal and opposite magnetic induction \vec{B}'' is introduced in this frame, the effect would be to produce another deflecting intensity $\vec{v}' \times \vec{B}''/c$ which would be equal and opposite in direction to the intensity $\vec{v}' \times \vec{B}'/c$. At this point one needs to think carefully. The deflecting intensity $\vec{v}' \times \vec{B}'/c$ in S' directed against the forward motion of the particle arises by virtue of Lenz's law. The force on the particle due to this intensity will act continuously as long as the particle moves at right angles to \vec{v}_0 . To enable the particle to maintain constantly its original forward velocity \vec{v}_0 , the kinetic energy which is being channeled at right angles to \vec{v}_0 must be continuously replaced. To do this, work must be done continuously upon the magnet giving rise to \vec{B}'' in S' , because the action of \vec{B}'' on the particle is to assist its forward motion with respect to S in exactly the same amount that $\vec{v}' \times \vec{B}'/c$ depresses it. Two magnets are involved in this action. (1) The magnet giving rise to \vec{B}' in S' and which is at rest in S . (2) The magnet giving rise to \vec{B}'' in S' and which must be continuously supplied with energy from a prime mover.

The particle can thus be made to travel rectilinearly in S' , in the direction of $(\vec{v}_0 \times \vec{B})/c$ provided energy is continuously given to it via the role played by \vec{B}'' . This is the situation which appears on first inspection to be exactly like an electrostatic field. A free electron originally at rest in S' will be accelerated rectilinearly in S' at right angles to \vec{v}_0 . The electron is seemingly without contact with any material body, hence the electric field $(\vec{v}_0 \times \vec{B})/c$ appears to be the only source of its steadily

accumulating kinetic energy. The energy would appear to have come from a spatial distribution also as in the electrostatic case, since $(\vec{v}_0 \times \vec{B})/c$ is the only electric field present in S' , and the resultant magnetic induction is zero. This appearance is exceedingly deceptive and is the basis of the current false assumption with respect to the motional electric field. No prime mover is required in the electrostatic case! The energy in this case comes from the field itself.

In the first place, we must remember that an electric field of the type $(\vec{v} \times \vec{B})/c$ cannot of itself impart energy to the electron because its line of action is always normal to the velocity of the electron with respect to S , and to the direction of \vec{B} . We will remember in one of our previous discussions, that this deflecting intensity was shown to channel the kinetic energy of the particle down a tube, without itself imparting energy. The function of the tube actuated by a prime mover was to continuously supply to the particle the energy to so channel and prevent the particle from taking up a circular path in S or a cycloidal path in S' . We now discover that the superposition of a magnetic induction \vec{B}'' in S' accomplishes the same thing that the tube did. But this accomplishment can only be achieved by feeding energy to the particle continuously in the forward direction as the tube did and this is done by a prime mover acting on the magnet giving rise to \vec{B}'' . This magnetic induction \vec{B}'' interacts with the magnetic field around the charged particle so as to continuously push the particle in the forward direction \vec{v}_0 , thus replacing continuously the kinetic energy channeled at right angles by $(\vec{v}_0 \times \vec{B})/c$ and thus keeping the velocity of the particle in

this forward direction constant, thereby making its path in S' one that is wholly at right angles to \vec{v}_0 . A prime mover gives kinetic energy to a magnet, and its magnetic field pushes on the magnetic field around the particle, and thus does work continuously, which in frame S' appears as increasing kinetic energy of the rectilinear motion of the charged particle. No magnetic field energy is used up in this transfer of energy to the particle. The magnetic field of the magnet is a physical part of the magnet which pushes against the magnetic particle with exactly the same force that the tube did in our earlier description. It performs the same function as that of the tube. There is no real electric field involved in this picture except that around the charged particle, which when moving (by Ampere's Law) gives rise to the magnetic field around it. Thus the whole action of an isolated $(\vec{v} \times \vec{B})/c$ field on a charged particle, instead of being electrostatic has a description which is essentially the direct transfer of mechanical kinetic energy from prime movers to the particle. No spatially distributed motional electric field energy enters the picture of this field. The uniform and relative motion of two magnets with equal and oppositely directed fields and the presence of an electric charge released with kinetic energy from its position of rest in the reference frame of one of the magnets produces a combination of pushing and deflecting magnetic forces which causes the particle to behave as though it were in an electrostatic field. This should not surprise us. What should surprise us is that physicists should have assumed, without direct experimental evidence, that these combined magnetic forces could be identical to and indistinguishable from an electrostatic field. A monkey and a man are two distinctly different

agencies (we hope)! They can, however, exert identical forces on one and the same object, and if oppositely directed hold the object in equilibrium. But surely no one will use such an argument as evidence to prove that a monkey is a man, or that a man is a monkey! Such, however, appear to be the nature of some of the arguments that $(\vec{v} \times \vec{B})/c$ is intrinsically electrostatic. Cajori states: "The unscientific physical speculations of Aristotle held the world bound within their grasp for two thousand years; the unfortunate copuscular theory of Newton controlled scientific thought for over a century."²⁸

It has taken over a century to pierce the fog created by the assumption of one and only one electric field by Maxwell. This assumption having served him well in formulating his beautiful electromagnetic equations, nevertheless became a prejudice, and interfered, more or less, with clear-sighted judgment.

28. Florian Cajori, A History of Physics, p. 101 (Macmillan Co., 1922)

57

Chapter 2

The Electromagnetic Force Equation

The three outstanding electric field intensities when added together vectorially, constitute what has been termed the electromagnetic force equation: (in kms units)

$$\begin{aligned}\bar{E} &= \bar{E}_C + \bar{E}_m + \bar{E}_t \\ &= \frac{Q_1 \bar{r}}{4\pi\epsilon r^3} + (\bar{B} \times \bar{V}) - \frac{\partial \bar{A}}{\partial t} \text{----- (9)}^{29}\end{aligned}$$

In their, A New Electrodynamics, Moon and Spencer derive a new formulation for this equation based entirely on the force between two charged particles Q_1 and Q_2 .³⁰ These authors show that all possible electric intensities that can be exerted by charge Q_1 and Q_2 due to (a) constant Q_1 , no relative motion, (b) constant Q_1 , uniform relative velocity, and (c) constant Q_1 , accelerated motion, when added become respectively:

$$\begin{aligned}\bar{E} &= \bar{E}_C + \bar{E}_m + \bar{E}_t \\ &= \frac{F}{Q_2} = \frac{Q_1 \bar{r}}{4\pi\epsilon r^3} + \bar{a}_r \frac{Q_1}{4\pi\epsilon r^2} \left(\frac{v}{c} \right)^2 \left[1 - \frac{3}{2} \cos^2 \theta \right] - \bar{a}_a \frac{Q_1}{4\pi\epsilon c^2 r} \frac{dv}{dt} \text{--- (10)}\end{aligned}$$

Note that the Coulomb intensity \bar{E}_C is the same in (9) and (10). The motional intensity \bar{E}_m and the transformer intensity \bar{E}_t differ in form but represent in each of the two equations the same identical accelerating agencies.

29. Cullwick, op. cit., p. 287.

30. Moon and Spencer, op. cit., p. 369.

The outstanding difference between the two equations is that with (10), one can calculate electric intensities without having to entertain any field concepts, electric or magnetic! The authors claim considerable advantages for their formulation (10) over that of (9), and show five examples, each of which involves difficulties and incorrect answers if the classical Maxwell equations are employed indiscriminately, but which find correct answers in every instance with their formulation (10).³¹ What they do not point out is that when the terms of (9) are applied in the same discriminating manner with respect to the operational aspects of the problems, as was (10), the ambiguities disappear and correct answers are forthcoming.

The Principle of Superposition as applied to fields, states that when several fields are superimposed on one another, each will act as though the others were absent. The simple addition of the separate terms in both (9) and (10), tacitly implies that this principle holds true in all cases. This tacit assumption in turn stems from the assumption that there is but one electric field, and each of the three terms being of this one nature, can be superimposed and added vectorially. If there was but one electric field in nature, then one would have to admit that the simple addition of these terms is scientifically correct. If, however, we have several unique electric fields in nature, each with its own unique physical properties, then the Principle of Superposition as applied to these fields is open to question. To illustrate this point, let

31. P. Moon and D.E. Spencer, "On Electromagnetic Induction," Journal of Franklin Institute, Vol. 260, p. 213 (1955).

us consider a case where we have only the two uniform E_C and E_m fields present, superimposed so as to be equal in intensity, parallel, and oppositely directed. Equations (9) and (10) then reduce to :

$$\vec{E} = \vec{E}_C - \vec{E}_m = 0 \quad \text{----- (11)}$$

It becomes obvious at once that if there is but one electric field in nature, then the resultant field is zero. If, however, each of these fields is unique, and a physical experiment can be so arranged as to permit only one to act, while the action of the other is restricted, (due to their unique properties) then, in this case, the resultant field will not be zero as required by equation (11). If then we can arrange such a unique experiment which will pit these two agencies E_C and E_m against each other equally, we will have a critical means whereby experiment alone, not assumption nor dogma, will give us a clear cut answer to the question of fields, and the application of the Principle of Superposition. It becomes obvious that nature alone can give us the answer to the questions we have raised. If in such an experiment the equation (11) is unambiguously not zero, i.e., if one field can be made to act alone, in the presence of the other, then this experiment will prove experimentally the spatial existence of unique electric fields, one of which is unique by virtue of electromagnetic properties not possessed by the other.

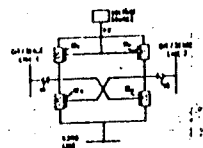
In the next chapter we will describe in detail experiments which answer the questions we have raised.

OCTOBER 5, 1971

ELECTRICAL

818

cells to form diodes in the drain or source regions of at least one of the IETS in the wafer, thus reducing the number of IETS in the cell and substantially reducing the area occupied by each cell. Three embodiments are disclosed, all using



cells as the input/output components of the cells and, in addition, use more than one diode in the lead, giving an expansion and

HOOPER GENERATOR

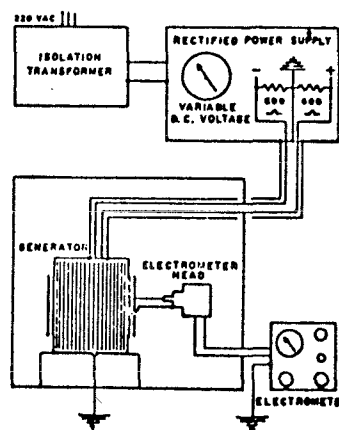
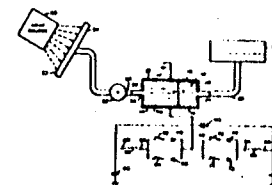


Figure 1

Diagram of circuitry employed for generating and measuring the motional electric field.

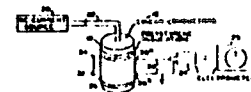
describing a connecting means between outer and inner electrodes. The outer plates are formed as a sandwich unit by being magnetically joined together through the inner electrode. The

3,610,970
ENERGY CONVERTER
Selby M. Shinner, Baltimore, Md., assignor to Westinghouse Electric Corporation, Pittsburgh, Pa.
Filed July 15, 1967, Ser. No. 654,243
Int. Cl. H02B
U.S. Cl. 310-10 3 Claims



The invention relates to an energy converter in which electrical energy output is extracted from elements exhibiting a capacitance change in response to input energy. More particularly, the invention is directed to an energy converter in which the material between the capacitor electrodes is modified by physical movement of the material between the capacitor electrodes to modify the capacitance.

3,610,971
ALL-ELECTRIC MOTIONAL ELECTRIC FIELD GENERATION
William J. Hooper, Norwalk, Conn., assignor to Electrodynamics Gravity, Inc.
Filed Apr. 15, 1969, Ser. No. 816,346
Int. Cl. H02G 1/00
U.S. Cl. 310-10 5 Claims



This invention relates to an all-electric generator yielding a motional electric field in the space surrounding the device, but requiring no mechanical movements of its parts in generating this field. The theory underlying the production of such a field postulates that each moving electron constituting the current in a linear conductor carries with it a loop of magnetic field energy about it.

3,610,972
LINEAR INDUCTION MOTOR
Paul A. Gilmer, La Touche, France, assignor to Merite Gerin, Suresne, France
Filed Aug. 16, 1968, Ser. No. 755,237
Int. Cl. H02G 1/00
U.S. Cl. 360-13 7 Claims

Linear induction motor having a fixed elongated structure disposed along a linear path and cooperating with a movable

6/5

WHY ISN'T THIS UNIT BEING BUILT? *RLC*

United States Patent

Alexander 3,913,004

Oct. 14, 1975

METHOD AND APPARATUS FOR INCREASING ELECTRICAL POWER

Inventor: Robert W. Alexander, Pasadena, Calif.

Assigned: Alex, Pasadena, Calif.

Filed Nov. 18, 1974

Appl No: 524,556

[57]

ABSTRACT

A form of rotating machine arranged in such a way as to convert a substantially constant input voltage into a substantially constant output voltage, involving generally a rotor that revolves at substantially constant speed within a stator and which comprises a transformer core subjected to and having a primary motor-transformer winding and a secondary transformer-generator winding, whereby transformed and generated power are synchronously combined as increased output power.

27 Claims, 3 Drawing Figures

FIG. 1 is a diagrammatic schematic view of the dynamo-electric converter components comprising the present invention;

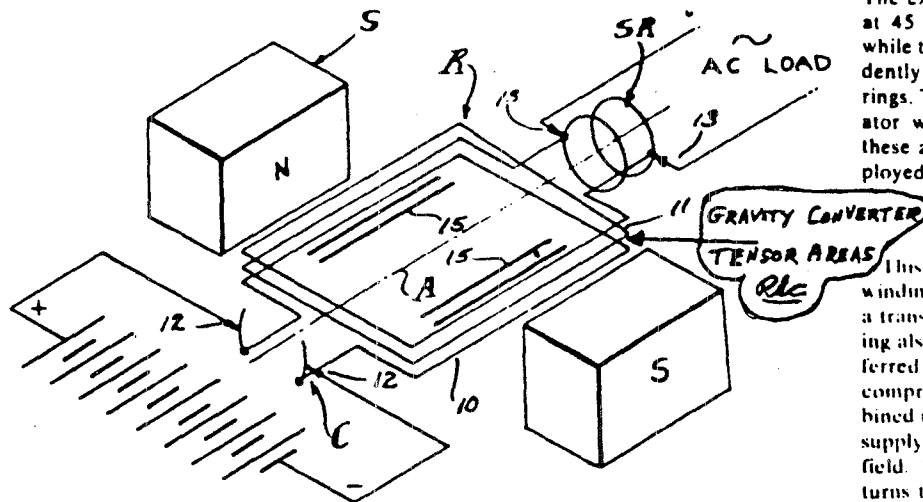
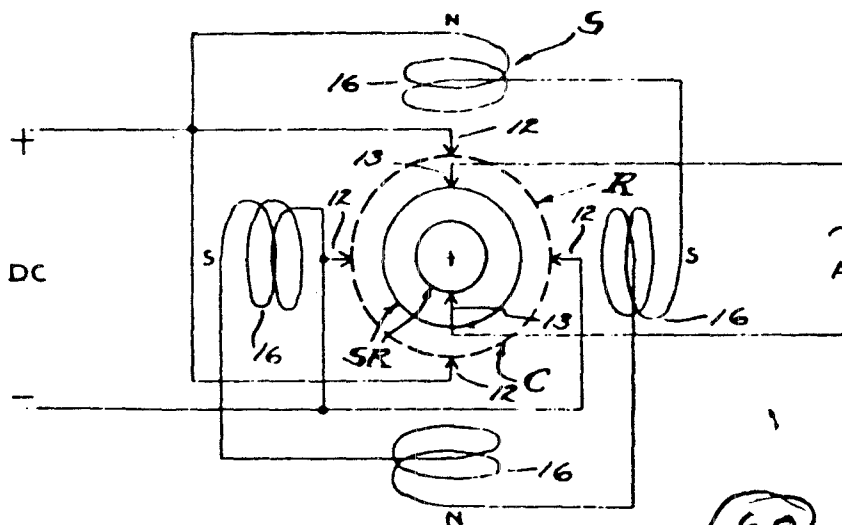


FIG. 2 is a diagram of a typical commutator brush, slip ring brush and field pole arrangement that is utilized.



In practice, the primary D.C. motor windings are of fewer turns in the rotor slots than the secondary A.C. generator windings. For example the primary motor windings 10 are flat wound between north to south poles of the field while the secondary generator windings are flat wound in the same or common slots of the rotor armature. In a typical unit having a four brush commutator with 20 bars and having a 20 slot armature, the primary windings 10 are comprised of a number of turns of conductor to efficiently draw 48 volts D.C. at 25 amperes or 1200 Watts to rotate at 1750 RPM; while the secondary windings 11 are comprised of a number of turns of conductor to efficiently deliver 60 cycle (by transforming and generating) 110 volts A.C. at 32 amperes or 3520 Watts, the volt meter used to read these values upon an actual reduction to practice being calibrated to read the root-mean-square (rms) value of the pure sine wave, which is 70.7% of the peak voltage.

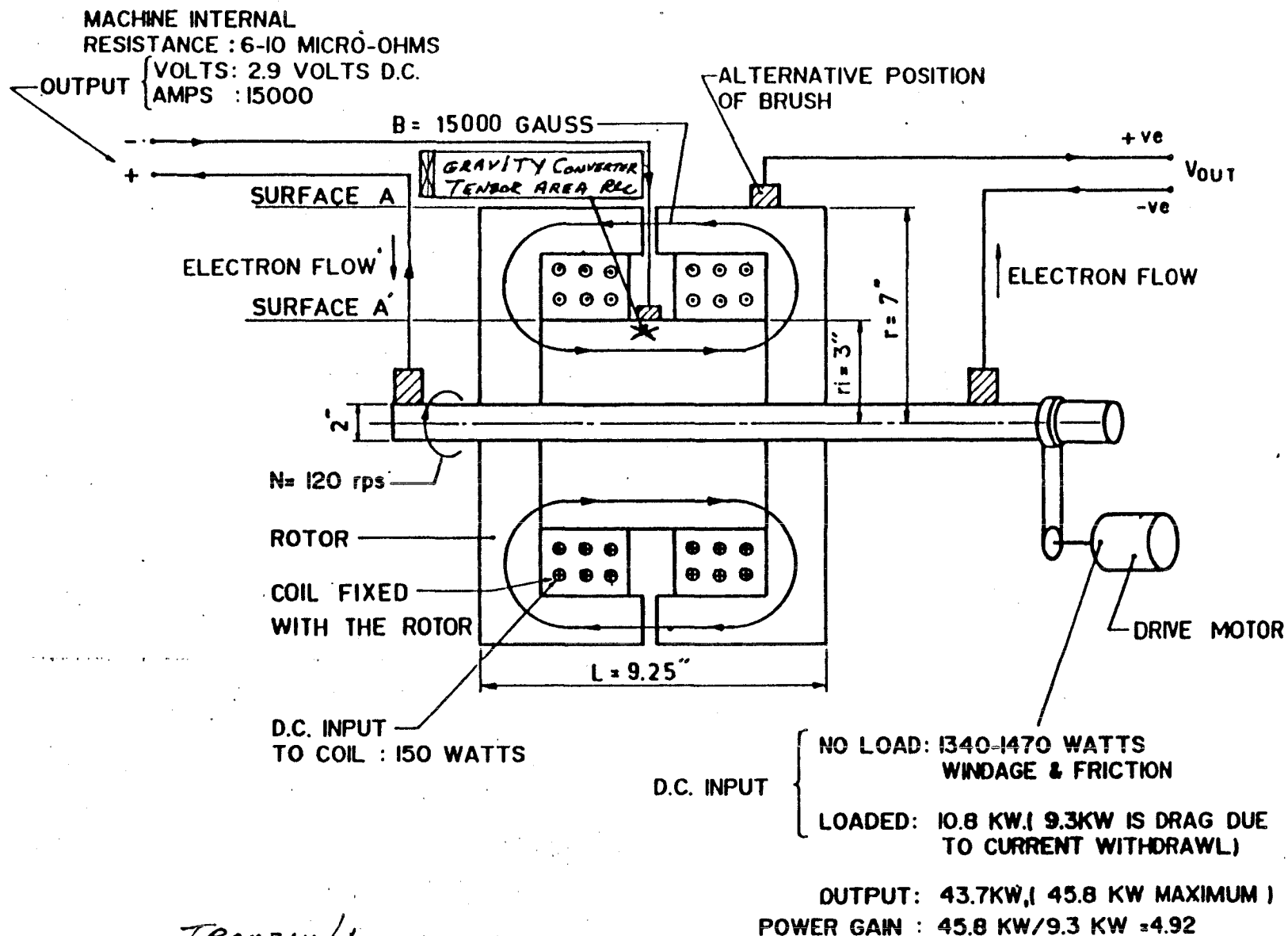
The reduction to practice hereinabove referred to as a "typical unit" was constructed of a machine originally designed as a self exciting 60 cycle 110 volt 2.5 KVA generator to be shaft driven by a separate prime mover. Firstly, the said prime mover was eliminated. The exciter windings were intended to excite the field at 45 volts D.C. delivered through the commutator, while the generator windings were intended to independently deliver 110-120 volts A.C. through the slip rings. The winding ratio between the exciter and generator windings was approximately one to three, and these are the values which determined the values employed in the present reduction to practice.

SUMMARY OF INVENTION

This method involves the placement of a primary winding in a field to both motor the same and to have a transformer effect with respect to a secondary winding also in a field to have a generator effect. In its preferred embodiment, this dynamo-electric converter is comprised of primary and secondary windings combined in a rotor commutated to alternate a D.C. energy supply in and thereby motivate the rotor within a stator field. The primary winding is advantageously of fewer turns than the secondary and by means of electromotive force drives the secondary windings of more turns to cut the magnetic lines of force for the generation of electrical energy at a higher voltage level than the D.C. supply. This D.C. operated motor is shunt wound with the stator field poles fully energized by the D.C. energy supply, or is provided with permanent magnet field poles, to efficiently motivate the rotor and efficiently generate electrical energy in the secondary windings. The A.C. output of the secondary windings is inherently synchronized with the transformer function of the primary windings combined in the common slots of the single rotor, and by adding the transformer and generator voltages and amperages the wattage is correspondingly increased at the output.

nously imposed upon the windings 11, and all to the end that the two alternating currents are complementary and one added to the other. It will be observed that the output wattage is approximately triple the input wattage, by virtue of the synchronous superimposing of transformed input voltage and generated voltage while utilizing the former to operate the rotor in order to generate the latter. A feature of this invention is the separation of the primary and secondary circuits and the consequent isolation of the inverted input D.C. from the outlet A.C. and the utilization of input energy commensurate with output load according to amperage required for the operations to which this DFC machine is applied.

60



TROMBLY/KAHN

N-GENERATOR
FIGURE- 1A

((THE CLASSICAL ELECTROMAGNETIC FIELD))

L. EYGES (DOVER)

2.2 COULOMB'S LAW AND SUPERPOSITION

There are two fundamental laws of electrostatics. The first is Coulomb's law, which describes the force between two point charges; the second is the law of superposition, which extends this to more than two charges.

For Coulomb's law, consider two point charges of magnitudes q and q' , a distance r apart. Then the law states that the strength F of the force between them is

$$F = C \frac{qq'}{r^2},$$

where C is a constant of proportionality that depends on the system of units. The direction of the force is along the line joining the two charges and is a repulsion if the charges are like in sign, an attraction if unlike. Both aspects of this law can be stated in vector notation. We refer to Fig. 2.1 in which \mathbf{r} is the vector (magnitude r) from the charge q' to the charge q and $\hat{\mathbf{r}}$ is the unit vector* in that direction. In cgs units C is unity, and the vector force on q due to q' can be written

$$\mathbf{F} = \frac{qq'}{r^2} \hat{\mathbf{r}}. \quad (2.3)$$

* We shall generally use the caret (^) over a given position vector to denote the corresponding unit vector.

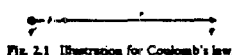


Fig. 2.1 Illustration for Coulomb's law.

The second law of electrostatics is that of *superposition*; it has to do with the force exerted on a given charge by a distribution of charges. The law is this: the force on the given charge due to the distribution is the *vector sum of the forces that each charge of the distribution would produce, if it were alone*. In other words, Coulomb's law between any two point charges is not affected by the presence of other point charges. This may sound banal to the point of being trivial, but it is far from that; without superposition, electrostatics would be a quite different (and more difficult) subject.

7.1 FORCES BETWEEN CONDUCTORS AND THE MAGNETOSTATIC FIELD

We shall, insofar as we can, model the discussion in magnetostatics on our previous discussion of electrostatics. The analog of Coulomb's law is Ampère's law (mentioned in the introduction to this chapter) for the force between current-carrying loops. Figure 7.1 shows two closed-current loops or circuits, carrying currents I_1 and I_2 respectively. Ampère's experiments showed that the total force F_{12} on circuit 1, due to its interaction with circuit 2, is proportional to the two currents I_1 and I_2 and to an integral which depends only on geometry. More precisely, Ampère's law is

$$F_{12} \propto I_1 I_2 \oint \oint \frac{d\mathbf{l}_1 \times (d\mathbf{l}_2 \times \mathbf{r}_{12})}{r_{12}^3}. \quad (7.4)$$

The constant of proportionality in (7.4) depends on the system of units. Moreover, this constant is fixed once the units of charge, length, and time are fixed. Expression (7.4) is free of the arbitrariness that was present in Coulomb's law in which the right-hand side could be multiplied by an arbitrary factor and that factor compensated for by redefining the unit of charge. Once the units that enter (7.4) are fixed, there is nothing left to redefine, and the constant of proportionality is a purely empirical one. It turns out that in the Gaussian system the constant of proportionality is $1/c^2$, where c is precisely the velocity of light. This is not an extraordinary numerical coincidence; it has a deeper basis in physics. We shall

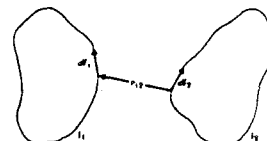


Fig. 7.1 Ampère's law.

see later that the magnetic forces are a consequence of the theory of special relativity as applied to the electric field of moving charged particles. Since the velocity c plays a central role in relativity and, in particular, in the *Lorentz transformation*, it is not surprising that this velocity enters into the expression for forces between moving charged particles, which is just what Ampère's law is about. From the present, more limited point of view, this value of the constant of proportionality is a fact to be accepted. Using it, we can write the basic force law as

$$\mathbf{F}_1 = \frac{I_1 I_2}{c^2} \oint \oint \frac{d\mathbf{l}_1 \times (d\mathbf{l}_2 \times \mathbf{r}_{12})}{r_{12}^3}. \quad (7.5)$$

One further point. Equation (7.5) gives the force on current loop 1 due to current loop 2. Hence the force \mathbf{F}_2 on current loop 2 should be given by changing the roles of 1 and 2; i.e., it should be

$$\mathbf{F}_2 = \frac{I_1 I_2}{c^2} \oint \oint \frac{d\mathbf{l}_2 \times (d\mathbf{l}_1 \times \mathbf{r}_{21})}{r_{21}^3}.$$

From Newton's third law on action and reaction, we expect $\mathbf{F}_1 + \mathbf{F}_2 = 0$. If, however, we form $\mathbf{F}_1 + \mathbf{F}_2$, we find, using the formula

$$\mathbf{A} \times (\mathbf{B} \times \mathbf{C}) = \mathbf{B}(\mathbf{A} \cdot \mathbf{C}) - \mathbf{C}(\mathbf{A} \cdot \mathbf{B})$$

on each of the integrands, that

$$\mathbf{F}_1 + \mathbf{F}_2 = \frac{I_1 I_2}{c^2} \oint \oint \left(\frac{d\mathbf{l}_2 (d\mathbf{l}_1 \cdot \mathbf{r}_{12})}{r_{12}^3} + \frac{d\mathbf{l}_1 (d\mathbf{l}_2 \cdot \mathbf{r}_{21})}{r_{21}^3} \right).$$

The integrals on the right-hand side are not obviously zero, but they can be shown to vanish. In the first integral, for example, since $\mathbf{r}_{12}/r_{12}^3 = -\nabla(1/r_{12})$, the integration over $d\mathbf{l}_1$ is $-\oint \nabla(1/r_{12}) \cdot d\mathbf{l}_1$, and the integral of a gradient around a closed loop vanishes. Newton's third law is satisfied, not because there is equality of action and reaction between the current elements $I_1 d\mathbf{l}_1$ and $I_2 d\mathbf{l}_2$ but because of a more global property.

It is now convenient, as it was in electrostatics, to split Eq. (7.5) into two parts: that is, we imagine that one of the currents produces a *field* which then exerts a force on the other current. As we noted for electrostatics, this split is not imperative until time-varying phenomena are considered; in that case, the concept of a field is necessary if we wish to retain the laws of conservation of energy and momentum. But with an eye to the future, we shall follow the electrostatic model and arbitrarily single out the current I_2 as the one that produces the field and define the *magnetic induction field** \mathbf{B} that I_2 produces by

$$\mathbf{B} = \frac{I_2}{c} \oint \frac{d\mathbf{l}_2 \times \mathbf{r}_{12}}{r_{12}^2}. \quad (7.6)$$

* Somewhat loosely, but in keeping with custom, we shall frequently refer to \mathbf{B} as simply the magnetic field. In the present cgs units, \mathbf{B} is measured in gauss.

We then postulate that this field \mathbf{B} exerts a force F_1 on current I_1 given by

$$\mathbf{F}_1 = \frac{I_1}{c} \oint d\mathbf{l}_1 \times \mathbf{B}. \quad (7.7)$$

Then the two definitions (7.6) and (7.7) for the production of the \mathbf{B} field and the force exerted by this field are equivalent to the single force law (7.5). Finally, we note that when static magnetic forces between currents are measured, the currents necessarily flow in closed loops. Strictly, perhaps, one should always use only the integral definition (7.6) for \mathbf{B} , but it is convenient and consistent to extend this definition somewhat by assuming that each element $d\mathbf{l}$ of a current I produces a field $d\mathbf{B}$ given by

$$d\mathbf{B} = \frac{I d\mathbf{l} \times \mathbf{r}}{c r^2}, \quad (7.8)$$

where \mathbf{r} is the vector from the element to the field point. This expression is sometimes known as the *law of Biot and Savart*, although this name is also used for a formula derived later, for the field of an infinitely long wire. This split of Ampère's law into the sum of fields produced by current elements implicitly uses the principle of *superposition* of magnetic forces, a principle as important for magnetostatics as it was for electrostatics.

62

between energies of orientation) of electric and magnetic dipoles. Simply replace p by m and E by B in the various energy formulas. For permeable matter in an assumed fixed field B_0 we have, then, from Eq. (10.35) for dielectric matter,

$$W_{rr} = -\frac{1}{2} \sum m_i \cdot B_0 \quad (11.14)$$

Consider next the calculation of W_2 . We can think of the source of the applied field B_0 as a large current loop a that carries current I_a . As dipoles are brought into the proximity of the source loop a in the process of assembling a sample of permeable matter, the flux that these dipoles produce in a will change, generating an emf. We want to calculate the work that is done by the battery that produces the balancing, or counter, emf. We can begin by first considering that a single dipole is brought in the neighborhood of the loop. Since the work done on the source loop is obviously independent of the kind of dipole that produces the flux, it will be convenient to think of this dipole itself as a current loop d , carrying current I_d and producing a field B_d . Now the general formula (11.8) gives the work W_d done in keeping the sources of a magnetic field constant. Applied to the present case, it is

$$W_d = \frac{I_a}{c} \int_a B_d \cdot ds.$$

It follows from the equality of (11.5) and (11.6), that

$$I_a \int_a B_d \cdot ds = I_d \int_d B_a \cdot ds. \quad (11.15)$$

Given Eq. (11.15), W_d can be rewritten as

$$W_d = \frac{I_d}{c} \int_a B_a \cdot ds.$$

The integral in this equation can be written as $(I_d B_a / c) \cdot \int_a ds$ where a is the vector normal to the surface spanning the loop. From the definition (8.13) of the magnetic moment m of such a loop, we have

$$W_d = m \cdot B_a. \quad (11.16)$$

Equation (11.16) refers to a single dipole. For an assemblage constituting permeable matter, the work W_2 done on the source is then

$$W_2 = \sum m_i \cdot B_0.$$

The total energy required to assemble a sample of permeable matter is then $W = W_{rr} + W_2$ or

$$W = \frac{1}{2} \sum m_i \cdot B_0.$$

Replacing the sum by an integral with the usual justification, we conclude that the energy of a sample of permeable matter with magnetization density $M(r)$ in an applied field B_0 is

$$W = \frac{1}{2} \int M \cdot B_0 d\tau \quad (11.17)$$

which is a standard result.

11.4 DISPLACEMENT CURRENT AND THE MAXWELL EQUATIONS

We discuss now a famous generalization due to Maxwell of the equations we have considered. This generalization is essentially a postulate, but it is perhaps better understood if we look at it in the context of the physics of Maxwell's time. To this end, consider first the magnetostatic equation $\nabla \times B = 4\pi J/c$. Taking the divergence of this equation, we find, since the divergence of any curl is zero, that

$$\nabla \cdot J = 0. \quad (11.18)$$

Now the fact that the divergence of a vector field is zero means that the field lines close on themselves. For example, the equation $\nabla \cdot B = 0$ corresponds to the fact that the lines of B form closed loops. Equation (11.18) then implies that current flow must be in closed paths.

Current does flow in closed loops when static fields are being considered, but not when fields vary in time. If, for example, a condenser is being charged by connecting the two plates to a battery with a wire, we would say that there is a current in the wire, but no current in the space between the plates of the condenser. However, Maxwell's conception of this process was somewhat different. To understand his viewpoint, we recall that Faraday had discovered, and of course Maxwell knew about, the phenomenon of polarization, or the separation of charges, in a dielectric in an electric field. Charges must move to separate, and since charges in motion constitute a current, the process of polarization thus implies the existence of a current, which can be called a *polarization current*. We must also remember that it was considered that "electric actions" were transmitted not through empty space, but through an essentially material ether, which was not different except in the quantitative values of the parameters that described it, from, say, dielectric matter. Since polarization currents were known to exist in ordinary matter, it was not unnatural for Maxwell to assume that similar currents could exist in the ether. Maxwell considered that, in the charging of a condenser, the wires of the condenser and the ether between the plates formed a *continuous material circuit*, in all parts of which current could exist. The possibility then existed of salvaging, in the following way, what appears to have been considered the basic equation (11.18). From $\nabla \cdot E = 4\pi\rho$ we have

$$\frac{\partial \rho}{\partial t} = \frac{1}{4\pi} \frac{\partial}{\partial t} \nabla \cdot E.$$

and on putting this into the continuity equation $\nabla \cdot J + \partial \rho / \partial t = 0$, we get

$$\nabla \cdot \left(J + \frac{1}{4\pi} \frac{\partial E}{\partial t} \right) = 0. \quad (11.19)$$

The second term, $(1/4\pi)(\partial E / \partial t)$, has the proper dimensions to be considered a current density; it was called by Maxwell the *displacement current*. Now Eq. (11.19) is of the form of (11.13). If then we consider that the total current consists of the true current plus the displacement current, we see that the total current always flows in closed loops. However, we should remember that the displacement current is not a current in the ordinary sense, and does not correspond to a flow of charge.

Whatever the cogency of the above discussion may appear to be today, Maxwell was sufficiently inspired by the equivalence of the displacement current and ordinary current in Eq. (11.19) to generalize the differential Ampere's law, $\nabla \times B = 4\pi J/c$, in a similar way. He assumed that for time-varying fields the current on the right-hand side of this equation for $\nabla \times B$ should be the *total* current, including the displacement current. His generalization of this equation then reads

$$\nabla \times B = \frac{4\pi J}{c} + \frac{1}{c} \frac{\partial E}{\partial t}. \quad (11.20)$$

In the last analysis, Eq. (11.20) is a new postulate, but it has been thoroughly confirmed, as we shall see. Among other things, the addition of the displacement current to J has the prediction of electromagnetic waves for a corollary.

Equation (11.20), plus the two divergence equations, plus the differential expression of Faraday's law, are frequently called *Maxwell's equations*. We assemble them here for reference.

$$\begin{aligned} a) \nabla \cdot E &= 4\pi\rho & b) \nabla \cdot B &= 0 \\ c) \nabla \times E &= -\frac{1}{c} \frac{\partial B}{\partial t} & d) \nabla \times B &= \frac{4\pi J}{c} + \frac{1}{c} \frac{\partial E}{\partial t} \end{aligned} \quad (11.21)$$

Equations (11.21) might more properly be called the *microscopic* Maxwell equations, as opposed to the original Maxwell equations, which were written in terms of D and H , as well as E and B , and which purported to hold in the presence of matter.

11.5 THE LORENTZ FORCE DENSITY

Maxwell's equations permit, in principle at least, the calculation of the fields E and B from arbitrary sources. Since these fields are important mainly because of their action on charges, the foundations of electromagnetic theory are completed by a prescription for this action that is given by the *Lorentz force density* f . Given a charge distribution of density $\rho(r)$, moving with velocity $v(r)$ with respect to an

inertial frame in which there are fields E and B , the force density f (force/unit volume) acting on the distribution is given by the Lorentz formula

$$f = \rho \left(E + \frac{v \times B}{c} \right). \quad (11.22)$$

Equation (11.22) is a postulate, but it is illuminating to see its origin. The first term in it essentially extends the definition of E , as the force exerted on a unit charge, to time-varying fields. The second term is the essence of the postulate; it generalizes the magnetostatic results on the force between two loops of stationary currents. As we have seen, this force can be calculated as if one filament produces a field B which exerts a force dF on a small current element $I dl$ of the second by means of the Biot-Savart law $dF = I dl \times B/c$. Lorentz assumed that the current in a wire was due to the motion of individual, microscopic, charged particles (and this was a bolder assumption in his time than in ours). Formally then, from $I = dq/dt$, we have $I dl = dq dl/dt$. Interpreting dl/dt as the velocity v of the charge dq , the force dF on this charge dq in motion is (from the Biot-Savart law)

$$dF = dq \frac{v \times B}{c},$$

and we see here the origin of (11.22). Although the force-density formula was inspired by the results of experiments on ensembles of charges that constituted stationary currents, it can be considered as confirmed for general distributions of charges in arbitrary motion.

An important application of Eq. (11.22) is to a point charge. This is discussed in some detail in Section 14.9, but here we briefly anticipate some aspects of the results. Suppose that $\rho(r)$ in Eq. (11.22) describes a small distribution (point particle) that moves in the presence of an applied field E_0 and B_0 . If the total charge in the distribution is q , one might think that the force on the electron is given by $q(E + v \times B/c)$, but this is not quite right. The reason it is not right emerges when one looks more carefully at the concept of a point charge, which must be considered as a limiting case of a small, but finite, distribution. Now for any distribution (small, but finite, ones being no exception), the fields E and B that act on each infinitesimal element of the distribution will be the *total* field, that is, the sum of any applied field and the field (self-field) due to all the other charge elements of the distribution. It turns out that the net or resultant self-field acting on the distribution as a whole does not integrate to zero, even in the limit that the distribution shrinks down to a point charge. In short, it must be considered that even for a point charge there is a self-force F_s due to the mutual interaction of the various parts of the distribution, and thus that the total force F is F_s plus the force F_a due to the applied field:

$$F = F_s + F_a.$$

However, for practical purposes, we can often consider the self-force to be small

62

and neglect it, and include only the external forces. In this case, the force on a charged particle can be taken to be approximately:

$$\mathbf{F} = q \left(\mathbf{E}_0 + \frac{\mathbf{v} \times \mathbf{B}_0}{c} \right). \quad (11.23)$$

a form in which it is often seen.

The generalized Faraday flux law mentioned in Section 11.2 is closely connected with Eq. (11.23). To see this, suppose first that a particle of unit charge moves in applied fields \mathbf{E}_0 and \mathbf{B}_0 in a closed orbit that thereby defines a curve C . We neglect the self-force on the particle so the applied fields are also the total fields \mathbf{E} and \mathbf{B} . Let S be a surface spanning the curve. Taking the curl of Eq. (11.23), forming $\int \nabla \times \mathbf{F} \cdot d\mathbf{s}$, and using Stokes' theorem, we have

$$\int_C \mathbf{F} \cdot d\mathbf{l} = -\frac{1}{c} \int_S \frac{\partial \mathbf{B}}{\partial t} \cdot d\mathbf{s} + \frac{1}{c} \int_C (\mathbf{v} \times \mathbf{B}) \cdot d\mathbf{l}. \quad (11.24)$$

Consider next a purely mathematical theorem that involves a closed curve C_0 whose shape may be a function of time, $C_0 = C_0(t)$, in a time-dependent magnetic field $\mathbf{B} = \mathbf{B}(t)$. The shape $S_0(t)$ of any surface spanning the curve is of course also a function of time. Now the flux $\phi = \int \mathbf{B} \cdot d\mathbf{s}$ of \mathbf{B} through the surface will be time-dependent both because \mathbf{B} is a function of time, and because the shape is changing. If we form $d\phi/dt$, it can be shown that*

$$-\frac{1}{c} \frac{d\phi}{dt} = -\frac{1}{c} \int_{S_0} \frac{\partial \mathbf{B}}{\partial t} \cdot d\mathbf{s} + \frac{1}{c} \int_{C_0} (\mathbf{v} \times \mathbf{B}) \cdot d\mathbf{l}. \quad (11.25)$$

We see that the right-hand side of Eq. (11.24) is formally identical to the right-hand side of Eq. (11.25).

Consider now a loop of wire containing electrons at rest with respect to it. Suppose that the loop is changing shape, and focus on a segment that moves with velocity \mathbf{v} with respect to some inertial frame. If the loop is also in a changing magnetic field \mathbf{B} , defined with respect to that same frame, there will be a force on the electrons due to the \mathbf{E} field produced by the changing \mathbf{B} , and a force due to the fact that the electrons in the segment have velocity \mathbf{v} . The sum of these forces, per unit charge on the electron can be identified with \mathbf{F} of Eq. (11.24) and the shape of the loop with C . The line integral of \mathbf{F} around the loop is given by the right-hand side of Eq. (11.24), which is identical with the right-hand side of Eq. (11.25). Equating the left-hand sides of these two equations and defining the emf in the wire as

$$\text{emf} = \int_C \mathbf{F} \cdot d\mathbf{l},$$

* See Problem 11.8.

we have

$$\text{emf} = -\frac{1}{c} \frac{d\phi}{dt}. \quad (11.26)$$

Equation (11.26) is the *flux rule*, the generalized form of the Faraday law of induction that was mentioned in Section 11.2. It is unexceptionable if the emf is interpreted for what it is, namely, the line integral, at a given instant of time, around a loop having the shape of the wire at that instant, of a force (effectively an electric field) defined in the same inertial frame that defines \mathbf{B} and \mathbf{v} . Equation (11.26) may not, however, be especially useful. The concept of emf in a wire is particularly convenient when it involves the line integral of an electric field defined in a frame stationary with respect to the wire. But if the wire is changing shape, there is no single stationary frame with respect to which all parts of the wire are at rest. Because of such reservations we have chosen not to take the flux law as the primary law of induction, but rather have chosen the Faraday law of Eq. (11.2), wherein all quantities refer to a single unambiguous frame. A discussion of various questions connected with the flux law, and particularly those connected with the difficulties associated with the definition of an emf in a moving frame, is given by Scanlon (R).

11.6 AUXILIARY POTENTIALS AND GAUGE TRANSFORMATIONS

As with static fields, it is frequently more convenient not to deal with \mathbf{E} and \mathbf{B} directly, but with potentials from which they can be derived. We discuss these potentials now.

Even for time-varying fields it is still true that $\nabla \cdot \mathbf{B} = 0$ so we can write

$$\mathbf{B} = \nabla \times \mathbf{A}, \quad (11.27)$$

where \mathbf{A} is of course now a function of time. But since $\nabla \times \mathbf{E} \neq 0$, there is no simple scalar potential for \mathbf{E} . On putting (11.27) into (11.3) we see, however, that

$$\nabla \times \left(\mathbf{E} + \frac{1}{c} \frac{\partial \mathbf{A}}{\partial t} \right) = 0, \quad (11.28)$$

so we can try to write $\mathbf{E} + (1/c)(\partial \mathbf{A}/\partial t)$ as the gradient of some scalar function Φ ,

$$\mathbf{E} + \frac{1}{c} \frac{\partial \mathbf{A}}{\partial t} = -\nabla \Phi. \quad (11.29)$$

The quantities \mathbf{A} and Φ , both time dependent, are the generalized vector and scalar potentials. However, they are not uniquely determined by Eqs. (11.27) and (11.28). There are other potentials, which differ from \mathbf{A} and Φ by a so-called *gauge transformation*, that give the same results for the fields. A gauge transformation is the operation of replacing \mathbf{A} by $\mathbf{A} + \nabla \Gamma$, and Φ by $\Phi - (1/c)(\partial \Gamma/\partial t)$, where Γ is an

"ELECTROMAGNETIC FIELDS AND WAVES"

V. ROJANSKY (DOVER)

84. MAGNETIC FLUX DENSITY

When charged particles move in regions pervaded by static magnetic fields but free from electric fields, the speeds of the particles are not affected, but their paths are, in general, curved. Experimental studies of these paths show that the force of magnetic origin acting on a charged particle at a point P can be described by the following equation involving a cross product:

$$\mathbf{F}_{\text{magnetic}} = q\mathbf{v} \times \mathbf{B}. \quad (1)$$

Here q is the electric charge on the particle, \mathbf{v} is its velocity at P , and \mathbf{B} is a vector associated with the magnetic field at P . We will call \mathbf{B} the *magnetic flux density*; other names are listed on the inside back cover. The magnitude and direction of \mathbf{B} at P can be found experimentally by investigating with the help of (1) the paths of two charged particles that pass through P , one at a time,

¹ Wilhelm Eduard Weber (1804-1891).

308

Magnetic Flux Density § 84

with the respective velocities \mathbf{v}_1 and \mathbf{v}_2 , which make a suitable angle with each other. (Recall Exercise 18¹). Equation (1) can, therefore, be taken as the *definition* of \mathbf{B} , as we do in this book.

Since the force (1) is perpendicular to the velocity of the particle, we called it in §43 a "charge-deflecting" rather than a "charge-driving" force. The MKS-Giorgi unit for measuring \mathbf{B} that follows from (1) is the (newton-second)/(meter-coulomb), which is equivalent to the weber per square meter and is often called the *tesla*, after Nikola Tesla (1857-1943). In middle latitudes, the magnitude of the horizontal component of \mathbf{B} is about 1.5×10^{-5} weber/meter²; near the equator, it is about twice as large. A conversion formula reads:

$$1 \text{ weber/meter}^2 = 1 \text{ tesla} = 10^4 \text{ gauss}.$$

Let us apply (1) to a positive ion (mass m , charge q) injected into a uniform magnetic field with a velocity \mathbf{v} perpendicular to \mathbf{B} , and let us ignore relativistic effects. The component of the force (1) parallel to \mathbf{B} is *always* zero; in this example the component of the initial velocity of the ion parallel to \mathbf{B} is also zero, and therefore the ion will remain in a plane perpendicular to \mathbf{B} . The force (1) is *always* perpendicular to \mathbf{v} ; therefore, the speed v of the ion will remain constant; the force (1) will have the constant magnitude qvB , and the ion will move with a constant speed in a circle. The magnitude of the centripetal force required for uniform motion in a circle of radius r is mv^2/r , the magnitude of the available centripetal force is qvB , and therefore the radius of the circular path of the ion will be

$$r = \frac{mv}{qB}. \quad (2)$$

The formula for the force acting on a charged particle moving in a region pervaded by both an electric and a magnetic field is the sum of (1) and (2²):

$$\mathbf{F}_{\text{total}} = \mathbf{F}_{\text{electric}} + \mathbf{F}_{\text{magnetic}} = q(\mathbf{E} + \mathbf{v} \times \mathbf{B}). \quad (3)$$

This formula is named after Hendrik Antoon Lorentz (1853-1928).

Magnetic fields can be caused by permanent magnets, by electric currents (§87), and by time-varying electric fields (§95). For the moment, let us write \mathbf{B} for the magnetic flux density produced by an electric circuit carrying a current i . In §87 we will introduce formulas for computing \mathbf{B} , and will show that

$$\text{div } \mathbf{B} = 0. \quad (4)$$

In Maxwell's theory, (4) is generalized to read

$$\text{div } \mathbf{B} = 0, \quad (5)$$

308 Static Magnetic Fields in Nonmagnetic Mediums § 84

where \mathbf{B} is the flux density of any magnetic field, whatever its cause. The step from (4) to (5) implies that Maxwell's theory precludes the existence of magnetic monopoles. Indeed, (5) implies that, although the *flux lines* of \mathbf{B} may have breaks, as in Fig. 91³, the *direction lines* of \mathbf{B} have no beginnings or ends—which they would have on magnetic monopoles.

The flux of \mathbf{B} across a surface S is called the *magnetic flux* across S ; we denote it by Φ_B or simply Φ :

$$(\Phi_B) \quad \Phi = \Phi_B = \iint_S \mathbf{B} \cdot d\mathbf{s}. \quad (6)$$

Since we express $d\mathbf{s}$ in square meters and \mathbf{B} in webers per square meter, our unit for measuring magnetic flux is the *weber*.

Let several surfaces, all properly signed, span the same signed contour C . In the light of §32, Equation (5) implies that the flux of \mathbf{B} across each of these surfaces has the same numerical value. Therefore, we may speak of the flux of \mathbf{B} across any one of these surfaces as the *magnetic flux through the contour* C or the *magnetic flux linking the contour* C , and may denote it by Φ_C .

69

Steady straight-line current. A steady current i flows upward along the z axis, as in Fig. 199; we ignore the effects of the return portion of the circuit, located far away. Our task is to compute \mathbf{B} at an arbitrary point P , which we put without loss of generality in the xy plane, at the distance ρ from the z axis. We then have

$$d\mathbf{l} = 1, dz \quad (3)$$

and, in contrast to (22'),

$$1 = \frac{z}{r} 1 + \frac{\rho}{r} 1, - \frac{z}{r} 1. \quad (4)$$

Consequently,

$$d\mathbf{l} \times \mathbf{1} = \left(\frac{z}{r} 1 - \frac{\rho}{r} 1 \right) dz = \frac{\rho}{r} dz 1, \quad (5)$$

and

$$d\mathbf{B} = \frac{\mu_0 i}{4\pi} \frac{dz}{(r^2 + \rho^2)^{3/2}} 1. \quad (6)$$

Finally, we integrate (6) from $z = -\infty$ to $z = \infty$ and get

$$\mathbf{B} = \frac{\mu_0 i}{2\pi} \frac{1}{\rho} 1, \quad (\rho > 0). \quad (7)$$

This is the inverse first-power law of *Biot and Savart*. According to it, the lines of \mathbf{B} around a long straight current-carrying wire are circles, whose sense is related by the right-hand rule to the direction of the current in the wire.

The divergence of \mathbf{B} . Equation (1) pertains to the magnetic field produced by a filamentary circuit carrying a current i . To stress this fact, let us replace for a moment the symbol $d\mathbf{B}$ by $d\mathbf{B}_i$. Taking the divergence of both sides of (1), we then get

$$\text{div}(d\mathbf{B}_i) = \frac{\mu_0 i}{4\pi} \text{div} \left(d\mathbf{l} \times \frac{\mathbf{1}}{r} \right). \quad (8)$$

Now, in view of (73'),

$$\text{div} \left(d\mathbf{l} \times \frac{\mathbf{1}}{r} \right) = \frac{1}{r^2} \cdot \text{curl}(d\mathbf{l}) - d\mathbf{l} \cdot \text{curl} \left(\frac{\mathbf{1}}{r} \right). \quad (9)$$

But $\text{curl}(d\mathbf{l}) = 0$ because $d\mathbf{l}$ is a fixed constant vector (or a uniform vector field); also, $\text{curl}(\mathbf{1}/r) = 0$, because the curl of any field of the form $f(r)\mathbf{1}$ is zero. It then follows from (8) that $\text{div}(d\mathbf{B}_i) = 0$. Since the total field \mathbf{B} is a superposition of the various $d\mathbf{B}_i$'s, we conclude that

$$\text{div} \mathbf{B} = 0. \quad (10)$$

As we remarked in §84, this result is generalized in Maxwell's theory to

$$\text{div} \mathbf{B} = 0. \quad (1)$$

One can, of course, assume outright that there are no magnetic monopoles and can postulate (11) without first showing with the help of the $d\mathbf{B}$ formula that (10) holds for the magnetic fields of filamentary currents. Our derivation of (10) would then amount to proving that the $d\mathbf{B}$ formula is consistent with Maxwell's equation (11). One can derive the $d\mathbf{B}$ formula from Maxwell's equations, but we will not do that in this book.

Maxwell's Equations § 103

as we remarked in §95, c proves to be the speed of light in vacuum.

EXERCISE

1. Show that \mathbf{D} and \mathbf{H} satisfy equations similar to (10), namely

$$\text{curl} \mathbf{H} = \frac{\partial \mathbf{D}}{\partial t}, \quad \text{curl} \mathbf{D} = -\frac{1}{c^2} \frac{\partial \mathbf{H}}{\partial t}. \quad (12)$$

104. THE FIELDS \mathbf{E} , \mathbf{D} , \mathbf{E} , AND \mathbf{H}

Is \mathbf{E} in electricity analogous to \mathbf{B} in magnetism, or is it analogous to \mathbf{H} ? Here are some reasons for saying that \mathbf{E} is similar to \mathbf{H} , and \mathbf{D} is similar to \mathbf{B} :

- Maxwell's equations contain the curls of \mathbf{E} and \mathbf{H} , but the divergences of \mathbf{D} and \mathbf{B} .
- A comparison of an electret with a bar magnet, as in Fig. 195¹, suggests pairing \mathbf{E} with \mathbf{H} , and \mathbf{D} with \mathbf{B} .
- The table on the inside front cover and Exercise 1¹⁰³ suggest that the weber is the "natural" magnetic counterpart of the coulomb and hence the "natural" choice of measure of magnetic pole strength; if we make this choice, and arrange various quantities according to the structure of their units, we get the table on the inside back cover, which correlates \mathbf{E} with \mathbf{H} , and \mathbf{D} with \mathbf{B} .

The remarks (a) and (b) are true, of course, but the situation is nevertheless not clear-cut, because one can certainly challenge the implications drawn above in (c). In fact, as in Exercise 1, we can choose the ampere-meter instead of the weber as a measure of magnetic pole strength; if we make this choice, \mathbf{E} becomes correlated with \mathbf{B} and \mathbf{D} with \mathbf{H} , so far as the structure of their units is concerned. The standard argument for supporting this correlation and emphasizing the fields \mathbf{E} and \mathbf{B} has to do with microscopic considerations and runs as follows:

The definition of \mathbf{E} , given in §42, makes no reference to atoms or molecules and holds equally well both macro- and microscopically. By contrast, after defining \mathbf{D} in §61 in a macroscopic fashion, we remarked in §62 that a microscopic definition of \mathbf{D} at a point in a dielectric reads

$$\mathbf{D} = \epsilon_0 \mathbf{E} + \mathbf{P}. \quad (1)$$

where \mathbf{P} is the intensity of polarization of the dielectric at that point. Similarly, the definition of \mathbf{B} , given in §84, holds both macro- and microscopically, but this is not so for \mathbf{H} . In fact, after defining \mathbf{H} in §85 in a macroscopic way, we mentioned the microscopic definition of \mathbf{H} at a point in a magnetic material, namely,

$$\mathbf{H} = \frac{1}{\mu_0} (\mathbf{B} - \mathbf{P}_m). \quad (2)$$

where \mathbf{P}_m is the intensity of magnetization of the material at that point, expressed in webers per square meter.

Thus, the fields \mathbf{E} and \mathbf{B} can be defined without referring to electric or magnetic properties of atoms and molecules. By contrast, the microscopic definitions (1) and (2) of \mathbf{D} and \mathbf{H} involve \mathbf{P} and \mathbf{P}_m , and hence depend on atomic or molecular properties; the step from the micro- to the macroscopic definitions involves taking averages over multitudes of atoms. From this standpoint, \mathbf{E} and \mathbf{B} are similar, \mathbf{D} is similar to \mathbf{H} , and the pair to be emphasized is \mathbf{E} and \mathbf{B} .

So there are arguments for correlating \mathbf{E} with \mathbf{B} , and there are also arguments for correlating \mathbf{E} with \mathbf{H} . If and when magnetic monopoles are observed, this subject will have to be reviewed in a new setting. In the meantime, the question is not so much which correlation is correct, but which pair of fields— \mathbf{E} and \mathbf{B} , or \mathbf{E} and \mathbf{H} —is more meaningful, more descriptive, and more convenient in specific computations.

In particle dynamics (the study of motion of charged particles in electric and magnetic fields) the Lorentz force, $\mathbf{F} = q(\mathbf{E} + \mathbf{v} \times \mathbf{B})$, comes into play, with its emphasis on \mathbf{E} and \mathbf{B} . Also, the two equations (10¹⁰³), which interrelate \mathbf{E} and \mathbf{B} , contain only one parameter, the speed of light c . For this and other reasons, this pair of equations is particularly convenient for relativistic transformations.

In contrast to particle dynamics, in studies of electromagnetic waves the "intrinsic impedance" of the medium comes into play, a parameter that has to do with ratios of amplitudes of the electric and magnetic fields comprising a wave (§110). In our units, impedances are expressed in terms of the ohm, which is also our unit for the ratio of \mathbf{E} to \mathbf{H} (the volt/meter divided by the ampere/meter). As a result, the pair \mathbf{E} and \mathbf{H} is somewhat more convenient in a study of electromagnetic waves than the pair \mathbf{E} and \mathbf{B} , if the waves are discussed in terms of the MKS-Giorgi units. This is one of the main reasons why we lean in this book toward the correlations shown on cover three.

EXERCISES

- For the purpose of this exercise, give the name "max" to a unit of magnetic pole strength and still magnetic field intensity. Express the units of the max

65

can be repaired.

This method of working by atomic or cellular repositioning would not be limited to the human body of course, but that does seem an urgent need. If the medical establishment wouldn't allow its practice here, there must be many other countries where it would be welcomed.

Imagine also such other uses as causing the harvested parts of plants to regenerate according to their etheric forms before those forms could disintegrate. The time and energy required for regrowing the whole plant would be saved. Or imagine uses on ignorganic forms, which also must have an etheric matrix to exist physically, in such applications as perfecting crystals. There should be no foreseeable limit, once the ability is achieved.

Although we should be good stewards of the earth, we have not been, and many species of life forms are becoming extinct through our mishandling of affairs. Some of these may not have run their intended evolutionary courses, and some will no doubt prove later to have been beneficial to the planet's ecosystem in ways not now realized. They cannot be recalled working from the etheric level, of course, as discussed above, but I believe that any species that ever inhabited the earth can be brought back from its primordial design plan established by and entrusted to the devic guardians, with their approval and cooperation and that of the planetary hierarchy. If man can become sensitive enough soon enough, he will have a good life and a good home.

EDWIN HOGGARD

c/o P.O. Box 127, Lakemont, Georgia 30552.

* * * * *

HOPE SPRINGS ETERNAL

It is highly contagious. It banishes gloom and discouragement. Everybody needs it. Wicked men try to kill it. Wise men never hoard it. It can't be bought, not at any price, yet it is worth the whole world. The answer, in a word, is HOPE.

-Dr. Walter H. Campbell in The Lion

SYSTEMS TECHNOLOGY: GRAVITY NOTES III

The Great Mother of the ancient matriarchal religions is the personification of gravity and its control. It was originally brilliant physics but became misunderstood and transformed into a ritualized religion. The Great Mother is the "spinner" or vortex energy power system, represented by statuary female spinners, cone-shaped tops and the swastika.

In modern times Faraday and his flat tops or discs (unipolar generators) started the revival or gravity technology. Maxwell, in his famous treatise on electricity and magnetism, introduced the concept of the D Field or Displacement Energy Systems--which is gravity. In current times three men have developed gravity control devices from the stress pressure D Field Systems. Schauburger stressed and vortexed water in his turbines. Searl perfected the Faraday "Flying Discs" as a D Field stress generator. T. T. Brown stressed dielectrics (capacitors) as D Field gravity control devices. All of these devices demonstrate the Faraday-Maxwell D Field as gravity control.

Louis Kervran discovered atomic element transmutations in biological systems. Michio Kushi carried out successful research and experiments in physical low power atomic element transmutations in Japan and the United States.

Since there are only three energy fields--electrical, magnetic and gravitational--and only three complete particles--electron, proton and neutron--and only three dimensions (the establishment lies will not be given here), it is logical that the triad systems of fields, particles and dimensions belong together--a field, a particle and a dimension in three sets. The electric field, electron particle and X axis are one set. The magnetic field, neutron particle and Z axis are the third set.

These are the Maxwell E. H. and D fields with three particles in three dimensions. The atoms of atomic elements obviously come apart very easily under pressure/stress into separate particles. The electrons flow in the first or electrical axis, the protons flow in a second or magnetic axis,

and the neutrons flow in a third of gravitational axis. But in the original material the atoms' locations are the Memory Frame of the atomic structure as the physical particles depart to their three axis flow fields. As soon as the flow causing stress or pressure is removed, the particles return to form up exactly on the Memory Frame (code) Structure as the particle atomic structure, for gravity is the total, perfect memory medium of the entire universe.

These Memory Frame Structure locations move in a Brownian Motion during the stress or pressure period. Should two atomic element Memory Frame Structures be inside their mutual K Shell areas when the stress decreases, low power fusion (transmutation) will occur exactly as Kervran and Kushi observed. This random Brownian Motion transmutation yield could be greatly increased and controlled by incident polarized ultra-violet light of known frequency during a controlled stress mode. In short, commercial grade transmutation of all the elements, including precious and strategic metals, can be achieved at low costs from common base metals.

The basic particle field displacements under stress/pressure are the basis of the control devices of Faraday/Searl, Brown and Schauburger. Some transmutation always takes place in all of these systems.

Gravity is not only the primary force field: it is also the perfect memory system of the universe. It is a power matrix field structure of total memory imprint. All material particles or force field impacts are immediately and exactly recorded in its structure permanently. It is thus both the primary binding energy of the universe and the perfect memory unit of animate and inanimate events. Every nuclear movement or human thought is impressed into the memory structuring of the local gravity. Not one item is ever lost or missed.

Gravity is the source of the total recall of humans under drugs or hypnosis, for it is the memory field that we call the mind of man. The brain is but a physical input/output device for the eternal mind or "soul" of man. The local gravity

field of each man has been called his aura or soul, but it is really his permanent mind.

At the nuclear level, in summation, the three basic particles of the atomic structures are bound together by gravitational forces. When stress or pressure is applied to a material substance the physical atomic particles shift off into their respective fields but the exact Memory Frame of the particles remains. These Memory Frames move in Brownian Motion patterns during the stress period. When the stress is removed, the three atomic structure particles return to fit back into the pattern dictated by the Memory Frame.

Let us now look at simple devices and experiments that can be made and performed in gravity control. First, I will discuss two simple gravity meters that you can build.

The Wilbur Smith pre-stressed fishing line leader device is simple to build. It is merely a pipe containing a prestressed length of fishing line leader to measure ambient stress waves. A common silicon dioxide crystal can be pre-stressed, and used as the dielectric of a bridge capacitor system for a more sensitive stress wave (gravity) measuring unit, like J. Gallimore's.

Five people can be used to demonstrate gravity control in a simple experiment. Have the heaviest person seated in an open chair and the other four at 90 degrees standing around him. Stack counter-clockwise (arbitrarily) the right hand of each standing person as close as possible, without touching, over the head of the seated person. Then stack the left hands, counter-clockwise. Hold for 15 seconds and then remove the hands in reverse order. The four standing people grasp the seated person and raise him easily. Repeat this experiment with the Smith or Gallimore gravity detector on the lap of the seated person. Note the large drop in ambient gravity on the stacking of the hands over the seated person, and the slow field return to ambient after the lifting process.

In a second experiment, build two Smith or Gallimore units as a transceiver system. Stress one unit and the other unit will change to follow. This gravity communications system can not be blocked by any field or barrier.

A small pump, pressure gauge and length of flexible hose will demonstrate the Schauburger system. First pump water at maximum flow through the straight hose. Now coil the hose in loops and note the pressure drop on pumping. Finally, make a conical coil of the hose and note even more pressure drop--and possible hose lift. The Smith or Gallimore detector will register during the last tests given.

Rapidly spin a metal flywheel near the Smith or Gallimore detector to observe the Faraday/Searl effect. Size, metal type and rotational speed of the flywheel will determine the level of the detected gravity variance. Copper is an excellent flywheel material to use.

A very large open plate capacitor and high voltage power supply will demonstrate the T. T. Brown gravity control effect. An old T.V. set power supply can be used, along with aluminum foil plates. The Smith or Gallimore detectors will indicate the gravity control of this demonstration.

The General Systems Theory of Gravity Control is briefly detailed under the Kervran/Kushi data. Generally, the two fluid flow model of the original Maxwell treatise applies and its developed equations. The addition of the disassembling atomic particles into separate fields and the locational Memory Frame Structure are new to the total system concept. Predictability, demonstrability, repeatability, and natural design confirm this concept of gravity control as reality.

As general gravity notes, the following comments are given:

1. Psychotronics is a mind "tuner" system using gravity wave linkages. (See Hieronymus and De La Warr systems)
2. Psychic phenomena like telepathy, psychokinesis, etc., are all gravity mind (not brain) control systems. (Psychotronics without a box)
3. The gravity field surrounding an individual (soul or aura) survives bodily death and is eternal. The soul, in or out of the body, can receive and transmit information

via gravity (white noise systems). (See Meek and Clark systems). The soul gravity field is the mind and the physical body/brain is merely an input-output device of the mind or soul.

4. Tesla communications and power systems without wires were all gravity wave based.
5. The Moray, Hubbard, etc. "Free Energy" systems are all forms of gravity wave devices.
6. Reich Accumulators and Cloudbusters, as well as pyramids, are gravity control devices.
7. All of nuclear physics that actually works is gravity control. There are no strong or Weak fields in nature.
8. The "smashed" out subatomic particles that actually exist are sub-components of the three natural basic particles.
9. All of Relativity and large parts of Quanta Mechanics are pure science fiction, the products of actors, not scientists.
10. Time is merely interval measure between events and has no reality of its own.
11. The universe was created and all systems are in a state of devolution.

BY: RICHARD L. CLARK

* * * * *
From: *Advanced Sciences Journal* (#2: sample)
PO Box 109 Lakemont, GA. 30552

CRITIQUE

A Journal of
Conspiracies & Metaphysics
P.O. Box 11451
Santa Rosa, California 95406

SUBSCRIPTION PRICES

1 YEAR - \$14.00 / 2 YEARS - \$26.00
3 YEARS - \$38.00 / 4 YEARS - \$48.00

Mysterious Rays from Human Eye Move Solenoid

WILL science soon reveal the nature of a mysterious power of the human eye more amazing than light itself?


Probably every one has experienced an almost intolerable sensation under the prolonged stare of another person's eyes. If one person looks into another person's eyes, one of them must at last avert his gaze.

Dr. Charles Rame, an eminent British bacteriologist, has constructed a device which he believes conclusively proves that the human eye possesses an invisible energy, powerful enough to move objects.

A delicate solenoid of fine copper wire wound on a cylindrical cylinder is suspended from an unspun silk fiber fourteen inches long. The upper end of the silk is attached to a cork placed in the end of a long glass tube and the lower end is fastened in a metal yoke near a small electromagnet. The object is to bring the solenoid to rest after it has been set in motion.

The entire system is enclosed in a glass jar, covered with metal foil, and with water or paraffin just the height of the experimenter should observe the result.

On each side of the vessel the metal opening is scraped from one small spot. These openings are faced by insulated metal plates connected with a Leyden jar, which places an electrical potential



Dr. Rame's apparatus consists of a double glass jar containing a solenoid that is free to turn when the vision is directed through the slit.

across the air space inside the double vessel. Another opening is made for the eye.

If the experimenter looks at one end of the solenoid as soon as the plates are charged, it will turn away from him, says Dr. Rame. If he looks at the other end, that end will move away. No motion results if the eyes rest on the center. To enable the observer to more easily watch the effect, a pointer hung from the solenoid moves over a dial graduated in degrees.

Dr. Rame believes there is a ray of force, projected from the eye in the act of vision, which produces a tiny electric charge on the swinging solenoid. Of the nature of this energy he is not certain, although, since no effect is obtained in the dark, he thinks that the "emanation" is a refraction or a concentration of some unknown ray in light.

© Modern Publishing Company

Drawing by G. H. Davis

CRYSTAL GAS MILEAGE INCREASE

Richard Letour Clark PhD
4015 Green Point Dr.
San Diego, CA 92109

OBTAIN A COMMON SILICON DIOXIDE (SiO₂) CRYSTAL OF MEDIUM SIZE. ALONG THE EASIEST TO CLAMP AXIS OF THE CRYSTAL, APPLY "C" CLAMPS BETWEEN METAL PLATES TO "SQUARE" THE CRYSTAL HARD. (THIS IS THE COMMON PEROELECTRICAL DEVICE, BUT WE HAVE NO INTEREST IN THAT APPLICATION.) WE WANT TO USE THE GRAVITY FIELD RADIATING FROM THE CRYSTAL UNDER GREAT PRESSURES TO BREAK UP THE HYPERCARBON BONDS IN GASOLINE - INCREASE THE USABLE ENERGY PER VOLUME.

WITH THE HOOD OF YOUR CAR UP, AND THE ENGINE IDLING, BRING THE PRESSED CRYSTAL NEAR THE GAS LINE (CLOSE TO THE CARBURATOR).

ROTATE THE CRYSTAL UNTIL MAXIMUM REACTION FROM THE ENGINE TELLS YOU THE MOUNTING POSITION FOR BEST MILEAGE. (RESET YOUR IDLES, ETC.) RAW DATA INDICATES THAT THE CRYSTAL IS 3 TO 5 TIMES BETTER THAN THE BEST MAGNETIC UNITS. LET ME KNOW YOUR ROAD TEST RESULTS.

March-April 1986 JBR, page 17

In his book, "Revolution...", Dr. Hans Nieper offers some unusual advice and comments on medicine and society. The distinguished German physician, who is also deeply involved in the "free" energy field and in devices for the conversion of gravity field energy to replace nuclear power and fossil fuels, is highly critical of American treatment of cancer and cardiac problems. He has treated thousands of patients from every corner of the globe at the Paracelsus Hospital Clinic, Silbersee, Hannover, FRG. Using tested supplements and medicines that have never been adopted by the medical profession in the US, he is said to stabilize or arrest cancer in many patients as the result of a 26-day regimen, and was consulted by Yul Brynner and Ronald Reagan.

He departs from mainstream and orthodox therapies to put strong emphasis on cancer prevention by avoiding or restricting the following foods:

- 1) no meat and no sausage (in the case of exhaustion, lack of blood protein, or cachexia, very little meat, 6-7 oz/wk)
- 2) little cheese
- 3) very little sugar
- 4) very little fast-release carbohydrates, such as pastries, puddings...
- 5) no shellfish (high nucleic acid content)
- 6) no smoking
- 7) very little alcohol
- 8) no junk beverages
- 9) no apple juice (too rich in glucose)
- 10) no distilled water

He recommends:

- 1) oatmeal, millet, whole grain bread
- 2) skimmed milk
- 3) fish in limited quantity
- 4) fruit and fibrous vegetables, cooked & raw
- 5) carrot juice
- 6) pancreatic enzyme preparations
- 7) omniflora capsules, "Euplan" bifidum Flora, containing milk

Dr. Nieper has some strong warnings against the use of fluoride in drinking water, tablets or toothpastes. He believes it can cause cancer in children.

He is also opposed to the use of aluminum in food preparations, including foil at high temperatures, and urges avoiding food additives that contain aluminum as an

Editor's Note:
The design on this page is the most recent one of Mr. Cater's, and the one he recommends as being most efficient.... Beyond what is presented in this issue of The Larsen File, this editor knows no more about the orgone free energy device; so I would appreciate it if you readers would not deluge me with inquiries. If anything comes in from readers or from Mr. Cater himself (or from Dr. Richard Clark), I will include such comments/suggestions in a future issue of The Larsen File.... I will be looking around for the copper foil in order to make a sample orgone water jug in the coming days/weeks. If successful, I'll let the readers know. Right now, the prospects for making a unit for a car are a bit beyond my present capacity and time schedule....

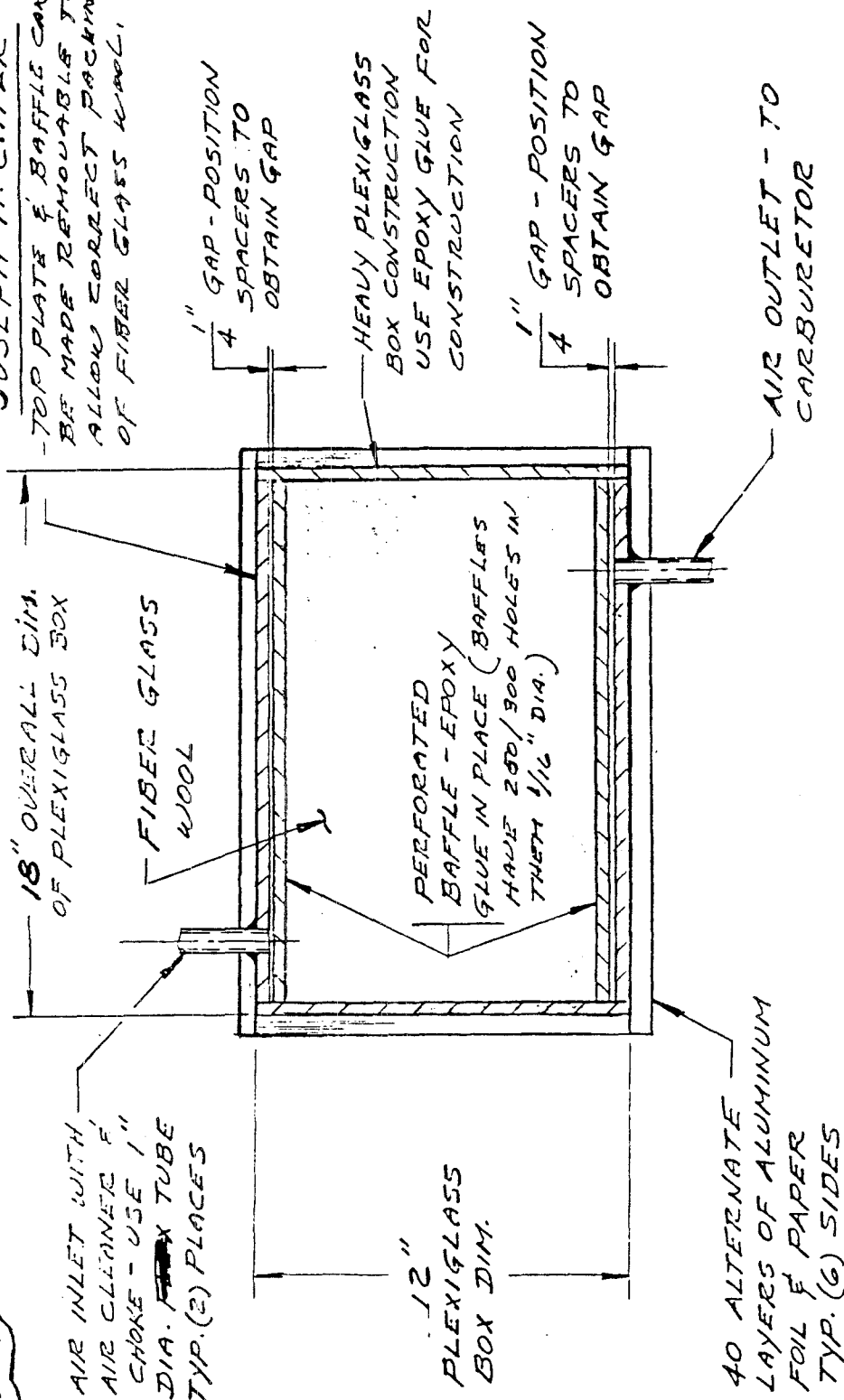
Incidentally, I would suggest that we all keep a fairly low profile in our efforts to make workable orgone-producing units. Not that we'll end up like that farmer!--- But why not play it safe....

Although I have no knowledge base from which to respond to inquiries, I would welcome any suggestions as to where I might be able to secure the copper foil sheets needed for construction of the orgone water jug. I would imagine the best bets are plumbing shops and hardware stores. How about specialized mail order companies??---H.L.

DESIGN BY:

JOSEPH H. CATER

-TOP PLATE & BAFFLE CAN BE MADE REMOVABLE TO ALLOW CORRECT PACKING OF FIBER GLASS WOOL.



FREE ENERGY DEVICE
CROSS SECTION VIEW (NO SCALE)
OUTSIDE BOX DIMS. 12" X 12" X 18"

"In the case of diesel engines, the situation was different but the results were identical. Diesel engines have ultra-high compression ratios and this, coupled with the heat already built up in the engines during operation, enabled even a lower orgone concentration to disintegrate. This didn't occur when the engine was receiving fuel because the atomized fuel absorbed most of the orgone normally present in the air. This prevented excessive agitation and the only heat released was that due to the burning of the fuel. With this in mind, the solution to the problem of obtaining energy directly from the air without fuel becomes almost self-evident.

"A properly constructed orgone accumulator is the greatest concentrator of orgone energy known. The author is not thinking in terms of just a few alternate layers of metallic and non-metallic substances as has been done in the past, but as many as 40 layers! The more layers, the higher the concentration of orgone resulting. This means that air passing through an orgone accumulator with this number of layers will be supercharged sufficiently after it leaves the accumulator to operate an engine. The size of such an accumulator is also critical. If it is too small, it cannot supply enough orgone to operate a large engine continuously. Orgone is not concentrated in an accumulator instantaneously after it is exhausted.

"The picture is now completed. A box of sufficient size is covered with 40 alternate layers of aluminum foil and paper. Two thicknesses of newspaper to each layer of paper will be just fine. In other words, there is one thickness of aluminum foil and the paper to each of the 40 layers. Except for the openings for the air intake and air outlet, the box is completely encased. The inside of the box should contain a network of non-metallic baffles to disperse the air and cause it to circulate throughout the entire volume. This enables it to pick up more of the orgone before it enters the outlet tube. It must also be kept in mind that the outside layer should be non-metallic.

"To accommodate the larger automotive engines, the inside volume of the box should be about 1½ cubic feet. A one-inch outside diameter flex tube will suffice for the outlet line to the carburetor. A box of this size will not fit under the hood of most cars. It can be placed anywhere in the car and the flex line from the outlet can be routed to the engine. It should also be apparent to the reader

that despite what it can do, it is also the epitome of simplicity.

"The author was recently introduced to a mineral processor who is also a top dowser. He uses his dowsing ability to pick out the chemicals he needs for any specific purpose and to determine other things he needs to know with uncanny accuracy. He dowsed out questions put to him concerning this new device and the answers he received closely parallels the author's own determinations. His conclusions were as follows: Yes, the device will definitely work; 30 alternate layers of aluminum foil and paper or 26, using copper foil, will do the job; the volume of the box should be at least 1.25 cubic feet; the input and output lines can be one-half inch inside diameter. The author neglected to ask if this would suffice under all conditions. However, to insure top performance under the worst of conditions, when the orgone concentration in the atmosphere is relatively low, the author recommends the specs he originally laid down.

"The author has demonstrated the potency of a multi-layered accumulator by covering a water jug with 18 alternate layers of copper foil and newspaper. The water from this jug is unique. It is vastly superior to water treated in any other way, including water placed under a pyramid. It has a sweet taste and has proven to be completely free of all impurities. Impurities settle to the bottom of the container and those who drink the water can cut down drastically on food intake. For treating water, copper should be used instead of aluminum since it has a more beneficial radiation which is absorbed by the water. The author now plans to cover a one gallon glass jug with 30 layers of copper foil and paper.

"If the reader plans to build either or both of the above devices, he will find that ordinary masking tape is effective for securing each layer."--Joseph H. Cater

[Editor's Note: Along with the above letter by Cater---printed in the October, 1984 issue of THE COSMIC SCIENCE RESEARCH CENTER bulletin---a second handwritten letter was also sent to me. Presumably, it was copied by the subscriber to The Larsen File from the above publication, of a later date. At any rate, it clarifies what Mr. Cater had previously written in the COSMIC SCIENCE bulletin of Oct., 1984. Here, then, is more data for those of you who might want to experiment! --H.L.]



Free ENERGY !

THE LARSEN FILE

Pg.7

[First a few comments before we go on to our second feature presentation....I came down with the flu just as I was about to get to work on this issue. So the delay has necessitated some short-cutting---the reprinting of two articles in order to save time and to get this issue to the printer on time.--H.L.] [I have received some fine, informative letters from a number of subscribers recently. The following excerpt acts as an introduction to the articles to follow.]

"...Have enclosed some literature on a free energy device by Joseph Cater. He has written two books that deal with free energy [AWESOME FORCE and AWESOME LIFE FORCE]. He projects a great understanding in them of the forces found in Nature and the laws that govern them. Joseph Cater has altered William Reich's orgone box idea and adapted it to fit the top of any internal combustion engine that has a carburetor. He has hopes that this simple device will put a major crimp in the operations of our oil barons. It does work."

The following is the first of two letters that Mr. Cater submitted to THE COSMIC SCIENCE RESEARCH CENTER [1646 S.E. Elliott Street, Portland, OR 97214]:

"The following is the most important article the author has ever submitted to any publication and categorically states is also the most important anyone has ever presented to any publication. The reasons will become apparent by the time the reader finishes it. Is it possible that a simple device which can be easily and cheaply mass produced and also easily constructed by any back yard handiman with no special tools, can put free energy within the reach of everyone? The answer is an unqualified yes! Incredibly, this can be accomplished without any changes in our present technology. In a nutshell, it is a device that can be attached to any internal combustion engine which will alleviate the need for fuel. No changes or alterations of any kind on the engine are required. One standard device of the correct size will work on any engine; at the same time the engine will perform better than it would on any fuel. Another dividend is that the exhaust, instead of being toxic, will be highly beneficial. It will contain a much higher negative ion content than ordinary air. Interestingly enough, the old outmoded gasoline engine, long

condemned by free energy advocates including the author, can turn out to be perhaps our greatest and most practical source of free energy. The ramifications are staggering. Conventional engines can be used to operate conventional generators, heat homes by its exhaust and at the same time improve air quality along with many other uses. The only malefactors directly affected by such changes would be the oil and utility companies. Ironically, the internal combustion engine, ruthlessly preserved by the establishment for nearly a century can finally be its downfall.

"An early clue as to this possibility was revealed to the author several decades ago by an associate who had witnessed an incredible demonstration. For a period of several months an old farmer gave public demonstrations of an ordinary gasoline engine running on air alone. This was accomplished by passing the air, which eventually went into the manifold, through a mass of ground up vegetable matter. The engine could be made to run for weeks on one batch. No doubt, he periodically added water to keep it from drying out. The reader has guessed it---he finally disappeared under mysterious circumstances.

"Later, another clue was revealed when it was learned that the engines of diesel trucks often run wild when they run out of fuel during operation. A former acquaintance of the

author personally wit-



Free ENERGY !

nessed such an event. To remedy this effect, some manufacturers have installed special valve lifters to cut compression when this occurs. In view of the science of soft particle physics developed by the author and thoroughly explained in his new book, THE AWESOME LIFE FORCE, the explanation of the above phenomena becomes self-evident.

"As mentioned in previous articles, orgone (or soft electrons) which permeates all known space is the direct source of all our energy and also electricity. Heat is produced when soft electrons, which are relatively unstable, disintegrate and release the harder electrons they camouflage. The released harder electrons produce thermal agitation of atoms and molecules before they are recaptured. All living things including vegetable matter concentrate soft electrons. When the air passed through the vegetable matter, it picked up high concentrations of soft electrons before it entered the manifold. The high concentration of soft electrons in the super-charged air became sufficiently agitated during compression and sparking to disintegrate, which resulted in the production of much heat.

Natural Self Defense

The little known secrets of weaponless defense from discussions with avatar A.B. Glaser and other enlightened sources. Spells out the systems and energies used by the mind components to bypass the usual painful systems. Covers sensing systems, distractions, lessons, self control, upgrading intelligence, balance, pain, fear, karmic defenses, chi, hardest blows, spiritual armor, and data that makes other systems and books a waste of time. \$9.95

Natural Self Defense Volume 2

Originally done for Mod Humind manual readers only. This work not only goes more deeply into higher level spiritual laws, it gives dozens of strategies almost never covered elsewhere. Articles on spiritual armor, 'ki' energies, Earth changes, poison and radiation neutralization, abduction defense, radionics, martial arts, medical dangers, set-ups, implants, phone security, non lethal weapons, keeping a low profile, etc. \$10.00

Time Travel Report # 1

Survey of many odd, old & new designs. Dozens of clippings and some schematics. Includes data on: Teleporting colors, time portals and ley lines, Nazi T. T. experiments, physics and theories, hyperspace math, visitors from the future, flux capacitors, feed-back from users, Montauk experiments, etc. \$9.95

Automobile Secrets Report

Beat the con-men and repair crooks secrets. Solving new car warranty problems, checking out used cars, bypassing emission systems, secrets of longevity, coping with cold and an 8 page "how to trade and sell cars for profit." Only \$9.95

High Mileage Carburetors

Awesome two dozen designs that were shelved or squelched... Diagrams, patents and articles... \$8.95

Time Travel Report # 2

More articles, clips, and diagrams like: Project Hermes, CIA projects, Gibbs units, other dimensional creatures, time reversing cameras, time warps, Indian wheels, Atlantean generator, and multi-dimensional designs. \$9.95

Oil And Fuel Secrets Report

Data on using Xtals, orgone energy box, what gas or diesel to use, gas cracking and refining, synthetic and emergency fuels-formulas, free oil sources, oil filters and home refinery methods, gas conditioners and treatments, vegetable oils, and best oil to use, etc. \$8.95

Gas Savers Report

Collection of unique patents and designs like: Gas vapor heaters, catalysts, orgone accumulators, spark intensifiers and flame enhancers. \$9.00

Invisibility Report # 1

General back ground, methods, use of time portals, stealth—phantom war plane and other exotic examples, etc. \$6.00

BOOKS

Catalog Supplement

Incredible Inquiry Catalog \$1.00

Box 2207-76, Garden Valley, ID 83622




THINK AND GROW RICH. Classic foundation data	\$7
TO HEAR THE ANGELS SING.	
Nature devas contacts	\$12
KINSHIP WITH ALL LIFE. ESP with animals etc.	\$8
WHAT THE ANIMALS TELL ME.	
ESP communication etc.	\$8
PSYCHIC POWERS. Telepathy, Psychometry, reading etc.	\$5
DEVELOP YOUR PSYCHIC SKILLS. Exercises, methods etc.	\$10
OPENING UP YOUR PSYCHIC SELF. More methods-data	\$8
HANDBOOK OF ASTRAL POWER. Reading abilities-Unique	\$8
JOURNEYS OUT OF THE BODY. Astral projection methods	\$10
PSYCHIC SELF DEFENCE. Fortune The classic in the field	\$13
EXORCISM. Safe methods from a distance. Unique.	\$13
TRUTH ABOUT PSYCHIC SELF DEFENCE. Booklet	\$5
LIFE AND TEACHINGS OF MASTERS OF FAR EAST.	
Miracles and spiritual advice. Vol. #5 \$8 Vol 1 to 5 (All).....	\$30
PENDULUM POWER	\$8
(Pendulum with chamber).	\$5
PRACTICAL PENDULUM BOOK. For health & bus. answers	\$9
YEA ARE GODS. Immortality-power thru Biblical answers	\$10
WHAT JESUS TAUGHT IN SECRET. Hidden meanings etc.	\$8
SECRET SCIENCE AT WORK. Long secret Huna power methods	\$10
HUNA CODE IN RELIGION	\$12
GROWING IN LIGHT. Huna	\$10
SECRET TEACHINGS OF JESUS. Gnostic texts-Thomas etc.	\$8
NAG HAMMADI LIBRARY. Huge collection for seekers	\$20
OTHER DEAD SEA SCROLLS BOOK. Smaller collection	\$10
THE OTHER BIBLES. Christian apocrypha, Jewish gnostic Kabbalah, Dead sea scrolls etc. 700 pg classic	\$20
ESSENE GOSPEL OF PEACE. Jesus philosophy on health etc.	\$3
BOOK OF ENOCH. Once in Bible—Great data	\$8
THE GREAT PYRAMID DECODED. Prophecy from measure	\$8
SECRETS OF THE GREAT PYRAMID. Thomkins Classic Photos	\$25
ALCHEMISTS HANDBOOK. Best on doing data ever	\$13
PLANT ALCHEMY. Another best in field title	\$13
HERMETIC MUSEUM. 22 classic tracts on alchemy	\$30
(There are several \$6 alchemy reports available... Write today!)	
TIME, SPACE & KNOWLEDGE. Tibetan cosmology-Tulka	\$14
SPACE, TIME & BEYOND. Another cosmology classic	\$6
THINKING & DESTINY. Immortality thru balance, etc.	\$15
DISCOVERING PAST LIVES. Background & methods	\$10
SECRET POWER OF WORDS. Good & bad influences of	\$13
UNDERSTANDING SEXUALITY. Overcome blocks. GREAT.....	\$13
ASTROLOGY OF SEXUALITY. Analyze mates & self	\$8
SEXUAL ENERGY AND ECSTASY. Prolong-enhance etc-Great	\$17
WOMEN FOOD & SEX IN HISTORY. Schools ban this. (4) -Ea-	\$10
YOUR FACE NEVER LIES. Feature diagnostic fills etc.	\$13
TONING. Make sounds for health problems. Unique	\$7
YOUR HEALING HANDS. Using the psychic or 'ki' energy	\$12
THE THERAPEUTIC TOUCH. Use of prana etc. Classic	\$13
AIKIDO. Using attacker's energy against them. 'Ki'	\$12
MOVEMENTS OF MAJIC. More marshall arts secrets	\$13
RADIONICS & THE SUBTLE ANATOMY OF MAN. Backgnd.	\$10
MAGNET THERAPY. For joint problems & much more	\$10
THE MAGNETIC EFFECT	\$12
MAGNETIC PULSE OF LIFE	\$12
THE SECRETS OF METALS. Strange & wonderful data	\$13
CRYSTAL POWER. Use of quartz crystals for charging	\$10
EDGAR CAYCE HANDBOOK OF HEALTH. Unique healing etc	\$12
URINE THERAPY. The no cost healer data	\$8
BACK FLOWER THERAPY. Works great for many	\$14

HARMONICS OF SOUND & COLOR VIBRATIONS. Influence	\$10
YOUR NAME AND COLORS. Aids success to have right	\$10
INSTANT HERBAL LOCATOR. Problems & herbs needed for	\$8
HEALING POWER OF HERBS. An all around favorite	\$8
SECRETS OF THE CHINESE HERBALISTS. Com. herbs used	\$9
THE HERBALIST. One of the great classics with pictures	\$1
ANTHROPOPHIC MEDICINE. Steiner the genius data	\$10
TOWERS OF POWER REPORT. Exotic machines and designs that boost plant growth etc.	\$5
ARK OF THE COVENANT. Strange lore & usage	\$5
NOAH'S ARK REPORT. Articles & exotica on	\$4
STRANGE ANIMALS & MONSTERS COLLECTION	\$8
STRANGE ANIMAL LORE REPORT. Dolphins, rats, etc.	\$4
TALK TO ANIMALS SECRETS REPORT. Telepathy	\$4
ANIMAL CRUELTY EXPOSE. Articles, clips	\$3
STRANGE MUMANOIDS Rep. #1 & 2 Exotica	\$4
STAR PEOPLE REPORT. Traits, why they're here etc.	\$5
PIRATES OF YESTERDAY & TODAY REPORT	\$3
SLAVERY—YESTERDAY & TODAY. Surprising data	\$8
STRANGE SOUTH AMERICAN LORE. Hidden gold etc.	\$5
INNER EARTH COLLECTION. Extracts from many rare sources and articles. A huge collection	\$25
EARTH CHANGES REPORT #1-2 or 3. Dangers to come. Prophecy, new land masses etc.	\$8
POLE SHIFT REPORT #1-2 or 3	\$8
DOWSING REPORT #1. Treasure-health etc.	\$5
DOWSING REPORT #2. History, types of rods etc.	\$5
BORDERLINE LIFE ACTUATION COLLECTION. Bions, biogenesis, Littlefields experiments-Make life	\$10
PICTURE PERFECT BOOK. Gain photo-memory	\$12
MIND FOODS & SMART PILLS COLLECTION	\$8
TIME TRAVEL Guide Various theories etc.	\$13
WAVE THEORY OF TIME TRAVEL. CETAR	\$8
VORTEX ENGINEERING CONCEPTS OF SCHAUBERGER Nature's water & air cleansing secrets	\$9
ARTIFICIAL INTELLIGENCE CONCEPTS REPORT	\$4
BELFRAY EXOTIC TECHNOLOGY COLLECTION. Diagrams of new space age concepts & experiments	\$9
EXOTIC CRYSTAL LORE COLLECTION. Rare data	\$8
ANCIENT SUPER CIVILIZATIONS COLLECTION	\$8
ENVIRONMENTAL HAZARDS REPORT. Little known data	\$8
NUCLEAR CONTAMINATION DEFENCE SECRETS	\$8
SOUND & IT'S EXOTIC APPLICATIONS REPORTS 1 & 2-Ea-	\$10
STRANGE OTHER DIMENSIONAL MACHINES. For contacting other dimensionals etc. RARE! 1 & 2 —Ea—	\$9
OTHER WORLD LISTENING & RECORDING DEVICE REP.	\$8
OTHER DIMENSIONAL PICTURES & m.#1 @ —Ea—	\$6
INTER DIMENSIONAL COMPUTER REPORT. Really	\$6
FREE OR CHEAP HEATING REPORT. #1 or 2 —Ea—	\$4
FREE OR CHEAP COOLING REPORT. Little known	\$5
FREE OR CHEAP ELECTRICITY REPORT	\$5
LIGHT & ITS EXOTIC ASPECTS REPORT #1 or 2 —Ea—	\$5
BIOLOGICAL TRANSMUTATION REPORT. E. from air	\$4
MAKING WATER PURIFIERS REPORT. Many designs	\$5
POLARITY DEVICES REPORT. These amazing devices actually alter foods & upgrade environment	\$5
COILS FOR SUPER CROPS REPORT. Amazing description	\$9
SOIL ENHANCING SECRETS REPORT. Little known	\$10
SUPER YIELD SECRETS COLLECTION. Exotic	\$9
SALT WATER REJUVINATION FOR FREE REPORT	\$10
WATER REJUVINATION REPORT #1	\$9
WATER REJUVINATION REPORT #2 GREAT!	\$12
HOW TO MAKE SAFE SLEEP TAPES. Matheson	\$10

HEALING HANDS. Background & results	\$5
MIND POWER COLLECTIONS 3 Reports Amazing: —Ea—	\$8
TRANSPORING REPORT. CETAR. Goes far beyond the usual astral travel projection	\$18
TIME & CONSCIOUSNESS ALTERATION REPORT. Cetar	\$15
TIME TRAVEL Articles. Various concepts and data	\$12
PAST LIFE READING REPORT. Methods & articles	\$5
KARMA REPORT. Detailed concepts	\$5
SYMBOLS & TALISMANS COLLECTIONS. Wide ranging	\$5
HYPERSPACE MATH TEXT. For going beyond this third dimension. Space age level. Unique	\$22
BRANDEZ LETTERS. By H'math. author	\$10
CHANNELLING REPORT. Spotting fakes etc.	\$4
PSYCHIC SELF DEFENSE REPORT #1 or 2. —Ea—	\$6
STRENGTH OF SAMSON SECRETS REPORT. 'Ki' use	\$6
REJUVINATION SECRETS REPORT. Wide ranging	\$8
REGENERATION REPORT. Goes further than diets	\$8
IMMORTALITY REPORT. Concepts you never heard of before	\$8
MEMORY BUILDING REPORT. Wide range of ideas	\$6
ESP ENHANCEMENT REPORT. Exercises—concepts	\$6
ANTI WORK EXPOSE. The traps exposed	\$6
SURVIVAL COLLECTION. Unique articles etc.	\$9
NEW FOODS REPORT. Little known crops—plants	\$8
POOR MANS HOUSING REPORT. Free—cheap etc.	\$5
LIVE ON WHEELS REPORT. Many unique ideas etc.	\$4
THE FREEDOM WAY. Cheap living concepts	\$4
STRANGE & WONDERFUL FOOD ALTERATION METHOD. Using polarizers, bacteria, fungi, etc.	\$4
KICK SMOKING EXPOSE. Many approaches	\$4
DRUG TREATMENT SECRETS. Booze & drugs	\$10
MAGNETIC & ELECTRIC HEALING COLLECTION	\$9
STRANGE HEALING MACHINES. Articles—clips	\$9
WATER HEALING REPORT. Wide range of concepts	\$9
PSYCHIC HEALING REPORT. Articles—concepts	\$6
HEART ATTACK DEFENSE REPORTS. #1 & 2 —Ea—	\$6
EYE REJUVINATION REPORT. Unique ideas	\$6
HEARING REGENERATION REPORT. Many concepts	\$4
DENTAL REPORT. Do it yourself secrets, etc.	\$5
SLIMMING DOWN SECRETS. Many concepts	\$4
DIAGNOSTIC SECRETS. Little known	\$3
CHELATION REPORT. For heart & arterial purposes	\$5
IMMUNITY SECRETS REPORT. Articles & clips	\$4
LITHIUM HEALING. Balance chakras & calms without toxic oral Li use. (Xtals)	\$6
RE-ENERGIZE YOURSELF. R. Many methods	\$4
DEATH & DYING COLLECTION. Cheap funerals. Cryogenics, near death experience, past lives, etc.	\$5
HUNA REPORT. Native super powers secrets	\$3
BIRTH CONTROL SECRETS. Mental & exotic material	\$5
WOMAN'S SECRETS REPORT. Astonishing data	\$9
MENS SECRETS REPORT. Little known data on love and attracting the other sex, & relationship secrets	\$8
ESP SEX PICK UP SECRETS REPORT. Unique	\$4
GUILTYLESS SEX REPORT. Harder. Good advice	\$4
SEX PROBLEMS REPORT #1, 2 or 3 Physical-Mental —Ea—	\$3
ASIAN WOMEN FOR MEN REPORT. Background	\$3
AWESOME LIFE FORCE SAMPLER	\$3
AWESOME LIFE FORCE —BOOK	\$13
BUSINESS SECRETS REPORT #1. Scams, free publicity	\$8
SYNTHETIC DIAMOND MAKING REPORT. Outlines, etc.	\$8
CRYSTAL AND GEM GROWING REPORT. Various methods	\$7

Fry's Incredible Inquiry
Box 2207
Garden Valley, ID 83622

Shipping & handling charges:
(10% of total order
in U.S.; 20% Int'l.)



By Peter A. Lindemann

I first became interested in "free energy" in the summer of 1973. I was on a bus trip from Milwaukee, Wisconsin to Ann Arbor, Michigan. As bus trips go, it turned out rather exciting. At a rest stop just outside of Battle Creek, I saw a curious little newspaper on the stand. The headline read: "Man Creates Engine That Consumes No Fuel; Invention Could Change History by 1984." I bought the paper. I was 22 and very easy to impress.

The paper was the National Tattler, and the article was written by the now famous Tom Valentine. It told the story of Edwin Gray and his marvelous inventions. Although his fuel-less engine got most of the attention, I was fascinated by his little solid-state circuit. The article describes how a small 15-amp motorcycle battery was hooked up to a pair of capacitors that, in turn, were connected to a panel of outlets. A switch was thrown, and the capacitors were charged from the battery. Next, six 15-watt electric light bulbs were plugged into the outlet panel, along with a TV and two radios. The bulbs burned brightly, the television played and both radios blared and yet, the small battery was not discharging. "You couldn't begin to get all this current out of that battery under ordinary circumstances," Gray said. At the end of the article, Gray was quoted as saying, "You know, to light this bulb takes millions of dollars in power plant facilities, transmission lines and circuitry. With my capacitors, I can provide power to any home for a couple hundred dollars." Tom Valentine ended the article by saying "The economic impact of that statement is beyond the imagination..." Right!

I wrote to Mr. Gray and asked for more information. His wife wrote back saying that due to security concerns, no more information could be given than was already in the articles. I moved to Hawaii.

By 1979, I had tracked down a copy of Gray's US patent, #3,890,548, which discloses his engine, but says nothing about the solid-state circuit. I had also found and spoken with two people in southern California who knew Gray in the early 1970's and had seen the solid-state circuit work. By this time, Gray and his marvelous inventions had disappeared.

Twenty-one years later I think I am beginning to understand what I am doing. In my energy files, this project has been to multiply the effect of battery storage." Over the years I have played around with a number of circuit designs. None of them have embodied a simple, understandable principle able to embody a simple, understandable principle able way Gray's system did. Then, last year, I attended a Physics Conference in Colorado Springs. In the afternoon I bought a small booklet called "The Energy Conserver 1", by George Wiseman. I missed George's talk at the conference but the book seemed to cover the same material. So, I put the book in a pile (file). At the time, I was

busy perfecting my MWO research and didn't have time to think about it. It stayed there for 9 months.

Then this spring, I dug out the little book again and read it over and over. What George was saying finally began to sink in. The circuits were simple, made up of batteries, capacitors, switches, and loads. On page 17 of this booklet is a section called Efficiency Experiment. The bottom line was this. In one set of experiments, his test setup without the "Energy Conserver" capacitors in

place could pump 1119 grams of water for one turn of a watt-hour meter. When the "Energy Conserver" capacitors were in place, he was able to pump 1901 grams of water for one turn of the watt-hour meter. In another example, he could pump 1026 grams of water without the capacitors in circuit, and 1762 grams of water with the capacitors in circuit, for one turn of the watt-hour meter. The first example shows a 70% gain in work over a conventional running of the pump! The second example shows a 72% gain. Could it be this easy? I read the book again.

His simplest demonstration circuit is described on page 8 and is reproduced here as Figure 1. It consists of a battery, a load, a capacitor, and two switches. It runs like this. The battery is used to charge the capacitor and drive the load at the same time (load and capacitor in series). When the voltage in the capacitor equals the voltage coming from the battery, the cycle stops. At this point he has pumped 60 grams of water and has a fully charged capacitor. Then the battery is disconnected from the circuit and the capacitor is discharged through the load by changing the switches. When the capacitor is fully discharged he has pumped 60 more grams of water. This silly little circuit shows a 100% gain in work over running the pump directly from the battery! OK, OK, I was ready to consider "Energy Conserver Method" theory.

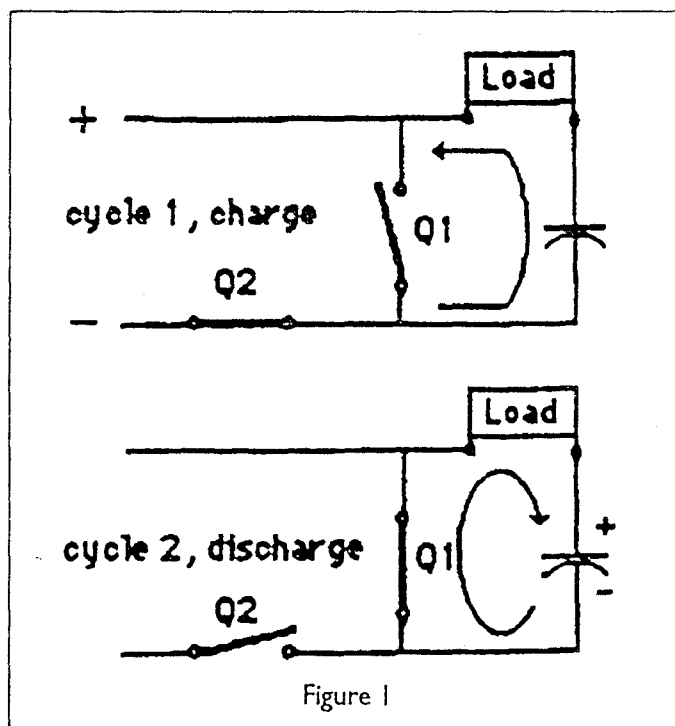


Figure 1

In a nutshell, the theory goes like this. Energy is NOT consumed by the load. Energy is only lost when SOURCES of energy neutralize themselves. Even a resistance does not use up power, it only controls how quickly the current will move through the circuit. This is certainly not conventional thinking. George's proofs of his theory are pretty convincing. For instance, in Figure 1, the total amount of work, measured on a watt-hour meter, is the same for charging the capacitor with or without the load in series. The only difference is how long it takes to transfer the charge, because the load acts to restrict the current flow. On the charging phase, one "capacitor charge" worth of power is neutralized in the battery. Neither voltage nor current is "lost" driving the load on the charging phase and 100% of the energy is conserved in the capacitor! On the discharge phase, the load is powered again and then the energy is "lost" when the capacitor neutralizes itself. The energy is used twice before it is lost, but the load never "consumed" any of the power. This interpretation of energy use is revolutionary in its implications.

In Figure 2, George proposes a circuit with some new twists. By using two capacitors instead of one, the capacitors can be charged in the first half of the cycle and the battery can be charged in the second half of the cycle. This is accomplished by charging the capacitors while they are wired in parallel (a+b) and discharging them after they are switched to a series connection (c+d). By cycling the system faster than the capacitors can fully charge or discharge, this circuit can deliver a constant 3 volts @ 40 milliamps to power

his pump, drawing power from the battery one-third of the time and charging the battery two-thirds of the time. Logic would immediately dictate that this is impossible, but it is what the meters say. Is this 120 milliwatts of Free Energy? Even George admits, its too early to say. Not enough research has been done yet to determine the chemical condition of the battery after the circuit has run for a long period of time. Most of these pulse charge type circuits eat the batteries up because the voltage of the charging pulse is too high. This one looks much more benign, however, because the charging pulse is only 3 volts above the nominal 12 volt battery voltage. Time will tell.

In the course of some telephone conversations I had with George Wiseman, I thought of this circuit, shown as Figure 3. It works like this. A battery, two capacitors and a load are placed in series. The battery is connected to the circuit through a pair of relays so the polarity of the battery terminals can be reversed. A means is provided to charge one of the capacitors up to the battery voltage, in this case, switch S. Switch S is closed to charge C1 up to battery voltage and then left open during the running of the circuit. At this point, C1 is charged to battery voltage and C2 is at 0 volts. When the battery terminals are reversed, the load "sees" twice the battery voltage as C1 discharges and C2 charges. At the end of this cycle, C1 has 0 volts and C2 has battery voltage. At this point, the relays can flip the battery polarity and run the cycle back to the starting place. Since current in the circuit is the same at all locations, the load is provided with twice as much power per pulse

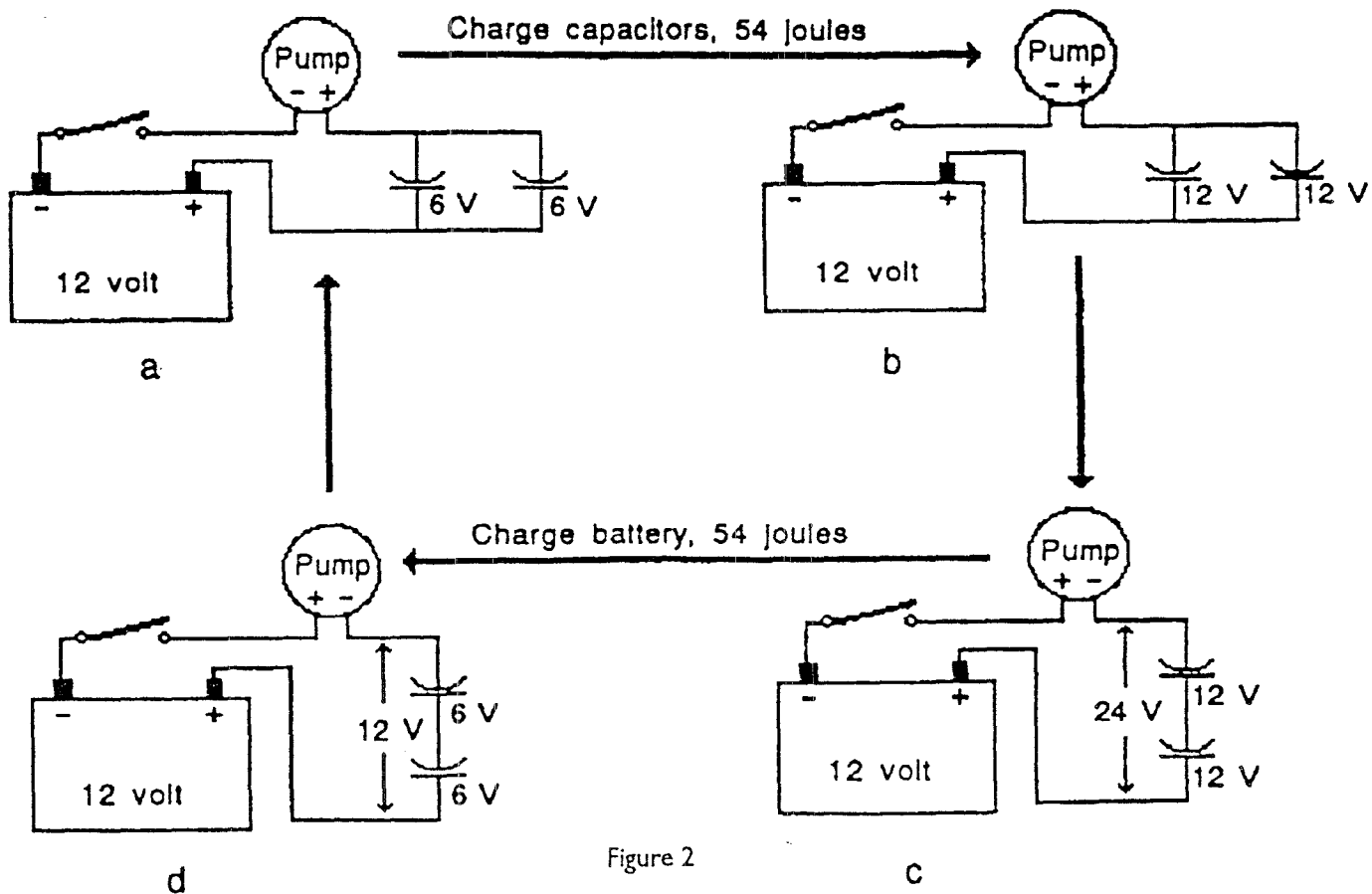


Figure 2

as is removed from the battery. In this way, the energy stored in the capacitors can be recycled through the load an endless number of times while the battery discharges at half the rate of work delivered.

This type of circuit is very interesting to contemplate. For each cycle, the battery is neutralized by that amount of power needed to charge one capacitor. Conversely, the output device sees the combination of the charged capacitor and the battery as its voltage source. If this output device were a transformer, it might be possible to return enough of the power from the secondary side to the battery at appropriate voltages to keep it charged and still have about 45% of the power remaining to drive a load like a motor or a light. Anyone wishing to experiment with this circuit is free to do so. This circuit looks like it can draw power from a battery at 200% efficiency or better and be cycled much faster than the circuit in

Figure 1. When capacitance of the capacitors, inductance of the transformer and frequency of operation are all matched, the system should go into resonance and allow a matched load to operate at the best efficiency. Make sure you use capacitors capable of AC operation.

From the report on Ed Gray's system, it looks like he could deliver over 100 watts of power without discharging the battery. To date, that is 800 times more power than George Wiseman's 120 milliwatt circuit. However, there are some very important discoveries here. First and foremost is the discovery that "loads" do not consume electricity. They may need a specific voltage potential across them to run, but they do not usually create the condition whereby the voltage is lost. Circuits have been demonstrated where the voltage can be RECYCLED and used again, like the circuit shown in Figure 1. Some solid-state devices, like diodes, do exhibit a voltage drop and may represent real potential loss, but more research needs to be done in this area. If MOSFET devices are used in these circuits, the power required to control them is very low and the voltage drop in the power circuit is close to zero. Up until now, most of the preliminary work on these circuits have used mechanical relays.

Anyone interested in this new direction in Free Energy research should buy the books that George Wiseman has written explaining his theories and experiments. George has graciously offered a special discount to Borderland members of \$12 per book, postage paid. Write to: Eagle Research, Box 145, Eastport, ID USA 83826. Order both: **The Energy Conserver Method — Book 1** and **The Energy Conserver Method — Book 2**, and say you heard about them through *Borderlands*. It might be the best \$24 you ever spend! (If ordering from outside of North America, please

add a few more \$ to cover the cost of international postage.)

I'd like to close with a few words on Free Energy. Until now, most Free Energy research in the electrical field has focused on new sources; that is, unique and unusual generator designs. Most of the ones that work, like the N-machine, need to be fairly large before their efficiency is high enough to realize the energy gain. George Wiseman has demonstrated systems that appear to show energy gains at very low rates while running on conventional sources like an ordinary battery. He has successfully run motors and light bulbs while charging a battery and it works the same way each time he sets it up. If loads do not consume electricity, as we have all thought, then all the work coming from ail output devices, like light bulbs, motors and heaters, is FREE. The problem has been that conventional circuits are designed to throw away the energy right after they

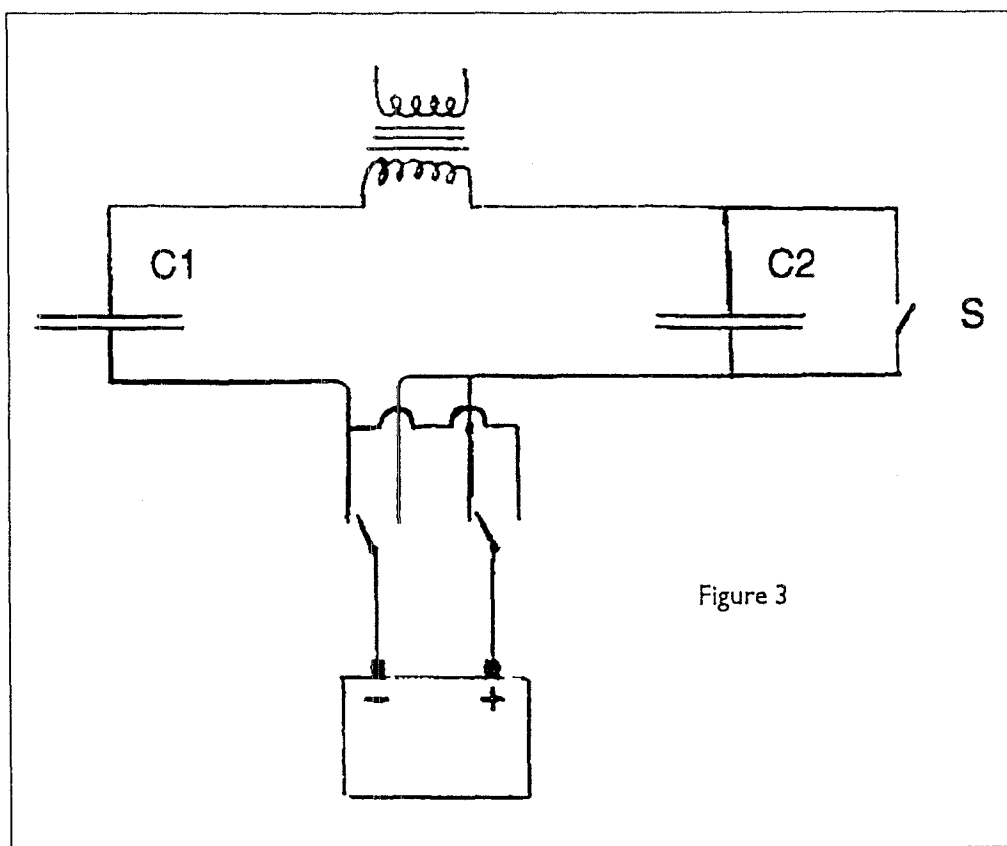


Figure 3

liberate the Free Energy effects in the load. If George is right, and electricity can be recycled and used again before it is lost, a whole new chapter has been opened in Free Energy research. I am hoping that this article will stimulate other researchers to look into George Wiseman's discoveries. ■

PETER LINDEMANN became intersted in alternative energy and health technologies in 1973. He joined BSRF in 1975, studying Radionics, Bio-circuits, Implosion, and related subjects. His first article was published in *BORDERLANDS* in 1986 on ELF devices. In 1988, he joined the Board of Directors of BSRF as well as helped supervise research at Borderlands Labs. Since that time, he has written 14 Fizzix Korner columns, and contributed numerous articles on MWO research, Radionics, and Free Energy.

INCREDIBLE. INQUIRY

REPORT-M # 3 FROM

FRY'S
Box 76-2207
Garden Valley, ID 83622



Colophon by Stephen E. Tabron

FINAL GRAVITY
NOTES ON PAGE 76
(BACK)

EM to G SYSTEMS

NOTES ON MR. J.R.R. SEARL
(FLYING "N" MACHINES)
Background

COMPLETE
ALEXANDER PATENT
ATTACHED ALSO

In 1949, Mr. J.R.R. Searl was employed by the Midlands Electricity Board as an electronic and electrical technician. He was very enthusiastic about the subject of electricity, although he had no formal education, outside that demanded by the job, on the subject. Unhindered by conventional ideas about electricity, he carried out his own investigations in this field.

During his work on electric motors and generators, he noticed that a small electromotive force was produced by spinning metal parts, the negative charges moving toward the outside, and the positive charges toward the rotational axis. In 1950 he experimented with rotating slip-rings and measured a small electromotive force on a voltmeter. He also noticed that when the rings were spinning freely and no current was taken, his hair bristled. His conclusions were that free electrons in the metal were spun out by centrifugal force, while a centripetal force was produced by the static field in the metal. He then decided to build a generator based on this principle. It had a segmented disc rotor, which passed through fields generated by electromagnets at its periphery. The electromagnets were energized by the rotor, and were intended to boost the electromotive force. ("N" MACHINE AT B=0 MODE)

By 1952, the first generator had been constructed and was about three feet in diameter. It was tested in the open by Searl and a friend. The armature was set in motion by a small engine. The device produced the expected electrical power but at an unexpectedly high potential. At relatively low armature speeds a potential of the order of 10⁷ volts was produced, as indicated by the static effects on nearby objects. A characteristic crackling and the smell of ozone supported the conclusion. Then the really unexpected occurred. The generator lifted while still speeding up, broke the connection between itself and the engine, and rose to a height of 50 feet. Here it hovered for awhile, still speeding up, and surrounded itself with a pink halo. This indicated ionization of the air at a much reduced pressure, about 10⁻³ mm. the pressure of mercury. More interesting yet was the side effect causing local radio receivers to go on of their own accord. This could have been due to ionizing discharge or electromagnetic induction. Finally, the whole generator accelerated at a fantastic rate and is thought to have vanished into space. ① HOOPER B=0 FIELDS.

Since that day, Searl and others have made some ten or more small flying craft, some of which have been similarly lost, and developed a form of control. Larger craft have also been built, some 12 feet, and two 30 feet in diameter. The antics of his machines have given rise to much speculation as to the nature and origin of so-called "flying saucers". One wonders why Searl has not come to the notice of scientists and the public at large. The fact is that he has, but for fear of being ridiculed, people keep the knowledge or interest to themselves. The public has been educated to scoff at the subject of flying saucers and the reported behavior of things which cannot be explained by current scientific theory.

67

NOTE: THIS IS THE 3RD
"CLARK LETTERS" COLLECTION
COLLECTED & DISTRIBUTED
By Fry's -

THE SEARL EFFECT

Any theory must explain the various phenomena, some of which have been observed by Searl himself and some by the general public. Associated with the Searl-effect craft are the following:-

1. Antigravity or levity.
2. Very high electrostatic fields.
3. The peculiar magnetic effect.
The generator produces direct current, a static field with negative polarity at the edge and positive at the center. However the magnetic field from the generator produces induction in conductive loops when there is no relative movement. It seems that the flux from the generator is continually expanding. This implies an unlimited quantity of energy. ($R=0$ "DAMPING OR GAIN FACTOR")
4. Perpetual motion.
Once the machine has passed a certain threshold of potential the energy output exceeds the input. From then on the energy output is virtually limitless. The estimated power output of the generator is some 10^{14} or 10^{16} watts, which was predicted by Seike's calculations, derived independently, and published in the first edition of Principles of Ultrarelativity. (HE GOT THERE THE HARD WAY)
5. Inertia loss.
Above the threshold potential which must be some 10^{13} volts the generator and attached parts become inertia free. (AT ZERO G (G SOURCE) THERE IS NO INERTIA WITH RESPECT TO FORMER OR OUTSIDE FIELDS)
6. Flight control.
By changing the distribution of potential on the surface of the craft it is possible to propel the craft. The prevailing course of travel by ultra-high speed is away from this planet as the level of the generator is at right angles to the gravitational field. In horizontal flight the craft takes up an angle that indicates a balance between vector fields. The generator may create its own gravitational field.
7. Ionization of the air.
This is a simple electrostatic effect. It gives rise to a translucent glow surrounding the craft. The intensity of the field is such that it can keep the ionized air at a distance by creating an almost total vacuum around the craft. (PLASMA STATE GENERATOR FOR GASES)
8. Permanent electric polarity.
Searl noticed that after working near the craft or generators he had a 'cobweb' sensation on the skin. His clothes clung to him, and also the bed linen. This was accompanied by occasional crackling and lasted some hours. This effect could be attributed to a permanent polarity of dielectric material, in this case the material being body tissue and clothing. (TIME CONSTANT DISCHARGE OF HIGH ENERGY FIELDS - SEE MISSILE WEIGHT LOSS DATA)
9. Matter snatch during acceleration.
This occurs when the craft is on the ground and the drive is suddenly switched on. The rising craft takes up a lump of soil with it, leaving the well-known hole in the ground.



- [54] METHOD AND APPARATUS FOR INCREASING ELECTRICAL POWER
[75] Inventor: Robert W. Alexander, Pasadena, Calif.
[73] Assignee: Alex, Pasadena, Calif.
[22] Filed: Nov. 18, 1974
[21] Appl. No.: 524,556

3,078,409 2/1963 Bertuche, Jr. et al. 321/28 X
3,223,916 12/1965 Shafrenak et al. 321/28

Primary Examiner—William M. Shoop

[57] **ABSTRACT**
A form of rotating machine arranged in such a way as to convert a substantially constant input voltage into a substantially constant output voltage; involving generally a rotor that revolves at substantially constant speed within a stator and which comprises a transformer core subjected to and having a primary motor-generator winding and a secondary transformer-generator winding, whereby transformed and generated power are synchronously combined as increased output power.

- [56] **References Cited**
UNITED STATES PATENTS
2,640,181 5/1953 Korodorf 321/28 X

27 Claims, 3 Drawing Figures

FIG. 3.

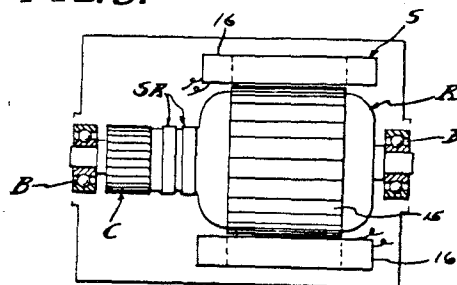
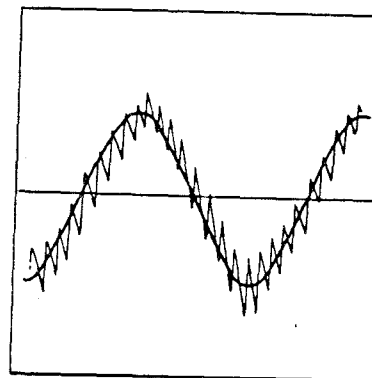


FIG. 4.



3,913,004

2

METHOD AND APPARATUS FOR INCREASING ELECTRICAL POWER

BACKGROUND

Electrical power is frequently changed in voltage, phase, frequency, and the current from alternating to direct or from direct to alternating. Voltage conversion in A.C. circuits is usually by means of transformers, and in D.C. circuits is usually by means of motor-generators. Phase conversion is also accomplished by either transformers or motor-generators; and frequency conversion is most simply done by motor-generators. Motor-generators have various classifications of use, as follows: (1) D.C. to D.C. used to charge batteries and to boost voltage; (2) A.C. to A.C. used for frequency and phase conversion; (3) A.C. to D.C. used for all types of service, such as battery charging, generator and motor field excitation, railways, electrolysis, and speed control etc.; and (4) D.C. to A.C. used to limited extent for special applications. To these ends combination motor-generators have been built, such as dynamotors stepping up D.C. voltage for radio equipment and amplifiers for reproducing a weak signal at a higher power level. When a particular variable frequency A.C. is required of a motor-generator set and the power supply is D.C., the equipment will include a D.C. motor for variable speed and a separate alternator driven thereby. Such equipment is special in nature and characterized by separation of the motor and generator and by polyphase (usually three-phase) generator windings and with auto transformers having suitable taps for obtaining the required voltages; and a D.C. speed controller for the motor. The phase output of such equipment is selective and its single phase capacity necessarily restricted (66%) as compared with its three-phase capacity, in which case transmission efficiency for single phase is poor. When a higher level power output is desired, the amplydne is employed with field windings and brushes equipped for the purpose, and in some instances to give a constant current output from a constant voltage input, for example in inverted rotary converter provided to convert D.C. to A.C. However, the present invention is concerned with method and apparatus for increasing electrical power and provides a dynamo-electric converter that operates from an electrical energy supply to most efficiently produce A.C. for a useful load. The method involves simultaneous motor-transformer-generator steps and the preferred embodiment of the apparatus involves a dynamo-electric converter (DEC) in the form of a rotary machine combined in a single rotor revolving within a stator, the rotor being comprised of a transformer core subjected to both a primary motor-generator winding and a secondary transformer-generator winding, and the stator being comprised of magnetic field poles.

Synchronous converters have been combined in single rotor machines to produce D.C. from A.C., but that effect is quite different from the effect of the present invention when A.C. is to be produced from D.C. in a single rotor having primary and secondary armature windings as distinguished from armature windings common to both A.C. and D.C. circuits. With the present invention, both a transforming and a generating effect are conducted in the rotor, and all of which is inherently synchronized and delivered through the A.C. output leads. A.C. motors and D.C. generators have been

combined in one machine, that is in one rotor, and referred to as synchronous converters. However, synchronous converters are lacking in their ability to change D.C. into A.C. when operating from the former as a prime mover to simultaneously drive a generator, and more specifically to synchronously drive an alternator.

SUMMARY OF INVENTION

This method involves the placement of a primary winding in a field to both motor the same and to have a transformer effect with respect to a secondary winding also in a field to have a generator effect. In its preferred embodiment, this dynamo-electric converter is comprised of primary and secondary windings combined in a rotor commutated to alternate a D.C. energy supply in and thereby motivate the rotor within a stator field. The primary winding is advantageously of fewer turns than the secondary and by means of electromotive force drives the secondary windings of more turns to cut the magnetic lines of force for the generation of electrical energy at a higher voltage level than the D.C. supply. This D.C. operated motor is shunt wound with the stator field poles fully energized by the D.C. energy supply, or is provided with permanent magnet field poles, to efficiently motivate the rotor and efficiently generate electrical energy in the secondary windings. The A.C. output of the secondary windings is inherently synchronized with the transformer function of the primary windings combined in the common slots of the single rotor; and by adding the transformer and generator voltages and amperages the wattage is correspondingly increased at the output.

DRAWINGS

The various objects and features of this invention will be fully understood from the following detailed description of the typical preferred form and application thereof, throughout which description reference is made to the accompanying drawings, in which:

FIG. 1 is a diagrammatic schematic view of the dynamo-electric converter components comprising the present invention;

FIG. 2 is a diagram of a typical commutator brush, slip ring brush and field pole arrangement that is utilized;

FIG. 3 is a longitudinal section through a machine embodying the stator and rotor on bearings with the frame and brushes removed;

FIG. 4 is a typical duplicate of an oscilloscope diagram showing the power output of the dynamo-electric converter.

PREFERRED EMBODIMENT

The dynamo-electric converter is diagrammatically illustrated in the drawings and involves, generally, a rotor R carried upon spaced bearings B so as to rotate on an axis A concentric within a stator S. The rotor R comprises the armature while the stator S comprises the field, there being a commutator C associated with primary windings 10 on the rotor and slip rings SR associated with secondary windings 11 on the rotor. Brushes 12 and 13 are slidably engaged with the commutator and slip rings respectively, by conventional means, to conduct D.C. through the commutator C and to conduct A.C. through the slip rings SR. The brushes 12 and interconnected primary windings 10 comprise

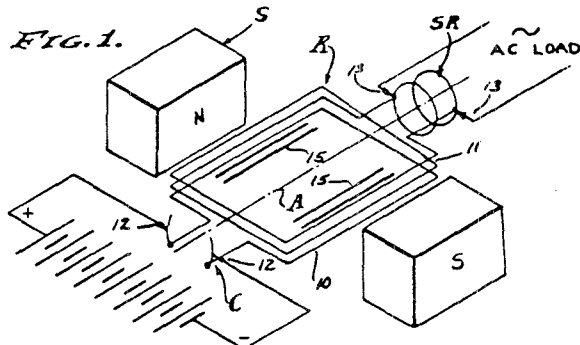
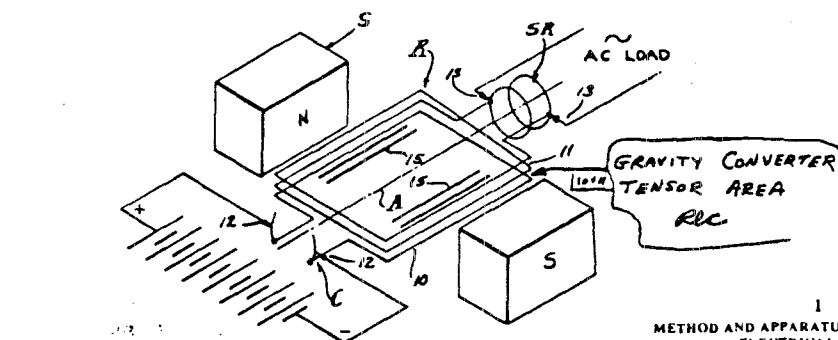
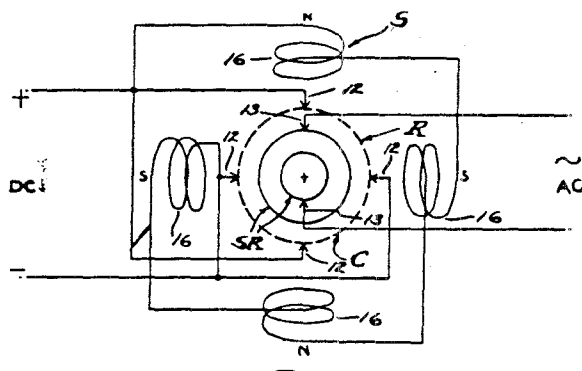


FIG. 2.



a motor while the brushes 13 and interconnected secondary windings 11 comprise a generator or alternator.

In practice, the field windings 16 can be separately energized or connected in parallel with the brushes 12 or shunted with respect to the primary motor winding 18. Motorization of the armature rotor R, or motorizing thereof, causes continued polarity reversals on a cycle basis as determined by the speed of rotation, and this of course results in magnetic reversals in the rotor core 15 and a consequent induction in the secondary windings 11. A feature of this invention is the combining and cooperative relationship of the primary and secondary windings which occupy common slots in and embrace a common portion of the core 15 of the rotor R, thereby to have a transformer function as well as a generator function as the lines of magnetic force are cut by the secondary windings. The stator S has field poles of opposite magnetic polarity, excited independently from the armature, or as permanent magnets, and preferably shunted across the D.C. input. As shown, there are four equally spaced field poles in a circumferentially disposed series.

In practice, the primary D.C. motor windings are of fewer turns in the rotor than the secondary A.C. generator windings. For example the primary motor windings 18 are flat wound between north to south poles of the field while the secondary generator windings are flat wound in the same or common slots of the rotor armature. In a typical unit having a four brush commutator with 20 bars and having a 20 slot armature, the primary windings 18 are comprised of a number of turns of conductor to efficiently draw 48 volts D.C. at 25 amperes or 1200 Watts to rotate at 1750 RPM, while the secondary windings 11 are comprised of a number of turns of conductor to efficiently deliver 60 cycle (by transforming and generating) 110 volts A.C. at 32 amperes or 3520 Watts, the volt meter used to read these values upon an actual reduction to practice being calibrated to read the root-mean-square (rms) value of the pure sine wave, which is 70.7% of the peak voltage.

The reduction to practice hereinabove referred to as a "typical unit" was constructed of a machine originally designed as a self exciting 60 cycle 110 volt 2.5 KVA generator to be shaft driven by a separate prime mover. Firstly, the said prime mover was eliminated. The exciter windings were intended to excite the field at 45 volts D.C. delivered through the commutator, while the generator windings were intended to independently deliver 110-120 volts A.C. through the slip rings. The winding ratio between the exciter and generator windings was approximately one to three, and these are the values which determined the values employed in the present reduction to practice. However, it is to be understood that other values can be employed by design, for operation at the desired input and output voltages and amperages. It is also to be understood that the example reduction to practice disclosed herein is not necessarily the optimum design, in that other input-output power balances are contemplated, such as a D.C. battery input voltage substantially equal to the A.C. power voltage. In any case, an unexpected increase in power is realized by practicing this invention.

This dynamic electric converter inherently operates at a substantially constant angular velocity with the result that the alternating cycles of the output are sub-

In previous papers I have covered the bases of Zero Spin Energy Systems of the Earth Grid, magnetics, electrical coils, etc. This radiated neutral center energy is basic in the design of the entire universe and was known and used extensively in ancient times by the Uighur-Aryan Empire up until about 13,000 years ago. The very design of the human brain/mind is based on this system. The two brain hemispheres junction in the corpus callosum to form a perfect model of this basic natural system.

Col. James Churchward wrote many interesting books in the early part of this century based on the ancient Naacal tablets, Uighur/Aryan remnants, and Niven's archeological finds in Mexico. Churchward's Masonic and mystical interpretation of these symbols and the meanings of this data is a prime example of how physics becomes foolish religion. The data covers the utility of Zero Spin Energy Technology and not religious foolishness. I am sure that there are very few others besides me who realize what is meant by the symbol system remains of the Uighur Zero Spin Energy Technology. Anyone interested in the Churchward books will find them in paperback or in used book stores.

Attached are copies of three of these ancient symbolic drawings as a small sample. The first is the "Bride of the Universe Veil" and has to do with the proper use of the human brain. The object of their psychology and education system was union (games) with nature. This would mean a fully functioning brain using both hemispheres in union. Later this knowledge and symbolism became the "Veil of Isis" in the last days of classical Egypt, Greece, and Rome.

The second drawing is the "Mighty Four" or the basic generation of Zero Spin Energy. This symbol in various forms has become the universal swastika shapes all over the world. It would be my bow-tie or the Bloch Wall, Broken 8 in modern symbols. But they are all the same technology around the neutral center's Zero Spin Energy.

The third drawing has to do with human suspended-animation inside a Zero Spin Energy field. This means that the Uighur-Aryans of the ancient past knew of the motionless (timeless) effects of the Zero Spin Energy Field and used it. The Egyptians did ineffective, weak copies of this technology as the pyramids. The symbol also states the end of this period of suspended-animation at one-half an equinox precession and thus it ends at about our current time. Surely this fact bothers the Elite more than anything else. The Elite can easily deal with the masses of fools but Uighur-Aryans and their technology would be a far more serious and fatal problem for them.

The time and energy spent trying to find and destroy the sites of Uighur-Aryans' suspended-animation crypts must be tremendous. At the same time the Elite is desperately trying to match that ancient technology using their half-brain (or hare-brain) science establishment. If they fail to eliminate the "ancients" in their timeless sleep sites they will not defeat them in the power struggle for this world. In both the search and science contest, I would give the Uighur-Aryans very great odds. In fact, as it stands, it is no contest at all. But I would not cheer for the awakening "ancients". They are much harder than our current Elite. A look at the Uighur dietary and religious utility of us "midget non-humans" will end any illusions about the Uighurs being kindly, giant super-beings.

Ancient Alphabets-Catechism relics:

alpha (aleph)	male energy flow
beta (beth)	hidden or secret place
gamma (gimel)	union (marriage) to the female
delta (daleth)	parts the way
epsilon (he)	out of the plain or common
etc.	

rational power
in the head (corpus callosum)
union (Kl) with intuitive
opens up
"enlightenment" or full brain power

Permission is given to publish all or any part of the above data.

4015 Crown Point Drive, P-3
San Diego, CA 92109

Richard LeFors Clark, Ph.D.
Richard LeFors Clark, Ph.D.
July 18, 1986

3,913,004

4

stantially constant. Also, the D.C. input voltage can be maintained at a substantially constant level with the result that the A.C. output voltage is also substantially constant. As shown, the output is single phase A.C. in which case the effective power in Watts delivered is the product of current, voltage and power factor. Since the voltage is substantially constant, the current varies with load applied to the output as it is affected by the power factor. It will be seen therefore, that the apparent power represented by voltage times amperage is drawn directly from the D.C. input and applied to the primary motor winding 18 to motivate the rotor R for the functions hereinabove described. It will also be seen therefore, that the D.C. input is commutated into A.C. and transformed by induction from windings 18 into windings 11. And it will also be seen therefore, that the A.C. generated by motorization of the motor is synchronously imposed upon the windings 11, and all to the end that the two alternating currents are complementary and one added to the other. It will be observed that the output wattage is approximately triple the input wattage, by virtue of the synchronous superimposing of transformed input voltage and generated voltage while utilizing the former to operate the rotor in order to generate the latter. A feature of this invention is the separation of the primary and secondary circuits and the consequent isolation of the inverted input D.C. from the output A.C. and the utilization of input energy commensurate with output load according to amperage required for the operations to which this DEC machine is applied.

In carrying out this invention, the dynamo electric machine is conventional in design and the primary and secondary windings 16-11 are wound into the common slots of the armature as they are in self exciting generators. However, the primary windings 18 are motor-transformer windings and function totally as such. Similarly, the secondary windings 11 are wound into the armature slots together with the primary windings 18 and are powered with current that is alternated by virtue of the commutation and rotation of the armature, and consequently there is a transformer action between the primary windings 18 and secondary windings 11; and this transformer function is supplemented by generation of a superimposed current by virtue of the secondary windings 11 cutting the magnetic lines of force provided by the surrounding stator field. Consequently, there is a multiplying of power synchronously applied through the slip rings SR to the output brushes 13, and this increased output power is measurable as hereinabove described and double or almost triple that of the input power.

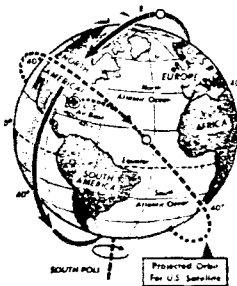
METHOD

Referring now to this method of increasing electrical power, input alternating current is applied to a primary winding to both motor and alternately magnetize a core. The said primary winding is immersed in a field and consequently is caused to motor and simultaneously to perform the first stage of transforming. A second stage of transforming is then performed by a secondary winding associated with said core to function as both a transformer and a generator winding, and the output current is drawn therefrom at an increased power value as compared with the input power, since the current induced by transformer action is superimposed upon the current generated in cutting the mag-

SEE HEREIN P. 7

73





netic lines of force by motoring the secondary winding through said field. The direct application of A.C. power to the primary winding is contemplated, however the present and preferred embodiment employs commutation of D.C. power which is thereby inverted to A.C. power in the process of motoring said windings and the core means in which they are carried together with the secondary winding. The net result is three fold, in that there is a motoring function, a transforming function, and a generating function; all of which are inherently synchronized to increase the output power with respect to the input power.

From the foregoing it will be seen that this method, and the dynamo-electric converter termed a DEC, synchronously superimposes transformed electrical energy and mechanically generated electrical energy when inverting D.C. to A.C. as is shown by observing the oscilloscope diagram duplicated in FIG. 3 of the drawings. The D.C. motor section of the rotor-stator unit will operate at its designed speed well within a small tolerance, by applying known engineering principles; and consequently the A.C. generator-alternator section thereof will operate at a substantially uniform frequency of, for example, 60 cycles per second. Thus, the output voltage potential is kept to a maximum while current is drawn as required, within the capacity of the unit design.

Having described only a typical preferred form and application of my invention, I do not wish to be limited or restricted to the specific details herein set forth, but I wish to reserve to myself any modifications or variations that may appear to those skilled in the art.

I claim:

1. A dynamo-electric converter for inverting direct current voltage to alternating current voltage and including, a magnetic field having poles of opposite polarity, an armature coaxial with the field and having a core with means to receive windings, coaxial bearing means between the field and the armature, a primary motor-transformer winding in said means of the armature core and a commutator connected therewith, direct current input brushes engageable with the said commutator, a secondary transformer-generator winding in said means of the armature core and slip rings connected therewith, said alternating current output

brushes engageable with the said slip rings, whereby direct current input power is both transformed and regenerated as alternating output power.

2. The dynamo-electric converter as set forth in claim 1, wherein the magnetic field is a stator comprised of said poles of opposite polarity, and wherein the armature is a rotor supported upon said bearing means coaxially within said field.

3. The dynamo-electric converter as set forth in claim 1, wherein the means to receive windings is a pair of slots in the armature core, said primary and secondary windings being carried in the slots and subjected to the magnetic capabilities of the core.

4. The dynamo-electric converter as set forth in claim 1, wherein the means to receive windings is a multiplicity of slots disposed in a circumferential series about the armature core, said primary and secondary windings being circumferentially progressive windings respectively and carried in common slots respectively and subjected to the magnetic capabilities of the core.

5. The dynamo-electric converter as set forth in claim 1, wherein the magnetic field poles are permanent magnets.

6. The dynamo-electric converter as set forth in claim 1, wherein the magnetic field poles are electro magnets energized separately from the said primary motor winding.

7. The dynamo-electric converter as set forth in claim 1, wherein the field poles are electro magnets energized in parallel with the direct current input brushes engageable with the commutator.

8. The dynamo-electric converter as set forth in claim 1, wherein the magnetic field is a stator comprised of said poles of opposite polarity, wherein the armature is a rotor supported on said bearing means coaxially within said field, and wherein the means to receive windings is a pair of slots in the armature core, said primary and secondary windings being carried in the slots and subjected to the magnetic capabilities of the core.

9. The dynamo-electric converter as set forth in claim 1, wherein the magnetic field is a stator comprised of permanent magnet poles of opposite polarity, wherein the armature is a rotor supported on said bearing means coaxially within said field, and wherein the

means to receive windings is a pair of slots in the armature core, said primary and secondary windings being carried in the slots and subjected to the magnetic capabilities of the core.

10. The dynamo-electric converter as set forth in claim 1, wherein the magnetic field is a stator comprised of permanent magnet poles of opposite polarity, wherein the armature is a rotor supported on said bearing means coaxially within said field, and wherein the means to receive windings is a multiplicity of slots disposed in a circumferential series about the armature core, said primary and secondary windings being circumferentially progressive windings and carried in common slots respectively and subjected to the magnetic capabilities of the core.

11. The dynamo-electric converter is set forth in claim 1, wherein the magnetic field poles are electro magnets of opposite polarity energized in parallel with the direct current input brushes engageable with the commutator, wherein the means to receive windings is a multiplicity of slots disposed in a circumferential series about the armature core, said primary and secondary windings being circumferentially progressive windings respectively and carried in common slots respectively and subjected to the magnetic capabilities of the core.

12. A method for increasing electrical power and comprising of, placing a primary winding within the flux of a magnetic field and applying alternating current therethrough while motoring the same to revolve, simultaneously revolving a secondary winding with the primary winding and through a flux of a magnetic field, and simultaneously transforming the first mentioned alternating current from the primary winding and into the secondary winding while synchronously generating alternating current in the secondary winding.

13. The method of increasing electrical power as set forth in claim 12 wherein the magnetic field is held stationary and the primary and secondary windings revolved together.

14. The method of increasing electrical power as set forth in claim 12 wherein the primary and secondary

windings are related to a common armature synchronously inducing into and generating electrical power through the secondary winding.

15. The method of increasing electrical power as set forth in claim 12 wherein the first mentioned alternating current is commutated from direct current to alternating current by revolvment of said primary winding.

16. The method of increasing electrical power as set forth in claim 12 wherein the magnetic field is held stationary and the primary and secondary windings revolved together and related to a common armature synchronously inducing into and generating electrical power through the secondary winding.

17. The method of increasing electrical power as set forth in claim 12 wherein the first mentioned alternating current is commutated from direct current to alternating current by revolvment of said primary winding and the primary and secondary windings related to a common armature synchronously inducing into and generating electrical power through the secondary winding.

18. The method of increasing electrical power as set forth in claim 12 wherein the first mentioned alternating current is commutated from direct current to alternating current by revolvment of said primary winding and wherein the magnetic field is held stationary and the primary and secondary windings revolved together and related to a common armature synchronously inducing into and generating electrical power through the secondary winding.

19. A dynamo-electric machine including; a first means applying a first alternating current into a primary motor-transformer winding, and a second means inducing a second alternating current into a secondary transformer-generator winding, said secondary winding being carried by said second means to operate through a flux of a field and thereby generating a third alternating current, whereby said second and third alternating currents are synchronously superimposed one upon the other.

20. The dynamo-electric machine as set forth in claim 19 wherein the field is stationary and the primary and secondary windings are rotary.

21. The dynamo-electric machine as set forth in claim 19 wherein the field is stationary and the primary and secondary windings are rotary with commutator bars synchronously applying a direct current to motor-

ize the armature and to apply said first alternating current thereto.

22. The dynamo-electric machine as set forth in claim 19 wherein the transformer means comprises magnetic core means common to the primary and secondary windings.

23. The dynamo-electric machine as set forth in claim 19, wherein the field is stationary and the primary and secondary windings are rotary with commutator bars synchronously applying a direct current to motorize the armature and to apply said first alternating current thereto, and wherein the transformer means comprises magnetic core means common to the primary and secondary windings.

24. A rotary dynamo-electric machine including: means applying alternating current through a primary motor-transformer winding carried by an armature core carrying a secondary transformer-generator winding, a field, and bearing means for rotation of the armature core relative to the field, whereby the alternating current applied to the primary winding motors the armature and is transformed and an alternating current generated and superimposed thereon through the secondary winding for increased output power.

25. The rotary dynamo-electric machine as set forth in claim 24 wherein the primary and secondary windings are each comprised of a number of turns of conductor to transform the first mentioned applied alternating current to the voltage of the alternating current generated through the secondary winding.

26. The rotary dynamo-electric motor as set forth in claim 24 wherein the first mentioned applied alternating current is of different voltage than the increased output power and wherein the primary and secondary windings are each comprised of a number of turns of conductor to transform the first mentioned applied alternating current to the voltage of the alternating current generated through the secondary winding.

27. The rotary dynamo-electric machine as set forth in claim 24 wherein the first mentioned applied alternating current is of lower voltage than the increased output power and wherein the primary and secondary windings are each comprised of a number of turns of conductor to transform the first mentioned applied alternating current to the voltage of the alternating current generated through the secondary winding.

* * * * *

GRAVITY NOTES: (LAST MINUTE ADDITIONS)

PAGE 36: "STOPPING MAGNETIC FLOW" IS 10¹² HZ (SPARK DISCHARGE) PROBLEM OR DEVICE.

IT IS PATENT THAT GRAVITY IS ALWAYS TWO THREE-COMPONENT VECTORS IN CONJUNCTION (TENSOR), TO CREATE MASSIVE DISINFORMATION ESTABLISHMENT (PHYSICS ADDED TIME (DURATION OR INTERVAL) AS A DIMENSION; WHICH IS IS NOT. AND THEN THEY BALANCED BY ADDING "STRESS", WHICH IS ONLY A RECAPITULATION OF ENERGY, MASS AND MOMENTUM, TO CREATE THE 4X4 CONFUSION SYSTEM FOR GRAVITY. GRAVITY IS A 3X3 SYSTEM IN A TRIADIC UNIVERSE.

THE STATES OF MASS (MATTER) WHICH IS DEPENDENT ON ITS CONTAINED ENERGY STATE RELATIVE TO ITS EXTERNAL IMMEDIATE ENERGY ENVIRONMENT SEEMS TO CAUSE SOME PROBLEMS. SOLID, LIQUID, GAS, AND PLASMA MATTER STATES ARE JUST THE ATOMIC SPACINGS TO ACCOMMODATE ENERGY LEVELS. WHETHER YOU THINK IN EM, HYDRAULICS, OR OTHER MASS STATES IT IS THE SAME SYSTEM.

MAKING UP "NAMES" FOR GRAVITY GENERATION AND EFFECTS ONLY ADDS CONFUSION. ETHER, HYPERFINE GAS, ETC. ARE ALL JUST DIFFERENT ASPECTS OR VIEWPOINTS OF BASIC GRAVITY. MY FORTHCOMING PAPERS ON THE GRAVITY TORUS UNIVERSE SYSTEM WILL OVERVIEW AND EXPLAIN THE TRIADIC UNIVERSE, SO THAT WE CAN ENGINEER REAL DEVICE DESIGNS FROM IT.

NEUTRAL CENTER THEORY (TRIADIC SYSTEMS) WOULD CALL FOR ALL SUB-SYSTEMS TO ALSO HAVE THREE ELEMENTS. MAGNETS (ALL DIPOLAR SYSTEMS) HAVE TWO ANTI-THETICAL POLES AND A NEUTRAL CENTER. THE GRAVITY FREQUENCY 10¹² HZ DIVIDES (NEUTRAL CENTERS) THE EM SPECTRUM, BUT EACH HALF (OPTICAL + HEAT) HAS TO HAVE NEUTRAL CENTERS OF THEIR OWN. IT IS NOT SIMPLE DIVISION TO A HERTZ RANGE OF 10⁶ HZ. THOSE FAMILIAR WITH THE FREQUENCY/ENERGY PROBLEM OF PHOTONS (PLANCKS PROBLEM) WILL SEE THAT THE EM SPECTRUM SUB-NEUTRAL CENTERS WOULD BE NEARER TO 10¹² HZ, AS A NON-LINEAR OR SORT OF U SHAPED ENERGY CURVE SYSTEM. THE HERTZ RANGE GRAVITY FREQUENCY IS BETWEEN 10⁸ TO 10⁹ HZ, MY CALCULATED BEST GUESS WOULD BE VERY NEAR 3X10⁸ HZ. AND THE OPTICAL RANGE GRAVITY FREQUENCY ABOUT 10¹⁵ TO 10¹⁶ HZ.

10¹² HZ CAN BE GENERATED BY SPARK DISCHARGE ARCS. TESLA COILS, CARBON BRUSH ARCS, ETC ALL GENERATE SOME 10¹² HZ. THE WILBERT SMITH STRESS CORD OR HANGING WEIGHT DETECTOR WORK, ALTHOUGH A BIT CRUDE. PRESTRESSED CRYSTALS ALSO MAKE DETECTORS FOR GRAVITY RESEARCH.

USING THE CLARK GENERALIZED HOOVER DATA WE CAN PICK UP THE MAXWELL D FIELD, THE FARADAY DIAMAGNETIC FIELD, ETC. INTO ONE SET OF UNIFIED GRAVITY EQUATIONS. ALSO PRESSURE, STRESS, ETC. EQUATIONS CAN BE ENCOMPASSED INTO THE GENERALIZATION OF TRIADIC GRAVITY EQUATIONS. FOR EXAMPLE: THE DEAN OR LAITHWAITE MECHANICAL SYSTEMS FIT THE SAME DESIGN GENERALIZATIONS OF GRAVITY. (DEAN IS A ONE MAGNET MOVING HOOVER, ETC.)

ADDED REFERENCE SOURCE: STEVE CLARK (NO RELATION)
CETAR
POB 2252
COEUR D'ALENE, ID. 83814
(IDAHO)

76

4-18-86
Permission to publish.

INTERESTING SIDE LIGHT: THERE IS A GRAVITY TIE BETWEEN WILBERT SMITH (PROJECT MAGNET), DANIEL HONG, FOR ETHERS, JOSEPH SMITH, ETC. IN THE LARGE OUTRIG GEMTH GRID GRAVITY DATA.

WEST COAST VERSION
"LAKE ONTARIO GRID POINT" IS YUCCA VALLEY, CALIFORNIA. VAN TASSEL, DELAND, ADAMINSKI, ETC. ON SAN ANDREAS FAULT AND GRID POINTS.



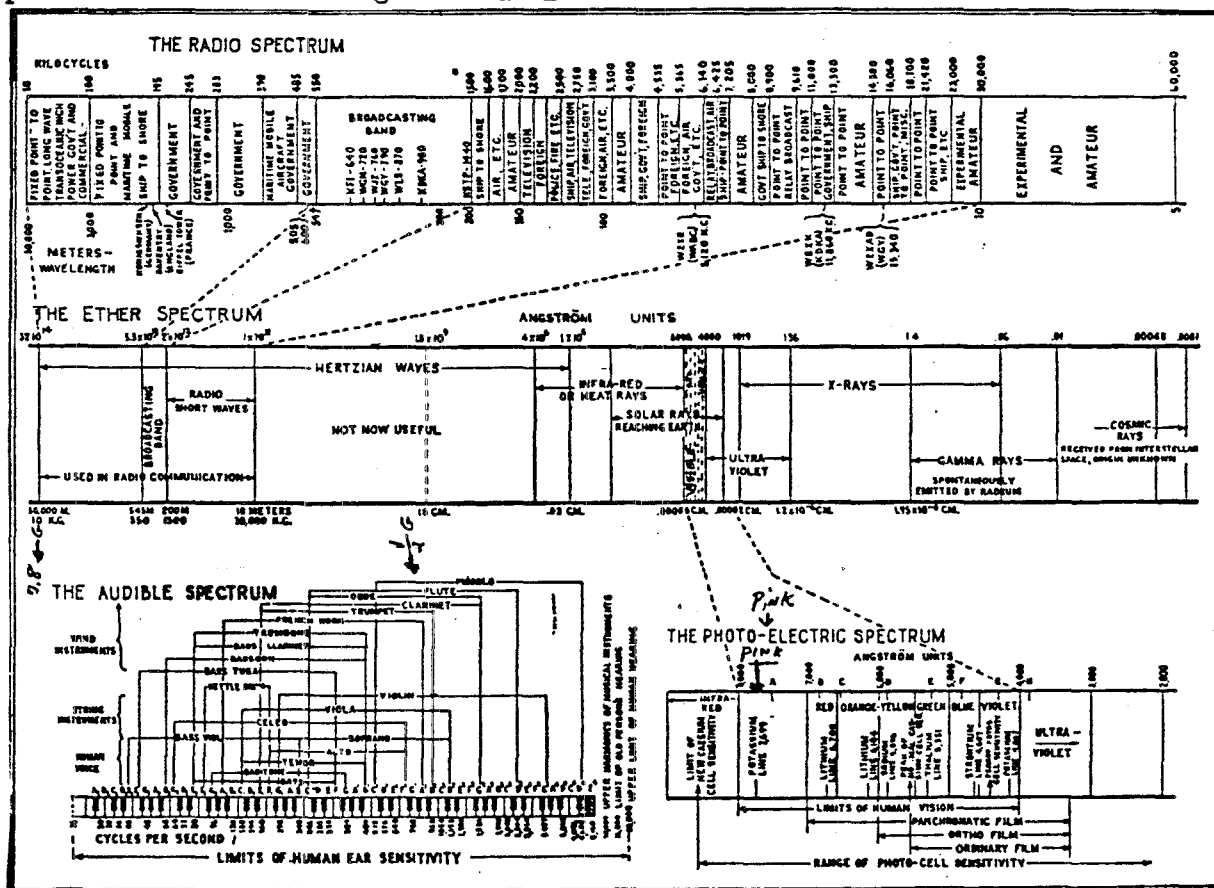
NOTES ON EM GRAVITY DIAGRAM

On the diagram I have marked the major gravity frequency points every 3.7×10^3 centered on 10^{13} Hz. On the next page I'll place subsidiary charts and data on zero point gravity (vacuum), vision (pink) gravity and other data. The top end is the Searl Frequency hole almost dead on Seike's calculations (inertia loss). The zero point vacuum data is exactly where a major gravity frequency should exist. The main gravity is 10^{12} Hz; See page 27 on water radiations (22 mm, 11 mm, 5.5 mm) which ties to Schauburger and dowers. Also, magnets at 2.27 mm to 5 mm are of the same gravity frequency type data, all around 5 mm data. The spectrum outputs of H and O must be very gravity (10^{12} Hz) active and reactive; See Kervran/Kushi transmutations of addig or subtracting H and O.

The human PSI abilities of metal bending, twirlers, blindfolded seeing, levitation, pyramid and other docility effects, etc., are at the Pink Point at the red end of the visible spectrum. This Pink frequency gravity is a quarter point between major gravity frequencies. Human brain and Earth primary gravity frequency is at 7.8 Hz (ELF). And again, at ELF gravity the PSI effects, Tibetan levitations, pyramid/ley line and possible human levitations as well as Earth Grid data.

Spark discharge frequency (10^{12} Hz) should work on flywheels and permanent magnets with great results as we are at a primary gravity point. Both inertia and magnetism should be very active/reactive to 10^{12} Hz. Tesla coil spark discharge or carbon brush arcs of great power generate 10^{12} Hz.

ELF frequency of 7.8 Hz offers another easy gravity frequency point. But great care must be taken as human brains entrain to this frequency. Try power ELF on magnets and flywheels, allowing for shielding precautions. Try weight loss; Magnets have some effects on diamagnetics (gravity push away). Actually, the diamagnetic equation is from 10^{12} Hz magnetic radiation effects.



Permission is given to publish all or any part of the above data* **CHARTS.**

4015 Crown Point Drive, P-3
San Diego, CA 92109

Richard L. Clark, Ph.D.

Richard LeFors Clark, Ph.D.
April 18, 1986

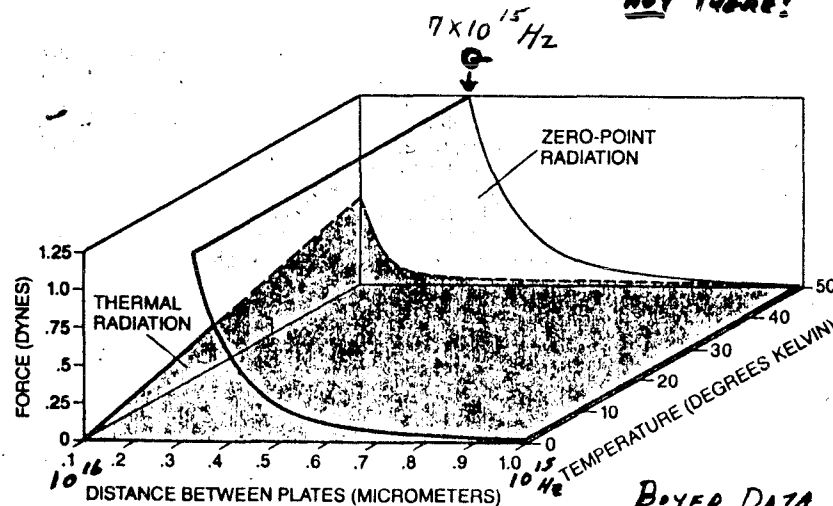
4-18-86

77

HOOPER DATA

Another somewhat out-of-the-way publication should perhaps be assessed by those interested in experimenting with new uses of energy. "This treatise presents newly discovered unique and startling properties of one of our induced electric fields. . . . Its unusual properties are possessed only by gravity. While it is too early to claim complete identification of this field and the gravitational field, the similarities are amazingly alike." The author was a reputable scientist, the late Dr. W.J. Hooper, professor of physics at Principia College. In 1969 and 1970 he presented two papers to the American Physical Society on his many years of experimental work on the "motional electric field" and the motional-electric-field generator. To summarize Hooper's thesis in a sentence is unfair, but it could be easily checked by other scientists following experiments laid out in his *New Horizons In Electrical, Magnetic and Gravitational Field Theory*.

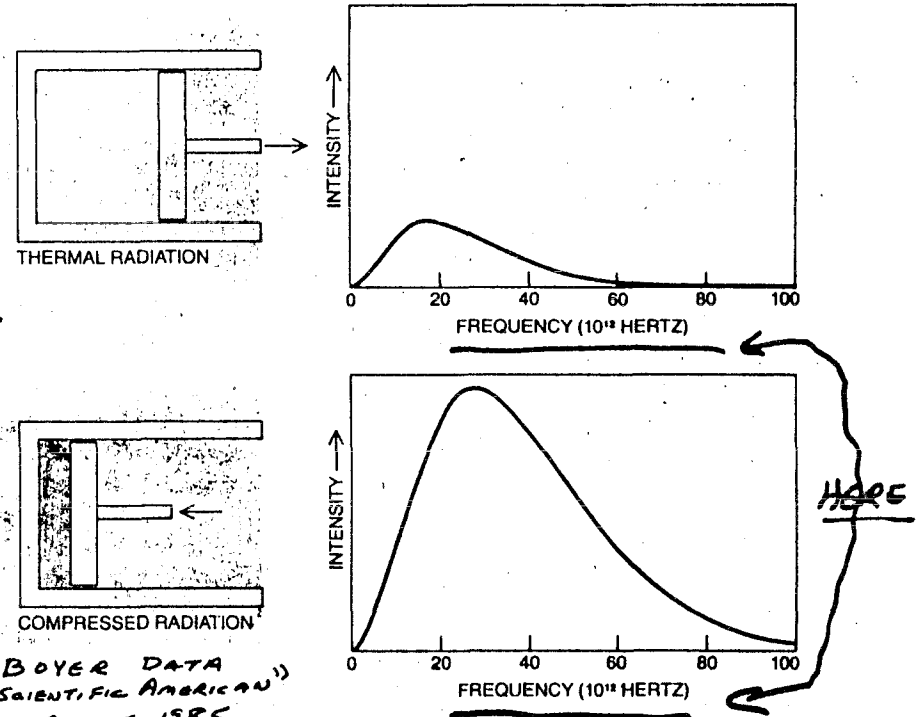
Why bother? As Dr. Hooper clearly saw, if he is right in his basic discovery, it might well lead to free, nonpolluting power from the earth's gravitational field and could possibly bring us closer to attainment of antigravity. After reading the description of Dr. Hooper's field, it just might be of interest to compare it with recent data on the energies of PK. Hooper's treatise may be ordered from: Electrodynamic Gravity, Inc., PO Box 1976, Sarasota, Florida 33578 (\$5.00).



FORCE OBSERVED IN THE CASIMIR EXPERIMENT has two components. At high temperature thermal radiation gives rise to a force directly proportional to the temperature and inversely proportional to the cube of the distance between the plates. This force disappears at absolute zero, as the thermal radiation itself does. The force associated with the zero-point radiation is independent of temperature and inversely proportional to the fourth power of the distance between the plates. The forces shown are for plates with an area of one square centimeter; the thermal force is an approximation valid at high temperature.

* NOTE: KEELY WOULD HAVE BEEN "SOUND" FREQUENCY $\frac{1}{2}$ AND $\frac{1}{4}$ GRAVITY POINTS. TIBETIAN SYSTEM MUST BE THE SAME.

* THE ATOMIC ELEMENTS ARE GRAVITY STRUCTURES.
* PROTON AND ELECTRON ARE GRAVITY STRUCTURES.



IDEAL PISTON AND CYLINDER provide the apparatus for a thought experiment revealing the presence of thermal radiation. The piston is initially at the closed end of the cylinder, leaving no free space; then it is withdrawn partway and held in this position for some time at room temperature. The space enclosed would seem to be a vacuum, and yet when the piston is released, it does not return to its initial position; indeed, it cannot be pushed all the way back into the cylinder even with additional force. While the piston was held in the open position the walls of the cavity emitted thermal radiation with a spectrum determined by the temperature. An attempt to reinsert the piston compresses the radiation, raising its temperature and thus altering its spectrum. The hotter radiation opposes the compression.

* NOTE: KUSHI USED BOTH VACUUM AND GRAINULAR SPARK DISCHARGE IN HIS TRANSMISSION EXPERIMENTS. ALSO H AND O WERE THE ELEMENTS FUSED INTO SYSTEM.

* TESLA STANDING WAVE THEORIES WOULD FIT THIS DATA.

RLC

GRAVITY OVERVIEW, UPDATE, AND ADDITIONS

A very careful inspection of my gravity chart on page 78 would find that Zero Point Radiation is not exactly at the given 7×10^{15} Hz but slightly lower at about 2×10^{15} Hz. This is the already mentioned U-shaped curve effect at the sun's radiated energy bulge in daytime. The Zero Point Radiation of vacuum drops 1/8 gravity position to the next lower allowed point. Gravity, like all dipole radiators, uses full, 1/2, 1/4, 1/8, etc., even harmonic points in its standing wave patterns or nulling positions. Vacuum is an easy source of gravity energy, but it is not directional from the radiating source. It is omni-directional. It will be noted that this sun shift down in Zero Point Radiation does not affect the rest of the spectrum above or below it. Also, vacuum can be used at any time as a gravity source for experimental work. As an example: A Kushi transmutation will work as well at noon or midnight.

Gravity on Earth is like so much noise (all frequencies) gravity coming into the standing wave radiation points given on the chart. The even harmonic gravity radiates as the points given on the chart and the mismatched odd harmonic gravity energy is radiated off into space or converted to other energy. Due to the Earth's physical dimensions the basic rate is about 7.8 Hz as shown on the chart. The factor 3.7×10^{-3} used for the major points on the given chart is a universal constant of spacing as are the 1/2, 1/4, etc., points between the major gravity standing wave points. For example, on Mars the physical basic antenna point might be 6 or 5 Hz instead of Earth's 7.8 Hz but the spacing up from that local base point is always the 3.7×10^{-3} factor which determines the existence of energy and mass. Yes, matter and energy "adjust" slightly to the standing wave pattern in the local environment.

The basic source of radiated gravity is the cause and effect of the existence of mass itself. To quote Hooper, "The crux of this paper is that it proposes that gravitation force is none other than the difference between the pull and the push of a convergent or divergent $\vec{B} \times \vec{V}$ electric field acting on the electrical constituents of atoms ... It is here proposed that the Earth's gravitational field might well be a convergent $\vec{B} \times \vec{V}$ field." To which is then added (by me) that the electrical constituents of atoms are gravity structures themselves. Put simply, radiated gravity (the $\vec{B} \times \vec{V}$ field) is the product of motional gravity structures (atoms) being out of dynamic balance due to the motion itself. This makes the gravity mass (atoms) and energy fields come into a dynamic (motional) balance like a closed loop feedback stability system.

To help you to understand this system concept I will cover the three primary "particles" of gravity structures for mass or atoms. But first I will cover the universe as a giant gravity torus which causes everything else. We will have to start at the universe and work our way down to "particles" before we can understand gravity.

THE GRAVITY UNIVERSE--OVERVIEW

A basic, consistent framework of universal processes is vitally necessary in order to have a systematic approach to understanding. This understanding then allows for useful actions, thoughts and device designs. I claim that gravity is the basic component of the universe and that through the action characteristics of gravity all that exists can be explained, understood, and, most importantly, utilized. There have been many other general systems outlines of universal processes but they all fail to have utility value as predictors and analysis tools for thoughts, actions, and new device designs (invention/discovery). Motion was primary to Dewey Larson's many interesting books. But after reading/learning the Larson concepts, how do you apply it usefully as analysis and predictor tools for thoughts, actions, and device designs? Light and the reflexive action of it, out from the source and back again, was the basis of Arthur Young's interesting books on a universal process. Again, after reading/learning the Young concepts, how do you apply them usefully as analysis and predictor tools for thoughts, actions, and new device designs? To date, I have not heard of a single utilitarian thought, action, or new device design based on Larson or Young concepts. They are not practical or applicable to the individual who needs a framework for personal thoughts, actions, and/or new device designs.

The failure of their universal process concepts was in their not being basic enough--not going to a primary single source. A great deal of their sub-system data and concepts is very usable if tied into a main system general framework. This single source gravity concept then reduces their metaphysics to usable physics and utility thought and action

universe, but they are both secondary, or lower, actions of the basic primary single source of all universal processes, gravity.

Analysis revealed that gravity can and does, as a single primary source, operate the entire universe as a process. Everything that exists can be seen as a consistent reality manifesting from gravity as systems and sub-systems. And gravity is not only a totally consistent source, but it operates (processes) in a totally consistent manner. This means that gravity in its many manifest forms is all of the energy, mass, and actions of the universe. The total amount of gravity is the only Conservation Law in the universe.

Because the universe is a gravity system structure it has a form or shape. The gravity form is that of the torus (doughnut). From this very large gravity torus we have the contained universe in which we exist. Put simply, the existent universe is all of the energy, mass, and actions inside a giant energetic gravity torus. All that this giant gravity torus can do is radiate gravity inward toward its center. From this single action of radiated gravity inside the universal torus everything exists. The basic torus is shown below.

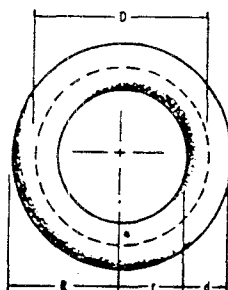
Torus (Ring of Circular Cross Section)

$$\text{total surface} = 4\pi^2 Rr$$

$$= \pi^2 Dd$$

$$\text{volume (V)} = 2\pi R \times r^2$$

$$= 2.463D \times d^2$$



THE TORUS UNIVERSE

Note: The universe torus has an infinitely small central hole, so the total volume of the universe torus is $2\pi^2 R^3$, and the surface $4\pi^2 R^2$.

As this series of papers was written to demonstrate universal processes, it must be based on the real universe. Human life is not separate from the other universal processes. The same gravity process constructed all that exists, so in understanding the universal gravity process we will understand the mental, action, and design processes of an individual. There is only one real process and it applies universally.

The universal gravity process is a neutral center element (gravity, etc.) with two antithetical elements that conjunction in a three axis system. These three coexistent elements are 90 degrees from each other mutually in our three dimensional universe. This same pattern of thesis, antithesis, and neutral center coexistent interactions applies to your brain functions, Physics, Economics, or any other aspect of reality. They are all triadic based process systems which I have named Clark Unified Reality Theory (CURT).

In physical systems it is always gravity that is the neutral center element to generate all the energy, mass, and actions of the material universe (organic and inorganic).

The structure and processes of your brain are identical to the structure and processes of the universe. The fact that you do or don't use your brain properly is not the fault of the structure or process. Your brain is a gravity form structure and it functions best on gravity form processes. Our current two dimensional language, logic, and mathematics functions rather poorly in a three dimensional brain system based on triadic gravity forms.

The papers in this series will cover various aspects of this gravity triadic process of both the physical world and the mental processes of the individual. Some of the papers already distributed cover the structure of particles and atoms, the 92 physical elements, the force fields of nature, and other subjects like parapsychology, levitators, generators, and what can't exist. But whatever the specific subject or action covered in a particular paper might be, it is based on its being the same triadic gravity form system.

Should you wish to read Larson's or Young's books, the reference listings are:

Arthur M. Young: 1) The Geometry of Meaning
2) The Reflexive Universe
From Delacorte Press

Dewey Larson: 1) The Structure of the Physical Universe
2) The Case Against the Nuclear Atom
3) Beyond Newton
4) Quasars and Pulsars
5) New Light on Space and Time

From North Pacific Publishers, Box 13255, Portland OR 97213



STRUCTURE IN THE UNIVERSE AND SOLAR SYSTEM

In a gravity torus universe there are an infinite number of gravity sources and radiations in all directions. Taken grossly, it appears like a three dimensional white noise random system. The seeming order (transitory and cyclical) out of this chaos is the interference and standing wave patterns that such a system takes on naturally.

All of these interactions and aggregations will form randomly like the Bell Frequency Curve in three dimensions. The Bell Frequency Curve is a sine-wave (oscillating) form in two dimensions and fluctuating globs in three dimensions. It basically appears like somewhat regular small groups generally of the same numbers and nearly equal group spacings apart. Subgroups gather into larger groups until the entire system looks like a low frequency sine-wave (S curve) in two dimensions or nearly equal hills and valleys in three dimensions. Rolling dice and the stock market will generate this pattern over the long term (these are two-dimensional examples). On a very small scale some of the sub-sub groups of elements will make the familiar phi ratio spirals very often seen in cosmic and life processes. Thus, order and chaos appear pretty much alike in systems of this type.

In a dynamic universe the motions are wave-like functions so we will have to cover harmonics briefly. Harmonics is just another Bell Frequency Curve of random particles or energy trapped in a limited area or dimension, the 3.7×10^3 factor. The energy or particles will make a primary or fundamental single sine-wave between the limits of the area or dimension (like the famous plucked string example). This fundamental standing wave divides by 2, 3, 4, etc., to form the harmonic overtones, but it is "generated" as a high to low distribution system. It vibrates as a dynamic standing wave system, keeping even harmonics and radiating odd harmonics. In the torus-shaped universe this allows for almost an infinite number of various length (frequency) standing wave patterns. Again

order is chaos at the limits (T. B. Pawlicki had somewhat similar ideas up to a point several years ago but he then created ideas with which I cannot agree, like vortex phi systems, superluminal energies, and reciprocal halves to the universe. See "How to Build a Flying Saucer and Other Proposals in Speculative Engineering". Pawlicki, Prentice-Hall, 1981).

In our solar system the sun is the primary "noise" gravity generator, following the universal limits 3.7×10^3 pattern. The cosmic noise has an effect but it is as a limit to the sun radiations. This sun-generated all-frequency (white) noise gravity sets up the same harmonic-like standing wave patterns around itself on the factor 3.7×10^3 . The planets are very minor gravity generators compared to the sun and can be viewed almost as passive gravity push systems. The plane of the planets is on the sun's equator because that is the noise null from a spherical noise generator like the sun in the vertical axis (another neutral center). The cosmic gravity does play a critical role as the limiting dimension to the sun's radiated noise gravity patterns. Without these limits there would be no standing waves of gravity noise to make planetary orbits at all (to make standing waves you must have limits). Thus, we know the vertical cosmic gravity noise barriers to the sun's radiated energy are fairly close and balanced vertically and well beyond Pluto horizontally.

This sun gravity noise has three axis components naturally contained within itself. The primary energy component (x) axis will set up nulls as standing waves on the 3.7×10^3 factor of even harmonics which can be planetary orbital paths. A secondary energy component (y) axis will set up a standing wave around this primary null orbital band on the same factors with a null pocket. A third energy component (z) axis will manifest maximally in the double null (energy low of x and y) of a possible planetary orbit. The cosmic limit squeeze makes the "double saucer"-shaped sun noise pattern where x axis is prim-

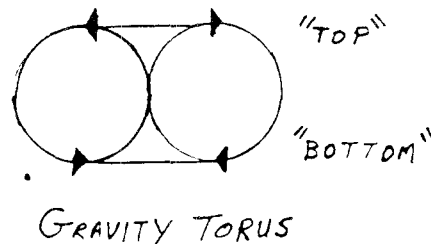
ary, y axis secondary, and z axis third in power level components. A planet can sit only in the null pocket of x and y axis and revolve around the sun as the y axis null moves. The z axis component (weakest) bucks against the planets' push gravity which can be large compared to this z component of the sun's radiated noise gravity. These counter forces of planets' gravity and sun's z component cause the resultant torque that we call the rotation of the planets (rotation is the only 90 degree vector open to these forces). The planets exist in standing wave neutral centers.

My speculation that planets were artificially placed here for existent orbits was covered on pages 12 and 13. Whole books have been written on all of the anomalies from this basic given pattern (examples: the astroid belt, Uranus on its side, Pluto's strange orbit tilt, etc.) The solar system is fairly stable, but not perfectly stable. A small shift in the cosmic barriers can cause real chaos to this usually orderly system.

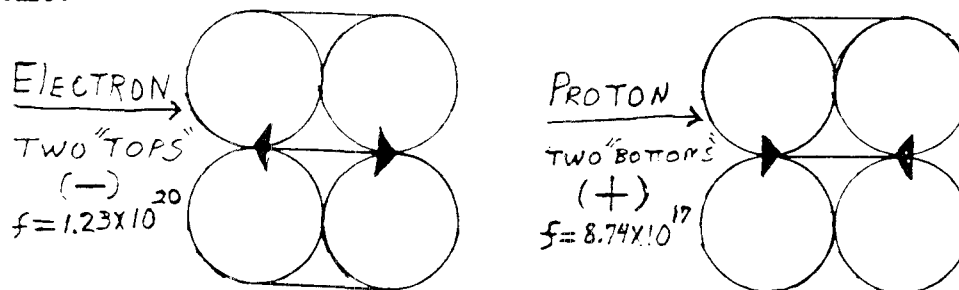
A more technically correct way to view the energy gravity noise from the sun is that each axis after the primary (x) is the result of mismatched energy (not even-harmonics) radiating from that axis. Some of the sun's noise gravity mismatches the primary horizontal (x axis) radiation standing wave frequency pattern (not even-harmonics) and radiates off at 90 degrees to become y axis energy. And, some of the y axis energy mismatches its standing wave patterns (not even-harmonics) and radiates off at 90 degrees as z axis energy.

GRAVITY TORUS STRUCTURES FOR ATOMIC CONSTRUCTIONS

In local areas the gravity waves become "particles" or mass. The single torus would be a gravity source and gravity wave. It would look like the drawing below.

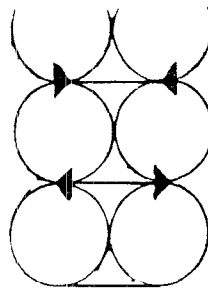


The "particles" of the electron and the proton would be double torus structures and they would be drawn as below. They are two gravity waves bound together in a stable structure.



As can be seen, the only difference between the electron and proton is how the two gravity toruses are joined. Looking back to the gravity single torus drawing, two "top" junctions make the electron, and two "bottom" junctions make the proton. The spin knowledge outlined for magnets applies, so the electron is negative and the proton is positive. Their relative mass (size) can easily be seen as "roller action" compression or expansion of the torus forms. And protons at near range have large gravity/magnetic pinch effects on each other, vastly greater than their electrical repulsion (nuclei bonding). Added to the proton nuclei "glue" is the massive action of the neutrons to hold the atomic nuclei together as a very stable structure. There are no strong or weak nuclear forces needed or real.

The neutron is a stable structure only in the nuclei of atoms. It is made up of a triple torus that is both an electron and a proton at once. It would torus diagram as below.



NEUTRON (0)



The neutron is only slightly less massive than the proton and due to its structure has a zero net electrical charge.

Thus, we have the three primary particles from the single gravity structure torus. G. Pat Flanagan had a somewhat similar theory years ago but he got into ether and other problems in his theory which built nothing. If you go back to the paper on atomic structure (pages 10 to 13) you can work wonders of understanding from the Segre chart or the atomic periodic tables now.

Thus, we now have gravity wave "particle" structures (mass) in motional dynamic balance by radiational feedback systems on even "noise" harmonics and cast-off radiation on odd "noise" harmonics. The axis transfers (triadic system) is that x axis should be the gravity feedback system (even-harmonic standing waves on the 3.7×10^{-3} factor of the chart on page 78). This gravity primary feedback loop is the neutral center element of physical existences. The gravity "noise" primaries odd-harmonics radiate off to form the y axis, which is the electric field. The y axis field only keeps its even-harmonic component, which is almost exactly one half of the energy available and radiates the rest off at 90 degrees into the z axis. The z axis is the magnetic field which completes the only three force fields of nature.

When energy charges radiate, the radiations' harmonic components transfer to their respective fields (G, E, or H). This creates the standard EM wave pattern shown on page 78 for dipole EM waves. The electrical and magnetic fields "bounce" each other along the gravity wave center in the line of propagation. The "ears" of this EM radiation are literally one-fourth of a gravity torus. To visualize this EM wave think of a quarter of a doughnut rolling down a string from the side view. Gravity took one-half of the energy as the neutral center, which leaves one-fourth for each of the E and H field components. Thus, the shape or form of the EM wave pattern as a fluctuating quarter torus form on balanced sides of the central gravity wave. This energy radiation diminishes over the square of the distance travelled. Thus, we can view the E and H fields as gravity field side effects in three dimensions.

In device designs, like the Hooper, Alexander, or "N" machines for example, we can force E and H field components into the gravity neutral center field. The $B = 0$ method causes the E and H fields to transfer their energy into the G fields tensor (gain) action which is then transferred back to the E and H fields as Over-Unity Electrical Generator actions. The gravity gain functions for these items would be roughly multiples of 300% (minus internal losses and vector imbalance) so Alexander is almost 300% and the Trombly/Kahn closer to 600%. Device designs for 900%, or even 1200%, are theoretically possible.

The possible device designs around gravity functioning understanding are limitless. You could experiment in antigravity levitators, inertia devices, basic magnets, or whatever. It is the basic understanding of the mass and energy of nature that allows these device-open frontiers to all. The new concepts of gravity radically change the concepts of weight, inertia, conservation, etc.

A note on claimed other forces of nature should be cleared up by looking at the chart on page 78. The so-called Strong and Weak Nuclear forces are just super-gravity points in the spectrum. The nuclei of atoms are held together by gravity itself which is far more powerful than the protons' electrical repulsion at this point. Notice also, that the electron and proton are at gravity standing wave even-harmonic points on the chart as even fractional positioning.

CLARK UNIFIED REALITY THEORY (CURT) OVERVIEW

The gravity universe and its processes of existence require a matching mode of thought for understanding the system. This method or mode of thought analysis/synthesis I have called the Clark Unified Reality Theory (CURT). The framework of CURT is matching gravity's triadic process functioning as a model. To understand reality you must think (process) like reality and this is the reason behind developing CURT.

Thus CURT is based on the coexistent thesis, neutral center, and antithesis triad which models gravity's functioning. This triadic model, CURT, allows understanding and prediction of both physical and mental systems. There are various actions, interactions, and balances between the three elements which create the physical universe and our individual lives.

This framework looks somewhat similar to Hegel's system. But he had only two coexistent elements and progression. The universe has three elements and transfer cycles but no real progression. If you changed Hegel to three coexistent elements, thesis, synthesis and antithesis, and used interchange transfer cycles instead of progressions, it would be CURT. Thus, Hegel is diadic and linear (two dimensional and open) and CURT is triadic and cyclical (three dimensional and closed). Hegel models the two dimensional Flatland and CURT models the three dimensional reality of the gravity universe.

The CURT applications to the physical universe of energy and mass will seem easier to grasp after a few of my papers have been read and comprehended. Putting particles together, the EM Spectrum, or electrical generators can be physically/mentally followed as to the CURT system's methods of analysis/synthesis. But the applications of CURT to mental processes of the individual and human interactions only seems harder. CURT applies to the subjective and personal as well as the objective universe.

Let us apply CURT to human activities with a few examples and you will see its applicability. Let us take food (human energy) and see how to CURT it. Food has three elements to it: the farmer, the distributor, and the consumer. The farmer and the consumer are antithetical--each wants the most for the least. The distributor is the neutral center element between the two antithetical elements of farmer and consumer. Stockmarket buyers and sellers are antithetical and the broker is the neutral center. Neutral center elements are nearly always the "middleman" in most monetary transactions, and that is the power, profit, and control position. Did you ever notice the tight monopoly of licenses, charters, and families that control these operations?

Let us make a short CURT list of some simple human interactions and personal problems. Examples:

<u>South (+)</u>	<u>Neutral Center</u>	<u>North (-)</u>
seller	broker	buyer
imprisoned	lawyer	free
debt	banker	solvency
sick	doctor	well
ignorant	educator	knowledgeable
events	media	people

The bimodal brain structure of Rational and Intuitive Hemispheres is the topic of numerous psychology books. But the brain has a third neutral center element exactly between these two antithetical hemispheres called the corpus callosum. We have a trimodal brain which should process in three elements (three dimension) systems (reality) rather than in the two element (two dimension) Flatland systems of today. Our current language, logic, and mathematics are all two element (two dimension) Flatland systems. But this fact has a very great deal of advantage to the small elite who realize and utilize three element thought and analysis systems. You have the hardware built inside of your head. Why not use it? Once you practice CURT for awhile it will become easy to use. You have a gravity model brain and it functions best when functioning as designed. Glance back at the drawing at the top of page 7 and re-read from the last paragraph at the bottom of page 4 for review. CURT applies to the entire universe both organic and inorganic. With practice at CURT you will "see", understand, and be able to utilize reality.

Permission is given to anyone to publish all or any part of the above data.

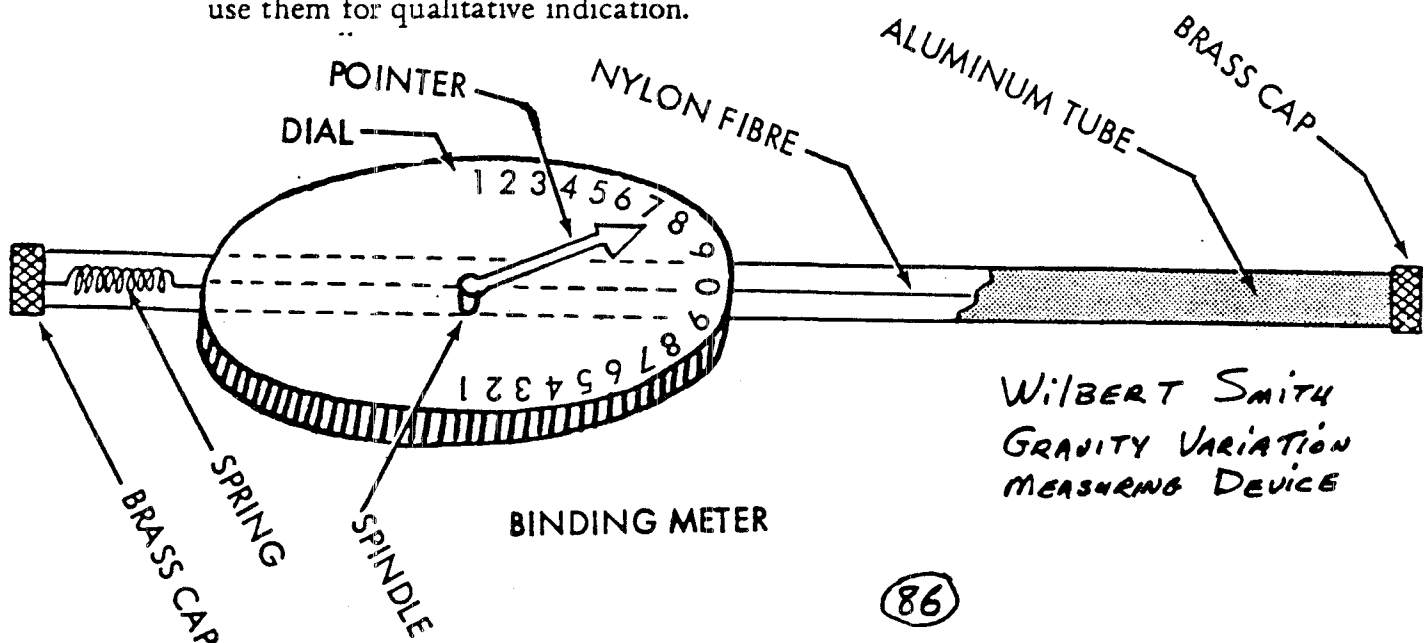
Richard LeFors Clark, Ph.D.

(85) Richard LeFors Clark, Ph.D. 4/21/86

The principle of the "Binding Meter" was then explained to us, and we were left to work out its detailed design. The principle is quite simple: all matter is held together by the relative configurations of the three basic fields of nature, tempic, electric and magnetic. These configurations are characteristic of what we call the molecular structure, and the inter-actions of these fields is linear. Therefore, since the fields inter-acting are the sums of the local fields, and the background fields, such inter-action can be used to indicate certain characteristics of the background, through this very nonlinearity.

Structurally the binding meter consists of a nylon fiber which is stressed close to its elastic limit (after having been over-stressed to establish stability) pulling against a steel spring which is stressed well below its elastic limit. The nylon fiber is wound around a spindle which carries a pointer so that any longitudinal movement of the fiber will cause the spindle to turn and the pointer to move across an arbitrary scale. In setting up the instrument nylon fishing leader was used and pre-stressed to the breaking point and this point noted. The instrument was then threaded and one end fastened to the spring and the other placed under tension to 75 per cent of the previously noted breaking stress, and the end clamped under a friction washer which was somewhat softer than the nylon to grip it solidly without deforming the nylon. The whole instrument was then set aside for a few days to make sure that it was stable, after which the pointer was slipped to mid scale and the instrument was considered ready for service.

By making the body of the instrument of aluminium tubing about $\frac{1}{2}$ inch diameter and 10 inches long, the combination gives very good temperature compensation, and a range of temperature of 100 F. makes less than $\frac{1}{2}$ division on an arbitrary scale of 12. There is no perceptible change over the complete range of humidity and no barometric sensitivity was observed. Dimensions apparently are not critical, and successful instruments have been made with quite a variety of parameters. Unfortunately we have no way of calibrating these instruments at the present time, and the best we can do is use them for qualitative indication.



GRAVITY NOTES: THE EARTH GRID, HUMAN LEVITATION, AND GRAVITY ANOMALIES

Knowledge of the Earth Grid or "crystalline Earth" is very ancient and has been utilized by a number of civilizations. The pyramids and ley lines are on the power transfer lines of the natural Earth gravity grid all over the world. There are a large number of books and even some current newsletters on the subject. The Earth Grid is the geometrical flow lines on gravity energy in the structure of the Earth itself.

While the subject of the Earth Grid could and has been covered in entire books, I will limit myself to the point on the Earth Grid at the Eastern tip of Lake Ontario.

A book published in 1981, "Gateway to Oblivion" by Hugh Cochrane (Avon Books) is the author's research into the long, strange history of this Lake Ontario Earth Grid area. Most interesting are the individuals who were directly affected by this same Earth Grid point. These two individuals lived some one hundred years apart in time but they share the Earth Grid effects phenomena. The two men were Daniel Home and Wilbert Smith.

Daniel Home is the world famous human levitator of the nineteenth century. He shares a time and place childhood with the also famous Fox sisters and Joseph Smith, founder of the Mormon religion, in this Lake Ontario Earth Grid area. The period from 1820 to 1850 seems to have been very active on this particular Earth Grid area. Home travelled all over the world demonstrating his levitation ability. Many of the crowned heads of Europe and some of the famous scientists of that day saw and verified the levitation ability of Home. I will attach some Daniel Home data.

Due to numerous aircraft crashes in the Lake Ontario Earth Grid area, the Canadian government and the U.S. Navy started Project Magnet around 1950. A Canadian communications engineer, Wilbert Smith, was directly involved in Project Magnet, to find the cause of these aircraft disasters. What Smith found were large and sometimes mobile gravity anomalies all over the Lake Ontario area. Project Magnet was shut down officially when the results reported were not to the Establishment's liking (they touched upon top secret U.F.O. data in the U.S.) However, Wilbert Smith continued his research privately. I have attached some brief data on Smith and the designs for several of his somewhat crude gravity measuring devices.

The Cochrane books basic conclusions on the Lake Ontario Earth Grid point are also attached. Cochrane attributes it to deep earth caused gravity stresses. In a gravity structured Earth which is part of a gravity universe, that would be the mildest form of truthful statement possible.

Attached is a world map with the Earth Grid shown.

Permission is given to publish all or any part of the above data.

Note: I hope that everyone received the correction data on 7×10^3 gravity major point spacing. The chart on page 78 has a major scale of 7×10^3 . On pages 77 to 84 (in 8 places) change all entries in the textual data from: 3.7×10^3 to: 7×10^3 . Just white-out or cross-out the 3. in front of the 7×10^3 entries in all 8 places.

4015 Crown Point Drive, P-3
San Diego, CA 92109

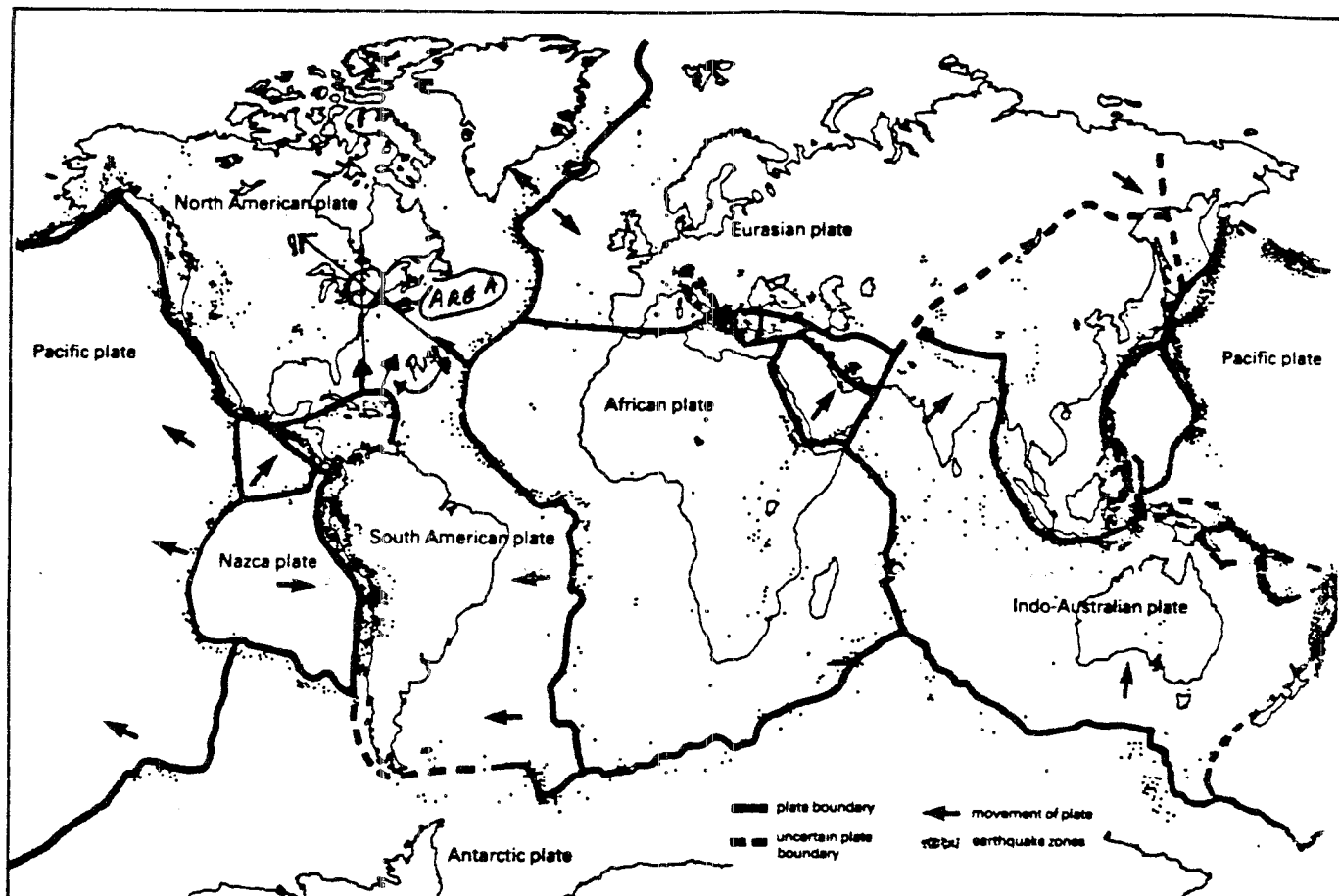
Richard LeFors Clark, Ph.D.
April 25, 1986

Richard LeFors Clark, Ph.D.
25 Apr 86

(90)



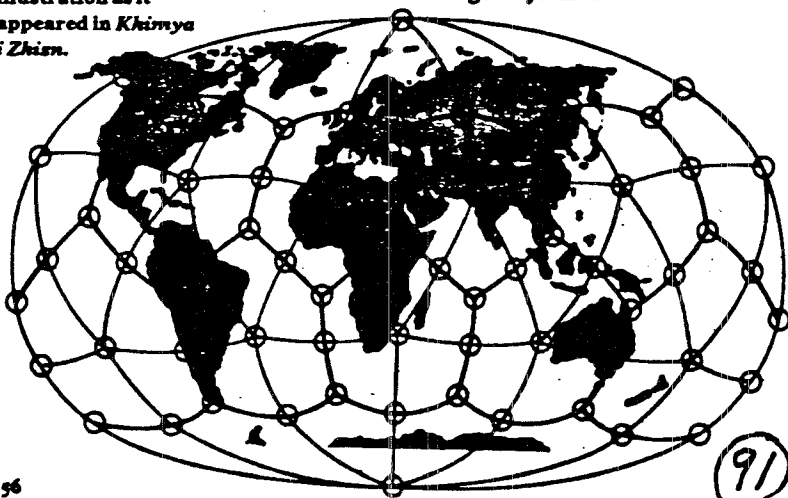
Crystalline planet



Boundaries of the shifting continental plates (see page 14) are marked by violent earthquake activity.

The belief that our Earth has a basic harmonic symmetry is very ancient. Socrates told his pupil Simmias: 'My dear boy, the real earth viewed from above is supposed to look like one of those balls made out of twelve pieces of skin sewn together.' Some 2000 years later, in the 1960s, three Russian scientists had the idea of re-examining the globe to see if any pattern should emerge linking significant places in history; it did. After several years' research in Moscow, they published their findings in *Khimiya i Zhizn*, the popular science journal of the USSR Academy of Sciences, entitled: 'Is the Earth a Large Crystal?'.

'Is the Earth a large crystal?' - the Soviet illustration as it appeared in *Khimiya i Zhizn*.

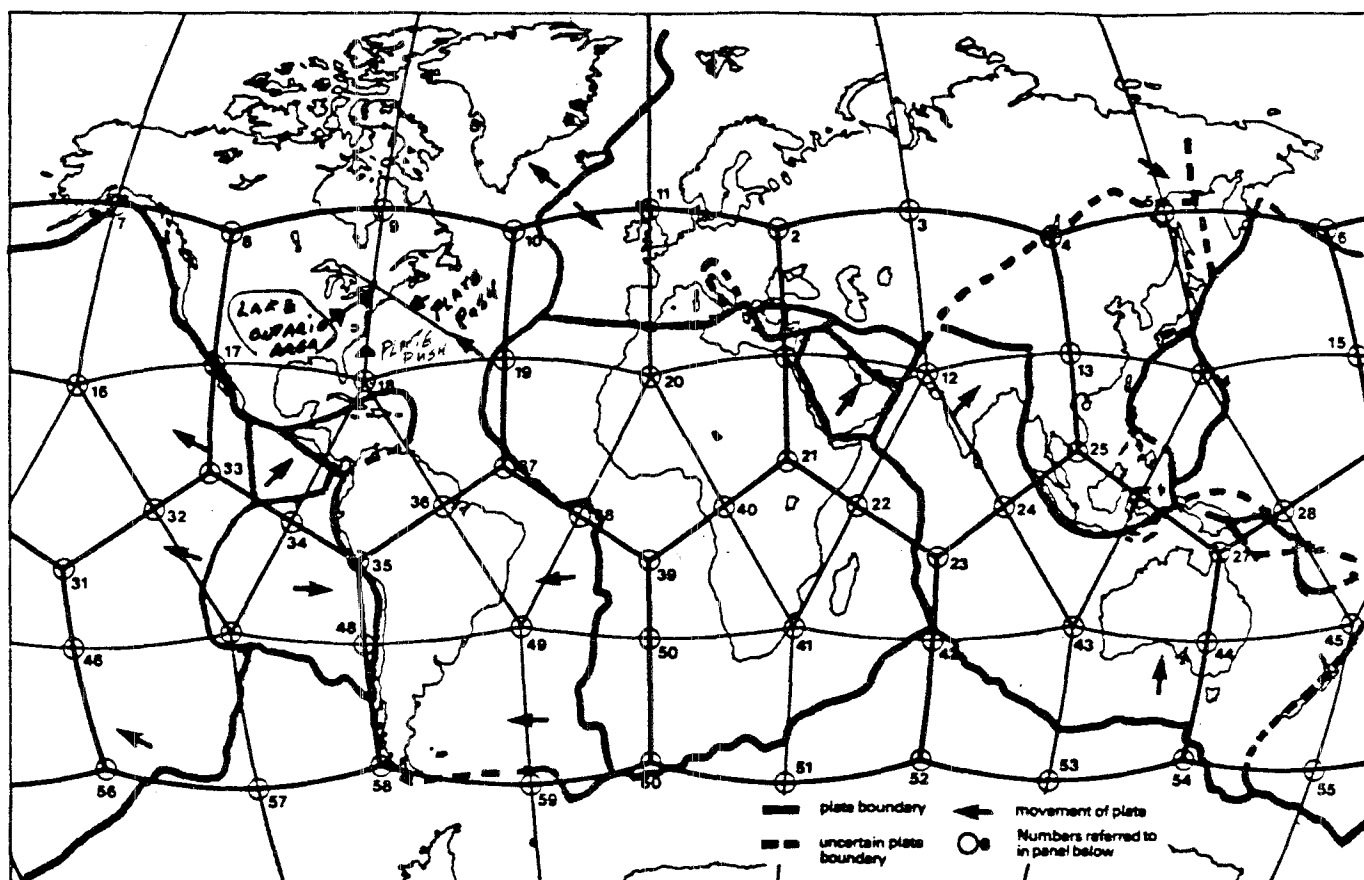


Drawing from their combined experience of history, engineering, and electronics, they decided that there was nothing in theory to have prevented a lattice-work pattern - a 'matrix of cosmic energy', as they put it - being built into the structure of the Earth at the time it was formed, whose shape could still be dimly perceived today. *Komsomol's Pravda*, the official Russian journal for the younger generation, followed up the idea with a suggestion that Earth had begun life as a crystal, and that only slowly did it mould itself into the spheroid it is today.

According to their hypothesis, the crystal can still be seen in twelve pentagonal slabs covering the surface of the globe - a dodecahedron.

Overlaid on this are 20 equilateral triangles. The entire geometric structure, they claim, can be seen in its influence on the siting of ancient civilizations, on earth faults, magnetic anomalies, and many other otherwise unrelated locations, which are placed either at the intersections of the grid, or along its lines.

Is the idea crazy? In one sense, certainly. If the overwhelming evidence for continental drift (page 14) is to be accepted, the lithosphere, or outer surface of the Earth, has moved so much that it would surely have destroyed the symmetry of a crystal with the passing of time.



'Vile Vortices' – ten areas of violent magnetic and climatic disturbance spread symmetrically round the globe, according to the investigator Ivan T. Sanderson. They include the Bermuda Triangle (page 219), and are said to be places where phenomena are concentrated: 16, 18, 20, 12, 14, 47, 49, 41, 43, 45.

Volcanoes – the geometrical lines are said to follow the edges of the lithospheric plates, where volcanic activity takes place.

Magnetic anomalies – said to 'overlap with the vertices of the polygons'.

Meteorology – centres of cyclones and anti-cyclones lie at the nodes of the grid, giving birth to hurricanes, whose path then follows the ribs of the grid; so do many prevailing winds and water currents.

Earth faults – the mid-Atlantic underwater ridge lies between 10 and 37.

Solar radiation – maximum amounts of solar radiation (map page 45) are received at 1, 17, 41.

Atomic explosion – 1700 million years ago, a spontaneous atomic reaction based on U-235 occurred at 40.

Mineral ores – mineral deposits are concentrated along lines of grid that coincide with edges of continental plates; oil deposits are found at intersections (e.g. huge Tyumen oil find at 3).

Space photographs – photographic data collected by US and Russian satellites have recently made the map of the world more accurate, and confirm some of the oddities suggested by the grid: a 'fault-line' from Morocco to Pakistan is marked by the line from 20 to 12; Gemini spacecraft have shown circular geological structures 200–350 kilometres in diameter located at 17, 18 and 20.

Soil content – lack of certain elements in soil at 2 and 4 has led to freak evolution of plant life; at 4 (Lake Baikal) three-quarters of plants and animals are unique.

Bird migration – birds overwinter (page 86) at 12, 20, 41.

Ancient civilizations – people unconsciously sited their early centres at key intersections: Egyptians (1), Indus Valley (12), megalith builders (11), Peru (45), Easter Island (47), northern Mongolia (4).

92

(If drift is due to the world expanding, this objection would disappear.) Nor, when you superimpose the supposed grid on what are now confidently thought to be the dividing lines of the shifting continental plates, is there as good a match as the Russian scientists claim – the crystalline faults no longer show.

Another criticism is that the lines on the published Russian maps, and the circles that mark their intersections, are so thick as to make almost any approximation possible; doubtless hundreds of similar grids could be designed, with similar results.

But even so, the basis of the Russian research is certainly worth considering. As outlined throughout this section of the Atlas, people seem to have felt instinctively that some places on Earth are intangibly more important than others, and are very possibly connected with one another; it is encouraging that Russian scientists are investigating this very old idea. In common with these ancient traditions, the Russians believe the energy involved in the crystalline pattern is not constant, but ebbs and flows in rhythmic cycles, in accordance with its own internal mathematical harmony. The evidence that they claim to have discovered so far is summarized on the left.

Home

Among those investigating psychic phenomena, there are many who feel that certain areas of the earth are conducive to the psychic development of individuals. Whether this development is due to radiations emerging from the earth, and immersing the physical body in fields that trigger little-known mechanisms in the human brain, is not known, simply because such a phenomenon has never been thoroughly investigated.

If there are bioelectric triggering forces erupting in particular locations, then this region of the Great Lakes must certainly be one of them. What could be offered as further proof of this is the case of Daniel Dunglas Home. Home's parents were Scottish immigrants who arrived in eastern New York State while he was still quite young. They took up farming near Albany, and by the time he had reached his teens he was also developing his psychic abilities. In 1848 he reached the age of fifteen (the same year in which the Fox sisters, also in their mid-teens, began experimenting with spiritualism). At twenty-two he traveled to Europe to demonstrate his abilities, and before he died was a close friend of Catherine Fox, then Mrs. Jencken, and on intimate terms with most of Europe's monarchs.

Among Home's accomplishments was the ability to levitate himself off the ground. He demonstrated this repeatedly while under close observation by noted scientists of that time, and on one occasion floated himself out of a hotel window and entered through another. His other abilities included handling live coals—even inducing others to handle them—without harm. He could move objects at a distance and astounded observers by causing an accordion to play while it was locked inside a steel cage.

Sir William Crookes, the noted English physicist, tested Home's abilities under laboratory conditions numerous times and declared them genuine and without fraud. But when Home died in 1886 at the age of fifty-three, he left behind more disbelievers than believers.

WILBERT SMITH

In 1950, in a joint venture between the United States Navy and the Canadian National Research Council, a study was begun on magnetic anomalies and other such phenomena. As part of this project, surveys were made around Lake Ontario. This led to further investigations by a Canadian team of scientists under Wilbert B. Smith of the Canadian Department of Transport. During their investigations they uncovered some strange facts. They discovered areas of "reduced binding" in the atmosphere near the shore of the lake. In one report these areas were described as pillar-like columns—some almost a thousand feet across and reaching thousands of feet up into the atmosphere—which were invisible and detectable only by sensitive equipment. Inside these columns some peculiarities were noted in gravity and magnetism and what appeared to be a reduction in the nuclear binding forces holding matter together. It was also discovered that some of these "columns" were mobile and never remained in one location for any length of time. Such an unusual discovery should have created some interest within the scientific community. Evidently it did not. Investigations of these areas were dropped and nothing further on the subject has been released.

"GATEWAY TO OBLIVION"

HUGH COCHRANE

AVON BOOKS

CONCLUSIONS

Dr. M. A. Persinger also found similar effects occurring in areas prior to earthquakes, and he suggested the possibility that infrasonic and ultrasonic waves might be generated by the increasing pressures. He further suggested the possibility that such electric energies, accumulating in local areas, could result in an electric column rising into the atmosphere. Even more interesting was the suggestion that these columns could affect living electrical systems and that the sensitivity demonstrated by animals before an earthquake might be due to these electrical energies, which the animals are detecting.

Is it possible that there is a connection between these columns of energy and the ones proposed by Wilbert Smith in the 1950s around Lake Ontario? The energies in the columns proposed by Persinger are said to be the result of stresses deep in the earth. The energies in the column proposed by Smith were most effective on those aircraft components that were under stress. Is high stress the key to the mystery of why the Fitzgerald was knifed in two? Certainly its twenty-six thousand tons of iron ore would have created enormous stresses in her hull each time a wave lifted her. If the final waves she encountered were the legendary "three sisters," then the stresses could have been unimaginable.

In Smith's theories the energies in the column acted on the nuclear binding forces to weaken them. When these forces encountered matter already under stress, their effects were such that the forces binding the matter together ceased to exist along the line of maximum stress and the material simply parted. In an aircraft in flight, the result was certain disaster.

A rather curious possibility concerning these columns was suggested by Persinger and Lafrenière in *Space-Time Transients*. They proposed that, under the right conditions, ionization of the air within the column could result in luminous anomalies, and that the rising energies could cause rocks or other dielectrics in the area to appear to pop out of the ground, rise into the air and, on falling, appear to be dropping from the sky.

These scientists are not alone in their speculations. Other scientists, particularly in Europe, have gone as far as suggesting that UFOs are actually plasmoids of glowing energy held aloft by invisible fields generated inside the earth. If the theory of the above two scientists is allowed, then the supporting invisible structures could be columns of energy created by stresses deep in the earth.

These two scientists also proposed that such columns could be mobile, their direction and movements determined by the deep-seated forces generating them. This mobility follows Wilbert Smith's findings. He found that the columns could move right out of the area. He also expressed the belief that the nuclear binding forces were pressed the belief that the nuclear binding forces were stronger in the north and weaker in the south. If this can be taken to mean that the effects of the energies in the columns are greater in the south, then we might speculate that the effects would be equivalent to stronger energies in the column producing more dramatic events.

(93)





Daniel Dunglas Home, 19th-century 'medium' whose levitations were observed on several hundred occasions.

The gravity enigma

Levitation may be easier than we think; irresistible, even. It certainly came as a surprise to the group of house guests gathered in the Connecticut home of silk manufacturer Ward Cheney in August 1852. In the fashion of the time, they had arranged a séance, hoping for evidence of the after-life by way of spirit manifestations – table-rapping, ghostly lights, ectoplasm, or the like. Instead, Daniel Dunglas Home, the 19-year-old medium whom they had invited to be at the centre of activities, experienced something that had never happened to him before, and which none of the people present were ever to witness again: he floated involuntarily from the ground. As good fortune would have it, the incident was observed and recorded by a hard-headed reporter – F. L. Burr, editor of the *Hartford Times*: 'Suddenly, without any expectation on the part of the company, Home was taken up in the air. I had hold of his

hand at the time and I felt his feet – they were lifted a foot from the floor. He palpitated from head to foot with the contending emotions of joy and fear which choked his utterances. Again and again he was taken from the floor, and the third time he was carried to the ceiling of the apartment, with which his hands and feet came into gentle contact.'

D. D. Home subsequently learned to levitate voluntarily, and performed the feat in front of hundreds, perhaps thousands, of witnesses, by turn eminent, sceptical and amazed: Thackeray, Bulwer Lytton, Emperor Napoleon III, Ruskin, Rossetti, Mark Twain – these and many others saw the gravity-defying phenomena that surrounded him wherever he went. As well as being able to lift himself above the ground, tables tilted and rose, (though objects upon them remained stationary as if glued); heavy pieces of furniture (on occasions, even grand pianos) moved weightlessly across the room; bells rang, music played (notably an accordion while its bellows were motionless), bird noises sounded, spirit voices sang out; an evening with D. D. Home was an evening of psychic mayhem.

Absence of fraud

What makes him unique in the history of levitation is the sheer volume of testimony. The manifestations occurred over a period of some 40 years, often in broad daylight and in full view of everyone around him. In spite of extreme hostility by such critics as the magician Harry Houdini, who claimed without ever attempting to prove it that he could duplicate all of Home's feats, he was not once shown to be fraudulent. In July 1871 he received the approval of William Crookes, one of the era's renowned scientists, later to be knighted and become President of the British Association for the Advancement of Science. He wrote in the *Quarterly Journal of Science*: 'The phenomena I am prepared to attest are so extraordinary, and so directly oppose the most firmly-rooted articles of scientific belief – amongst others, the ubiquity and invariable action of the force of gravitation – that, even now, on recalling the details of what I witnessed, there is an antagonism in my mind between *reason*, which pronounces it to be scientifically impossible, and the consciousness that my senses, both of touch and sight, are not lying witnesses.'

The Documented True Story of the Other Bermuda Triangle

Literally thousands of ships and planes have vanished mysteriously without a trace. Countless bizarre UFO sightings have been reported. Unearthly incidents of every variety continue to our own day. It's not the Bermuda Triangle, but the Marysburgh Vortex, the gateway to oblivion on the eastern end of Lake Ontario, where so many alarming occurrences have gone unexplained – until now.

- Why was the "ghost ship" Bavaria abandoned in the middle of Lake Ontario?
- What was the true origin of the great Chicago fire?
- Did spirits lead two young sisters to a long-buried murder?
- What was the real story behind the fantastic birth of the Mormon church?
- Why did inexplicable explosions occur on the same day every year for three years?
- What was the winter like when Lake Ontario became an extraterrestrial spaceport?

Hugh Cochrane's well-researched investigation of this ominous relative of the notorious Bermuda Triangle presents documented evidence in case after case of unexplained disappearances and other baffling phenomena. If the facts are startling, the possible explanations are utterly mind-chilling.

"GATEWAY TO OBIVION" AVW# 54817



71001-00250

ISBN 0-380-54817-8

94

HoltBooks

"THE MYSTERIOUS WORLD" BY FRANCIS MITCHING



In a letter dated July 14, 1871, Lord Lindsay relates his strange experience with D. D. Home: "I was sitting with Mr. Home and Lord Adare and a cousin of his. During the sitting Mr. Home went into a trance, and in that state was carried out of the window. We saw Home floating in the air outside our window. He remained in that position for a few minutes, and then glided into the room, feet foremost, then he sat down." The window Lord Lindsay refers to was 23 meters from the ground!†

The noted British physicist Sir William Crookes also watched performances of levitation by Home. "On three separate occasions have I seen him raised completely from the floor of the room. Once sitting in an armchair, once kneeling on his chair, and once standing up," he wrote in 1874.

*R. C. Johnson, *Nurslings of Immortality* (Hodder & Stoughton, London, 1957).

†The incident took place at 5 Buckingham Gate, London.

Throughout history, as the above map shows, the ability to levitate has been widespread.

"WE ARE NOT THE FIRST"

WHITE-OUT 3.

(95)

ERRATA* THE SCALE FACTOR FOR
PAGE 78 is 7×10^3 (BOTTOM OFF 1.2 Hz)

* PAGES 77 TO 84 (8 PLACES)
CHANGE ALL PLACES IN TEXTUAL

DATA FROM: 3.7×10^3 TO: 7×10^3

4/23/86

Re Clark, Ph.D.

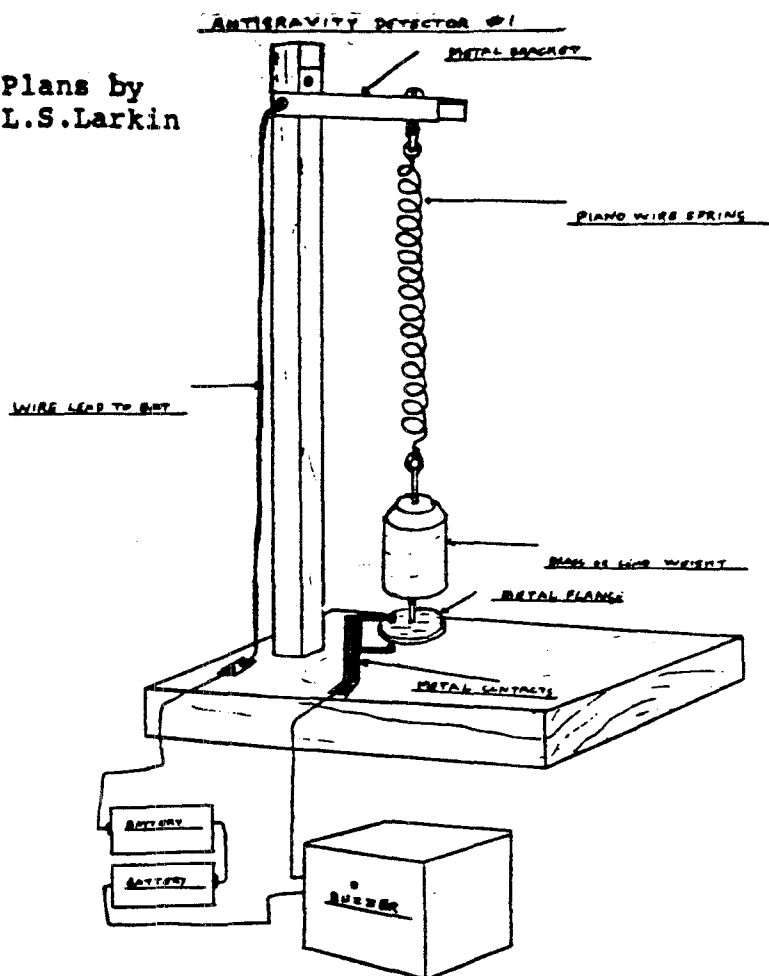
WILBERT SMITH GRAVITY DEVICES

Instrument No. 1. The Anti-gravity Proximity Detector. This instrument is simply a brass or lead weight suspended from a helical spring. As gravity gives rise to the phenomenon called weight, any change in gravity will cause an apparent change in weight, which will result in the brass or lead weight rising or falling. To detect any movement that might occur, a metal flange around the weight is made to lie between two electrical contacts, which, when either is closed, completes the circuit to ring an alarm. It can be powered by two flashlight batteries and the alarm is a door buzzer. If it is preferred to use electricity from the mains, a micro switch each side of the flange is recommended, leaving the spring and frame out of the circuit.

Instrument No. 2. The Magnetic Deflection Detector. This instrument is designed to indicate any change in Earth's magnetic field. A compass needle always points approximately North. If the direction of the lines of force change, the compass needle will swing one way or the other. Electrical contacts are placed each side of the needle, which, when touched by the needle, complete the circuit and an alarm is sounded. Although this instrument is powered by two flashlight batteries for portability, an appropriate power supply can be used with a step down transformer and suitable alarm or buzzer. It is very sensitive and is affected by the Northern Lights which are in turn affected by sun spots. It has been found that a deviation of plus to minus five degrees can be caused by the Northern Lights and so the electrical contacts cannot be set any closer than this if interference is to be avoided. The hypothetical situation of having a deflection in one direction due to the Northern Lights and a deflection due to a UFO occurring in the other direction and thus nullifying each other and so reducing the sensitivity of the instrument is remote. It has been found that when a deflection does occur, it is hard over in one direction and does not return until conditions become normal again; by which time the UFO is out of sight.

The electrical contacts are comprised of a loop of bare copper wire

Plans by
L.S. Larkin



about 3/4" diameter encircling the end of a needle of about five inches long. For the suspension, a light home made chain proves most satisfactory. When adjusting the instrument for the needle to swing freely to the North, make sure that the chain is not twisted and that the links lie at right angles to the needle. To ensure a better electrical contact through the chain and to also aid in balancing the needle horizontally, a lead saddle is made to clip over the needle, to be placed so that the needle end is located in the center of the copper loop.

Instrument No. 3. This instrument is designed to detect any change in the voltage of an electric circuit. Due to the fact that there are a number of reasons why this could happen, the instrument is called the EMF Collapse Detector.

This phenomenon has been claimed to have happened on quite a number of occasions when UFOs and flying saucers have been seen. Although there are several reasons why this could happen, the actual reason does not affect the operation of the instrument except for one feature. What does affect the instrument, and this is vitally important, is the speed at which this cessation of current occurs. In some of the cases quoted, there has been a possible gradual dying away of the current while in others, the current had failed in a second or less.

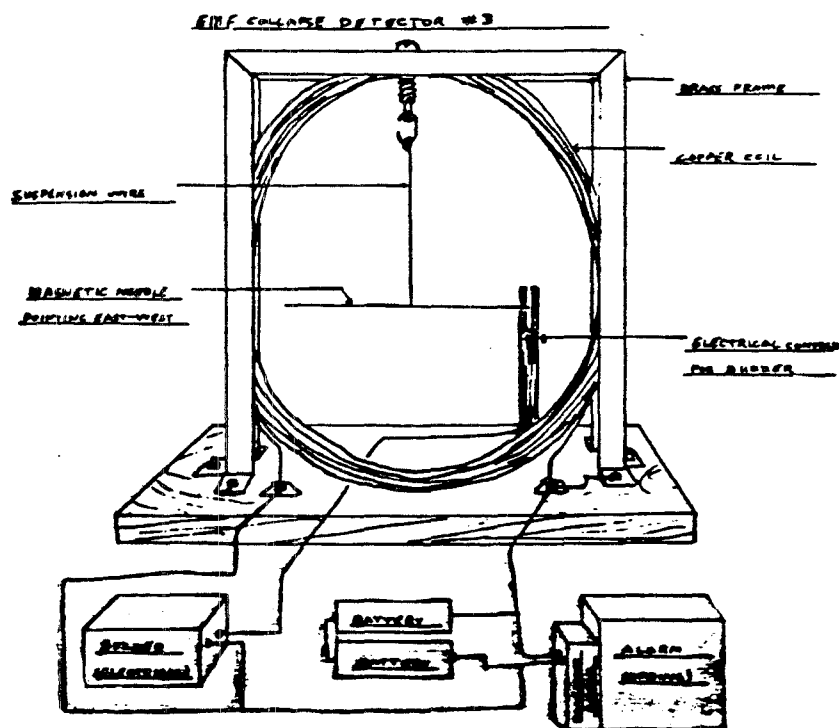
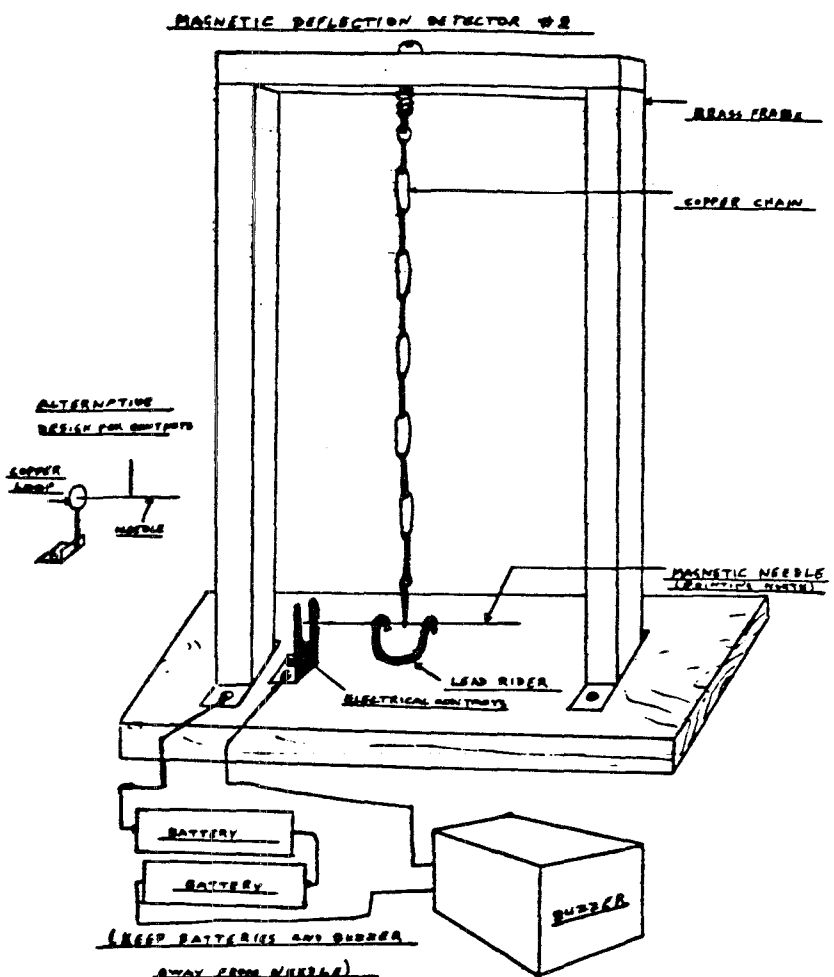
In view of the possibility of either a slow decay or a fast one occurring, both characteristics must be monitored for complete efficiency. The hypothetical situation of a sudden power failure at night with no lights

to indicate the event is considered. An electric clock would record the stoppage and also the duration, but it would not give any alarm to enable a visual observation to be made. Hence an instrument embodying two types of detection devices is required. One electrical and the other mechanical.

The EMF Collapse Detector therefore, consists of a magnetic needle deflected from its normal north to south position by having it located in the center of an electromagnetic field. If the voltage in the coil drops, the needle will swing to its N/S direction. Any movement in the needle causes an electrical contact to be made and an electrical alarm will ring. For instance, if an EMF of six volts is the normal voltage applied and a slight drop in EMF will cause the needle to deflect, there will still be enough current to ring the alarm for say, nearly a minute until the voltage drops below the threshold value required to operate it.

On the other hand, suppose a sudden stoppage of current occurs, an electrical alarm will not function and so a mechanical spring alarm, held in check by an electric solenoid, is employed. If the electricity is cut off for any reason, the spring alarm is triggered into action.

These instruments are of the simplest construction permissible to detect the phenomenon being investigated and although many improvements can be incorporated into the design, this adds complications which are undesirable until more is known about what causes them to work. In view of this lack of knowledge, it is considered unnecessary to build costly instruments (relative to the finances available) unless they are to be installed where UFOs are of frequent occurrence, as they do in some areas. The three detectors are not fully adequate nor efficient enough to monitor all the aspects attributed to UFOs but they cover the salient features and constitute a start toward scientific monitoring. The most important feature, however, is that once the phenomenon occurring can be definitely identified, this information gives an indication as to what methods of propulsion is utilized by UFOs.





In as much as there is continual interest in 'space age' technology that could conceivably be worked up by the average mechanic, let me comment here with some opinions. Over the years I have been aware of dozens of projects that gave high hopes but only wasted time and money in the end. While there is always hope, of course, the odds are high against success for a number of reasons I can mention. 1st, most projects involving energy savings are going to come to the attention of some of the energy moguls of this planet. These 'elite' interests have never allowed any major threats to their profits or control to gain headway on the market. You will assuredly be suppressed or stopped in your tracks if you buck the cartels.

A second reason for treading softly in areas involving energy & space propulsion, is the fact that the cartels already have systems so far beyond what the public gets wind of, that there is little reason for the average person to spin their wheels over the same ground. The 'elite' have had interplanetary craft for years now & if you are plugged in to the right insiders, you can verify this. NASA and most lower level Gov't projects and hardware is simply there to keep the 'elite's' profits pouring in and the public placated enough to allow the huge space program tax loads to continue.

The elite have every intention of eventually spreading their domination systems to the furthest corners of the universe. They already have many bases on the Moon and Mars. Few persons in the lower echelons of Gov't service are aware of such bases & such futuristic hardware, but many leaders are aware of the facts. The 1st astronauts were told to be silent after they found a moon base during the 1st probes.

To ensure that the priority technology and fuel profits remain in their hands, they see to it we only get gas burning vehicles that have changed little in 70 years. Even our aircraft are hopelessly outdated. By controlling the media, publishing empires and schooling, they easily squeeze out any proposed competition or threats. Since the middle class Americans were the last great threat to their coming one world system plans, stripping the U.S. of its power & wealth has been a priority project in past years. With our present indebtedness and loss of earning power, we shall soon be to the point that they can bring in their final credit-debit moneyless systems and have complete control of our economy. How our wealth & power was stripped away is all too plain to see, even to the most naive. How they are irradiating many of the 3rd world and non-producing humans is a little less obvious. Aids and drugs are tools that were put in place on purpose to solve some of this problem. Later, large scale wars will further cut down on populations. The U.S. has been a favored country to the 'elite' because of our innovative engineers and location. They have set up top secret bases in a number of locations across the nation. Deals were made with certain segments of off planet aliens to share some of these bases. The 'elite' got very futuristic technology and the aliens got leeway to perform genetic experiments for reasons too involved to get deeply into here. As a result, hundreds of thousands of Americans are now carrying around little implants in their bodies, and all too many are serving as guinea pigs. The scope of many underground installations is too large to be believed by many. There are now underground boring machines or 'moles' that make cutting lengthy tunnel systems simple. Persons who get caught tattling get late night visits from black, unmarked aircraft that can erase recent memory patterns.

Toward getting a little more deeply into some of these areas, the following reports are available. #1 Gov't -Alien Interaction Report. \$6. Gov't UFO Suppression Rep. \$7.95. Suppressed & Incredible Inventions Book \$9.95. Secret Brain Implants Rep. \$3.95. (#2\$6) Gov't promotion Of Drugs R. \$4. AIDS Expose Rep (Stunning) \$8. Who Really Runs The World Rep. (4) \$8 ea. Squelched Aircraft Rep. \$6. The Secret Bases On The Moon R. \$6.

"The Unseen Hand" (Book) covering the hidden empires & rulers. \$13.95... & much more Catalog \$1.

Loompanics titles: (Greater detail in Loompanic flyer...for stamp..)

EDEN SEEKERS GUIDE. BOOK. Seavy. Shows areas and concepts for gaining your 'paradise'. Rural areas, Islands, Best states etc. Get this before you move anywhere \$12.95

HOW TO BUY LAND CHEAP. BOOK. If you know where to write, what to say, or where to go, there is still cheap land. \$8.

THE LAST FRONTIERS OF EARTH. BOOK. Fisher. Island, Ice cap, airborn or floating...there are still alternatives.. \$8.95

HOW TO FIND MISSING PERSONS. BOOK. Behind the scene ways to get records like Phone, Medical, Courthouse etc \$12.95

GUERRILLA CAPITALISM. BOOK. The ins & outs of running your business 'invisibly' to snoops. Free enterprise..... \$11.95

REBORN IN THE USA. BOOK. Sands. "New Identity" data for the radicals in danger from big brother. New birth circls, etc \$10.

SUBTERRANEAN WORLDS. BOOK. Minkel. A large 312 page collection of strange 'inner world' concepts. The Shaver mystery, Dr. Bernard, Nazi inner W. connection, lost races etc etc \$18.95

(Another Inner Earth collection of tales and legends by B. Walton compressing 4 vols in fine print is \$25. Sampler \$8.)

GRAVITY NOTES: SYMMETRICAL GRAVITY AND THE SOLAR SYSTEM

A much cleaner, symmetrical gravity chart can be made on known data. I have charted the gravity data in four bands centered around 10^{12} Hz (neutral center). Below 10^{12} Hz I have named the bands the inverse of the higher bands to show the symmetry.

The Nuclear Band is the known atomic particles which are gravity structures. Thus, the proton active (f) and its rest state sets the Nuclear Band limits. The electron's frequency is the same distance below the center of the band as is found in the Nuclear Band offset. This band has two gravity active frequencies, and they are the electron at 1.23×10^{20} Hz and the proton at 8.74×10^{17} Hz. The electron gravity action in B = 0 designs is used in Over-Unity generators.

The Photon Band is from the bottom of the Nuclear Band to 10^{12} Hz. Photon gravity active frequencies are 7×10^{14} Hz (bottom edge of visible light) and 10^{12} Hz. Zero Point Radiation is a symmetrical reflection (from vacuum) of the 7×10^{14} Hz gravity.

The Photon Band is from 10^{12} Hz to 1.26×10^6 Hz as the reflection of the Photon Band. The gravity active frequencies are 3×10^7 Hz and 1.26×10^6 Hz. The center gravity frequency is offset from the center of the band by the same amount as the Photon Band but on the inverse side for symmetry. The gravity frequency at 1.26×10^6 Hz will have to be tested.

The Nuclear Band is from 1.26×10^6 Hz to 8.9 Hz. The active gravity frequency is calculated at 8.77×10^3 Hz. The center gravity frequency is offset from the center of the band by the same amount on the inversed side. This gravity frequency is not experimentally known to exist and therefore it will have to be tested. It would appear to fulfill the Keely, Tibetan, and other sound levitation requirements. I do not know how useful the 8.9 Hz gravity frequency is at the present nor has it been tested.

The Photon Band gravity frequency at the ~~high~~ end of visible light would seem to explain most of the human psychic abilities as direct brain to nature linkages. This frequency is the visible glow effects of some levitation phenomena. How usable this frequency is in other gravity technology systems is not yet known.

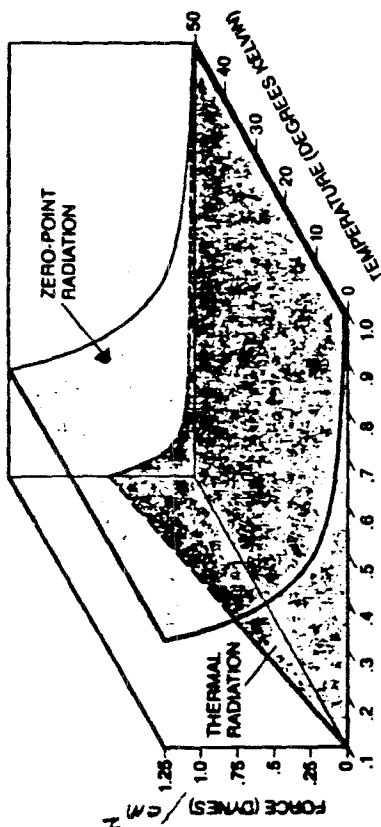
The Solar System was reviewed as a gravity push system. The diameter times the gravity push factor determined the planets' orbits. The planets' orbital velocities were then calculated based on distance, size (in order), gravity push, and the standardized Earth factor. Planetary rotation is calculated on Earth to Jupiter orbital velocity factors for the outer planets. Mars is given on the size (.5) to push (3) factors. Venus and Mercury just slide around the sun, making nearly one revolution to one rotation. Pluto is factored as a dead star.

The Earth to Moon orbit is calculated on a size to push factor. Like Venus and Mercury near the sun the near range of the Moon makes one revolution to one rotation effects.

Permission is given to publish all or any part of the above data.

General Notes: The energetic zeros of power systems in nature are the sources of gravity. The EM source of gravity is the four energy component fields of E, D, H, and B at zero. EM generated gravity is the zeroing of the three-component electrical field vector and the three-component magnetic field vector in conjunction (a tensor of the second rank at zero). Literally this means that the EM fields' energy is "dumped" into gravity generation at their zeroing. Furthermore, the incidence of bringing any one of the four EM fields (E, D, H, or B) to zero automatically brings all EM fields to zero and generates gravity. The power of the generated gravity field is proportional to the EM field power that has been zeroed, but is more powerful (see tensor product data attached). Gravity is a nine-component energy field in three dimensional space. Time has NOTHING to do with gravity generation! All EM dipoles emit gravity as the EM radiated wave center. All EM machine devices have some gravity generation in them, and by deliberate design a large part of the input power EM to electrical generators can be converted to gravity field generation and then the gravity field converted back to EM at a power gain. Or, Over-Unity Electrical Generators are two three-component EM vectors in (or D.C.) converted to a gravity tensor which is converted to two three-component EM vectors out.

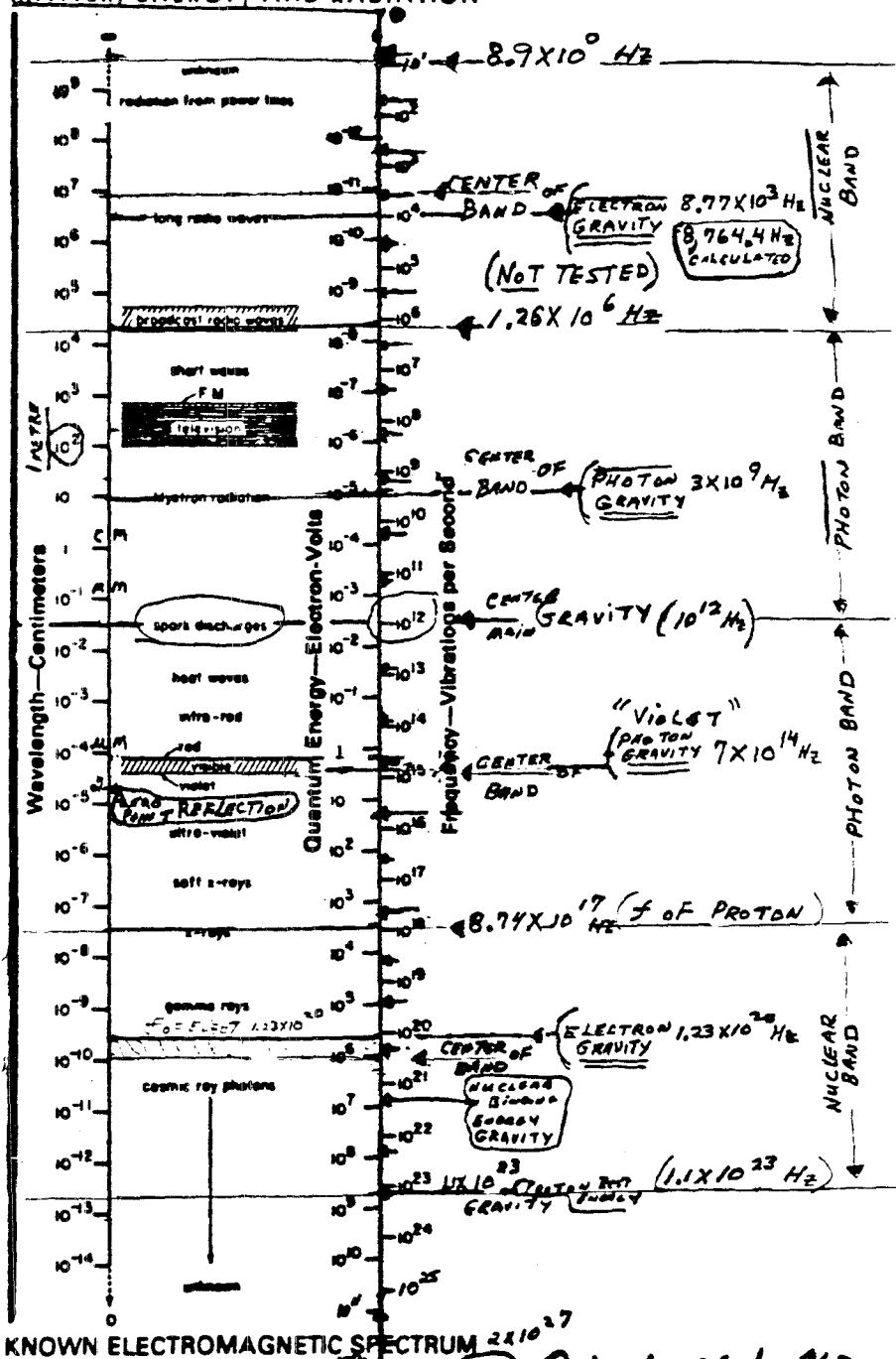
VACUUM RADIATION



BOYER DATA

FORCE OBSERVED IN THE CASIMIR EXPERIMENT has two components.

MATTER, ENERGY, AND RADIATION



KNOWN ELECTROMAGNETIC SPECTRUM 2 x 10²⁷

After Dunning, J. R., and H. C. Paxton, *Matter, Energy and Radiation*. McGraw-Hill Book Company, 1941.

Richard L. Clark, Ph.D.
18 Apr 86

SYMMETRICAL GRAVITY

Mysterious Rays from Human Eye Move Solenoid

WILL science soon reveal the nature of a mysterious power of the human eye more amazing than sight itself?

Probably every one has experienced an almost intolerable sensation under the prolonged stare of another person's eyes. If one person looks into another person's eyes, one of them must at last avert his gaze.

Dr. Charles Russ, an eminent British bacteriologist, has constructed a device which he believes conclusively proves that the human eye possesses an invisible energy, powerful enough to move objects.

A delicate solenoid of fine copper wire wound on a celluloid cylinder is suspended from an unspun silk fiber fourteen inches long. The upper end of the silk is attached to a cork placed in the end of a long glass tube and the lower end is fastened in a metal yoke near a small electromagnet. The object is to bring the solenoid to rest after it has been set in motion.

The entire system is enclosed in a double glass jar, covered with metal leaf. The space between the jars is filled with water or paraffin lest the bodily heat of the experimenter should influence the result.

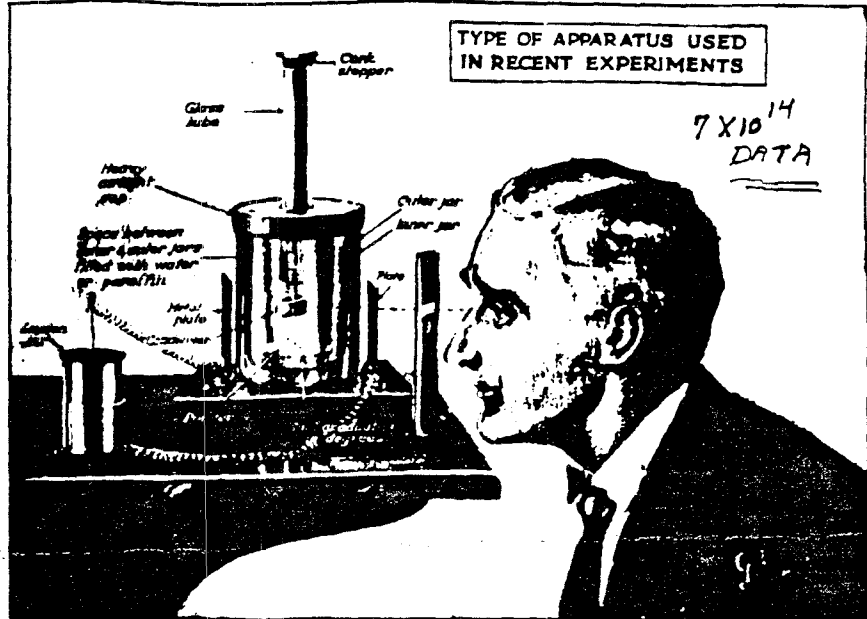
On each side of the vessel the metal coating is scraped from one small spot. These openings are faced by insulated metal plates connected with a Leyden jar, which places an electrical potential

across the air space inside the double vessel. Another opening is made for the eye.

If the experimenter looks at one end of the solenoid as soon as the plates are charged, it will turn away from him, says Dr. Russ. If he looks at the other end, that end will move away. No motion results if the eyes rest on the center. To enable the observer to more easily watch the effect, a pointer hung

from the solenoid moves over a dial graduated in degrees.

Dr. Russ believes there is a ray of force propelled from the eye in the act of vision, which produces a tiny electric charge on the swinging solenoid. Of the nature of this energy he is not certain, although, since no effect is obtained in the dark, he thinks that the "emanation" is a refraction or a concentration of some unknown ray in light.



© Modern Publishing Company

Drawing by G. H. Davis

Dr. Russ's apparatus consists of a double glass jar containing a solenoid that is free to turn when the vision is directed through the slit

OCTAVE POWERS NUMBER OF THE		OSCILLATIONS PER SECOND		TYPE OF ENERGY OR FORWARD MOTION	
1	100	100	100	100	100
2	100	100	100	100	100
3	100	100	100	100	100
4	100	100	100	100	100
5	100	100	100	100	100
6	100	100	100	100	100
7	100	100	100	100	100
8	100	100	100	100	100
9	100	100	100	100	100
10	100	100	100	100	100
11	100	100	100	100	100
12	100	100	100	100	100
13	100	100	100	100	100
14	100	100	100	100	100
15	100	100	100	100	100
16	100	100	100	100	100
17	100	100	100	100	100
18	100	100	100	100	100
19	100	100	100	100	100
20	100	100	100	100	100
21	100	100	100	100	100
22	100	100	100	100	100
23	100	100	100	100	100
24	100	100	100	100	100
25	100	100	100	100	100
26	100	100	100	100	100
27	100	100	100	100	100
28	100	100	100	100	100
29	100	100	100	100	100
30	100	100	100	100	100
31	100	100	100	100	100
32	100	100	100	100	100
33	100	100	100	100	100
34	100	100	100	100	100
35	100	100	100	100	100
36	100	100	100	100	100
37	100	100	100	100	100
38	100	100	100	100	100
39	100	100	100	100	100
40	100	100	100	100	100
41	100	100	100	100	100
42	100	100	100	100	100
43	100	100	100	100	100
44	100	100	100	100	100
45	100	100	100	100	100
46	100	100	100	100	100
47	100	100	100	100	100
48	100	100	100	100	100
49	100	100	100	100	100
50	100	100	100	100	100
51	100	100	100	100	100
52	100	100	100	100	100
53	100	100	100	100	100
54	100	100	100	100	100
55	100	100	100	100	100
56	100	100	100	100	100
57	100	100	100	100	100
58	100	100	100	100	100
59	100	100	100	100	100
60	100	100	100	100	100
61	100	100	100	100	100
62	100	100	100	100	100
63	100	100	100	100	100
64	100	100	100	100	100
65	100	100	100	100	100
66	100	100	100	100	100
67	100	100	100	100	100
68	100	100	100	100	100
69	100	100	100	100	100
70	100	100	100	100	100
71	100	100	100	100	100
72	100	100	100	100	100
73	100	100	100	100	100
74	100	100	100	100	100
75	100	100	100	100	100
76	100	100	100	100	100
77	100	100	100	100	100
78	100	100	100	100	100
79	100	100	100	100	100
80	100	100	100	100	100
81	100	100	100	100	100
82	100	100	100	100	100
83	100	100	100	100	100
84	100	100	100	100	100
85	100	100	100	100	100
86	100	100	100	100	100
87	100	100	100	100	100
88	100	100	100	100	100
89	100	100	100	100	100
90	100	100	100	100	100
91	100	100	100	100	100
92	100	100	100	100	100
93	100	100	100	100	100
94	100	100	100	100	100
95	100	100	100	100	100
96	100	100	100	100	100
97	100	100	100	100	100
98	100	100	100	100	100
99	100	100	100	100	100
100	100	100	100	100	100

LEGEND: * - Unclassified
* - International Classification


ONE OF THE STRONGEST EARTH ENERGY POINTS IN THE WORLD!

"MARKER STONES"

EARTH GRID ENERGY POINT VALLEY
TWO (2) MILES NORTH OF DEATH VALLEY
NATIONAL MONUMENT'S NORTHERN BOUNDARY
ON THE EAST SIDE. (GRAPEVINE MOUNTAINS)

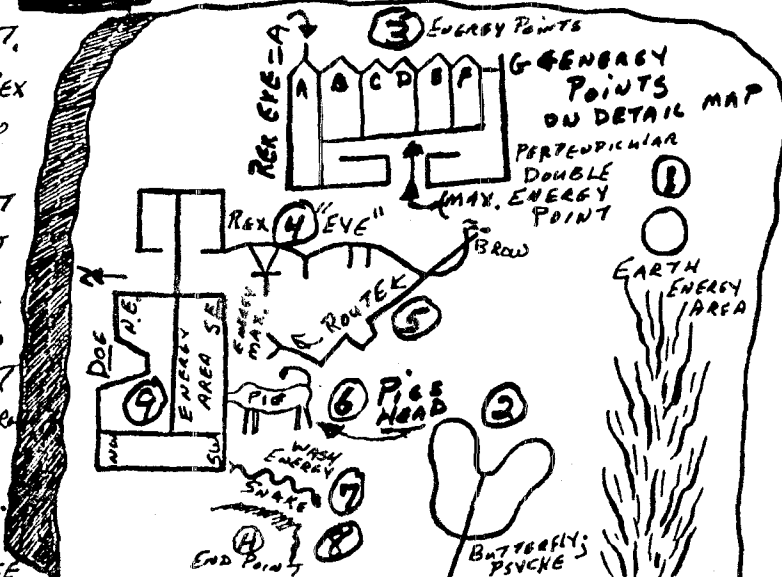
THE CRYSTALLING EARTH ENERGY ACTION IN THIS AREA IS TREMENDOUS!

- ① EARTH GRID POINT ENERGY AREA
- ② BUTTERFLY OR "PSYCHE" MIND AND HEALING.
- ③ EARTH ENERGY POINTS (FAULT CROSSINGS) GOING UP THE VALLEY EASTWARD FROM REX EYE BROW.



- ⑩ "BECOME A KING"
- ⑪ "SET FREE" (HEALED, ENLIGHTENED)
- ⑫ FOUR STONES OR MOUNDS IN VALLEY MARKING START OF DRY WASH ROUTE
- ⑬ THE TWO FORK IN THE VALLEY'S DRY WASH IN THE ENERGY AREA.

④ REX EYE (MYM) BROW (REMOVED 1933 BY FEDERAL GOVERNMENT) STONE WRITING FOUND at Grapevine Canyon, CALIF.



- ⑤ PATH FROM REX EYE BROW TO MAX. ENERGY DOUBLE RIGHT ANGLE FAULT POINTS.
- ⑥ PIGS HEAD (OR NOSE) THAT MARKS SOUTHERN BOUNDARY OF ENERGY AREA.
- ⑦ ENERGY SNAKE OF DRY WASH BED.

- ⑭ "MAN OVER THE CLIFF" FROM HERE TO ⑮ THE GIANTS RIGHT THREE TOED FOOT A STRAIGHT LINE GOES THROUGH THE MAX. ENERGY AREA (DOUBLE PERPENDICULAR)
- ⑮ THE GIANTS THREE TOED RIGHT FOOT.
- ⑯ THE ENERGY CENT WITH (1) PERPENDICULAR ENERGY FAULTS.

Another Writing in Grapevine Canyon, CALIF. (ORIGINALLY IN SCOTTY'S CASTLE GRAVEYARD, DEATH VALLEY, CA.)

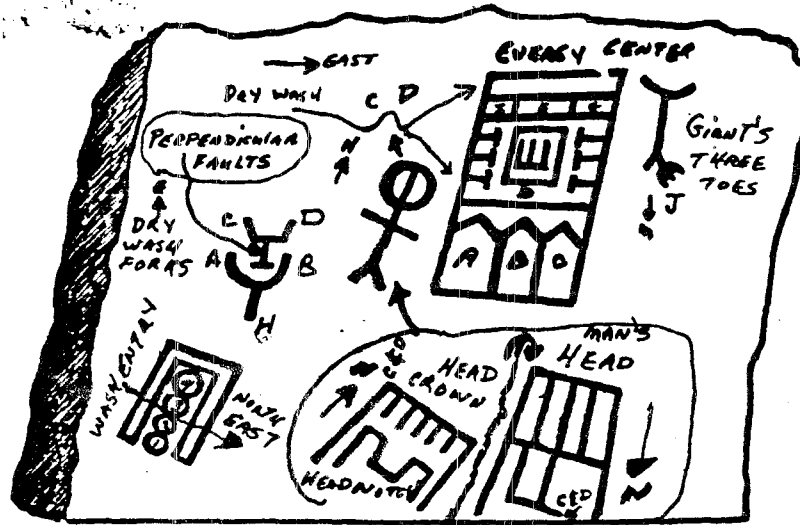
- ⑧ END POINT AT S.E. END OF AREA.
- ⑨ ENERGY AREA LAYOUT FROM PIGS NOSE. NOTCH IS DOG ON FAR SIDE (NORTH) OF THE VALLEY.

CHURCHWARDS ORIGINALE LACK DETAILS AND DATA OF ABOVE DRAWINGS - FRY

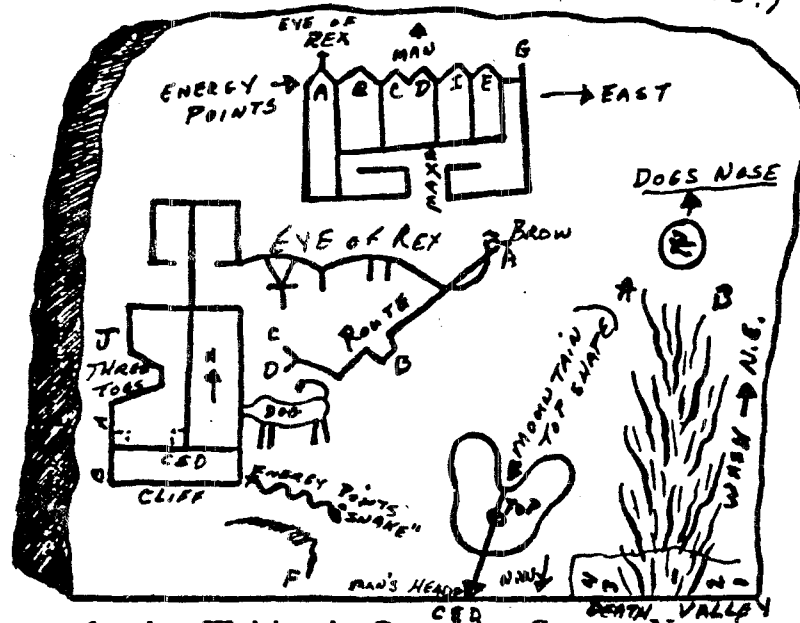
10-28-86
RICK FRY

ENERGY VALLEY DETAIL DATA

(CORRECTIONS)



MARKER STONES
Ground Plan of Temple at Grapevine Canyon, N. Calif.
(DRY WASH ENERGY POINTS.) (CAVERNS?)



Another Writing in Grapevine Canyon, N. Calif.
{ MARKER DRAWINGS WERE
ORIGINALLY FROM J. CHURCHWARD'S
"LOST CONTINENT OF MU", 1931. }

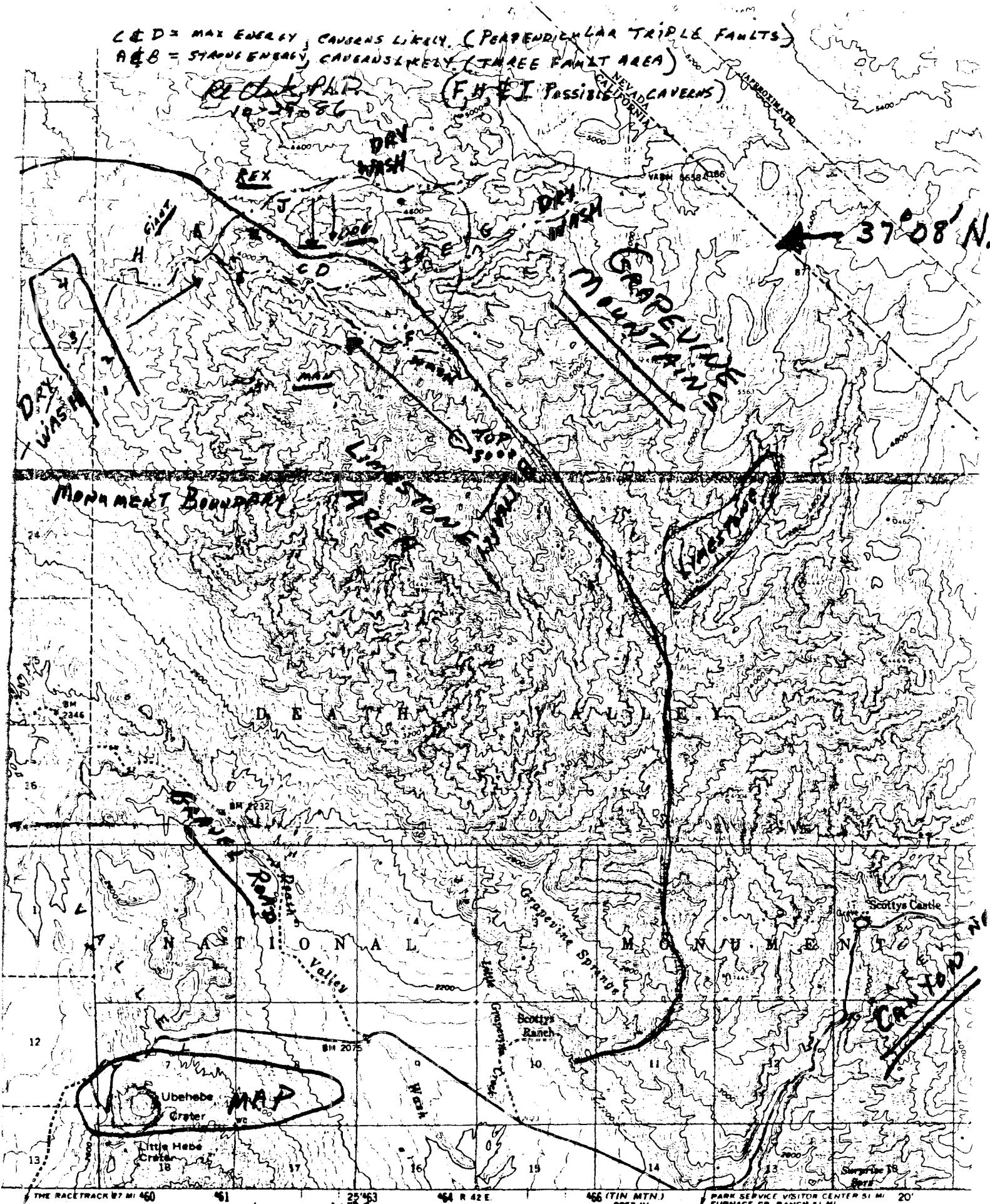
Re Clark, Ph.D.
29 Oct 86

* BE SURE TO USE DIRECTION
ARROWS BY EACH FIGURE.

C & D = MAX ENERGY, CAVERNS LIKELY (PERPENDICULAR TRIPLE FAULTS)
A & B = STABLE ENERGY, CAVERNS LIKELY (THREE FAULT AREA)

RECHAP, P.A.P.
19-24-86

(F.H. & I. POSSIBLE CAVERNS)



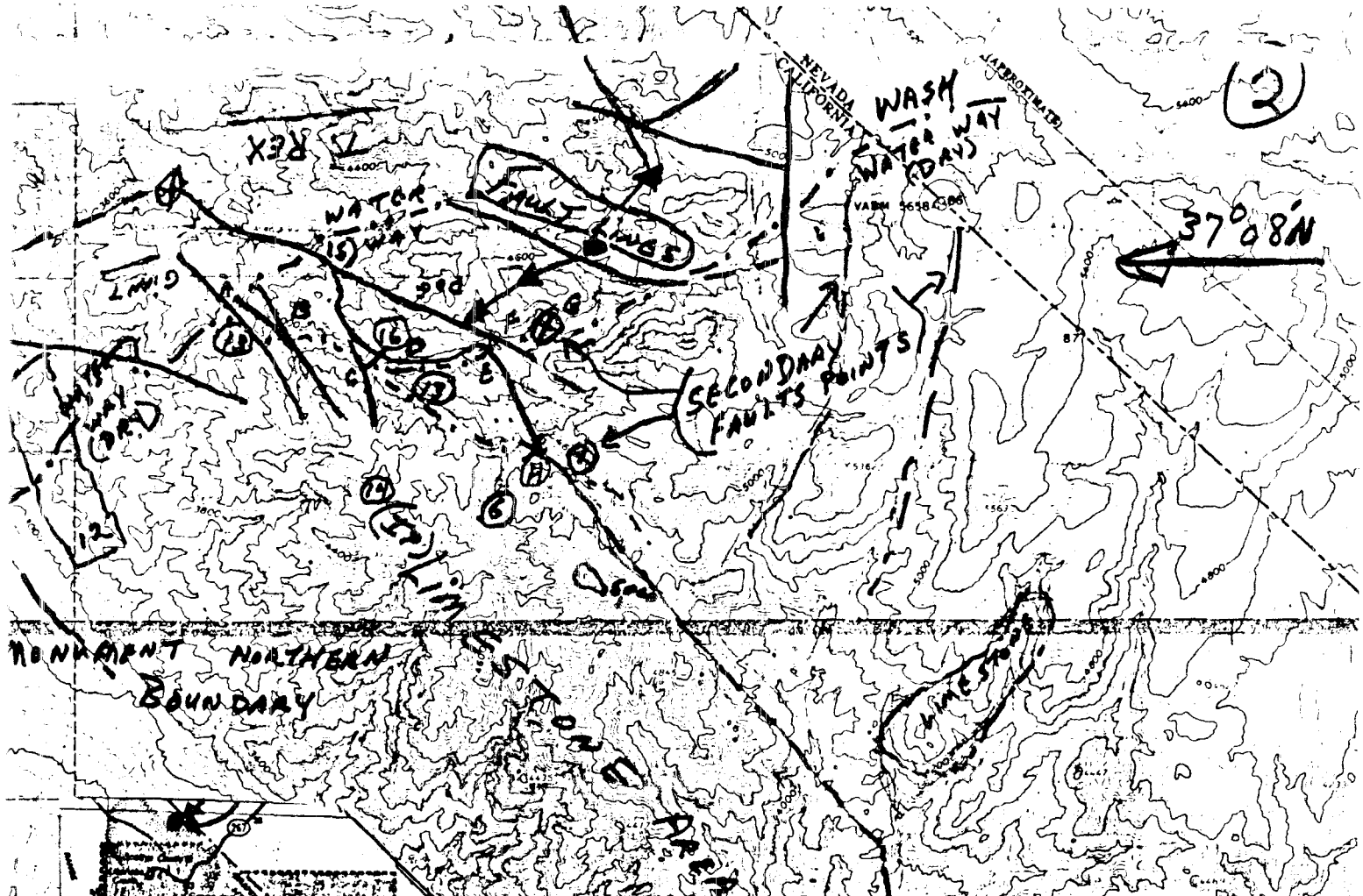
Geological Survey



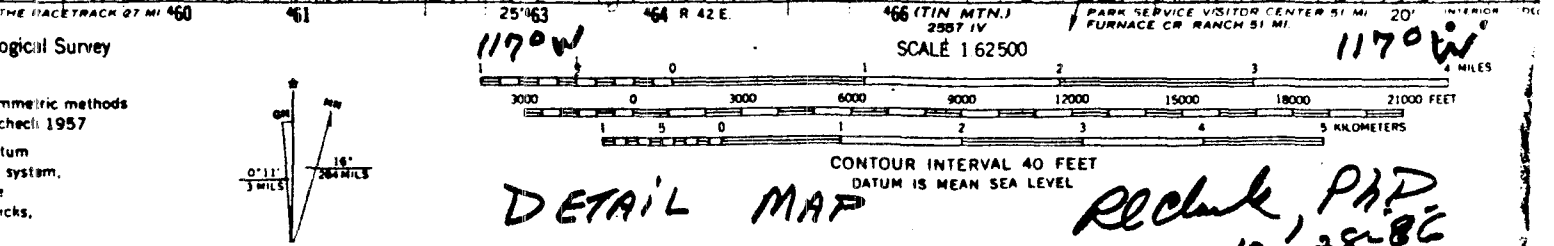
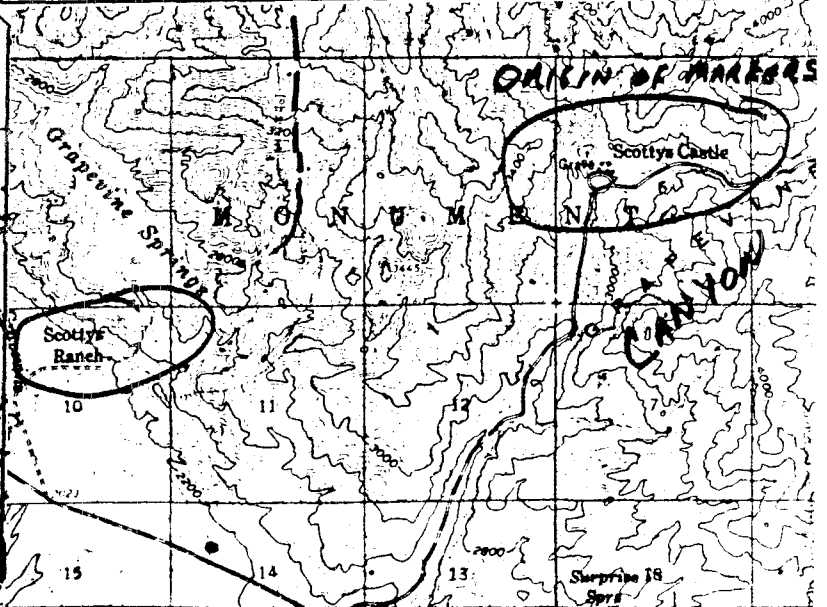
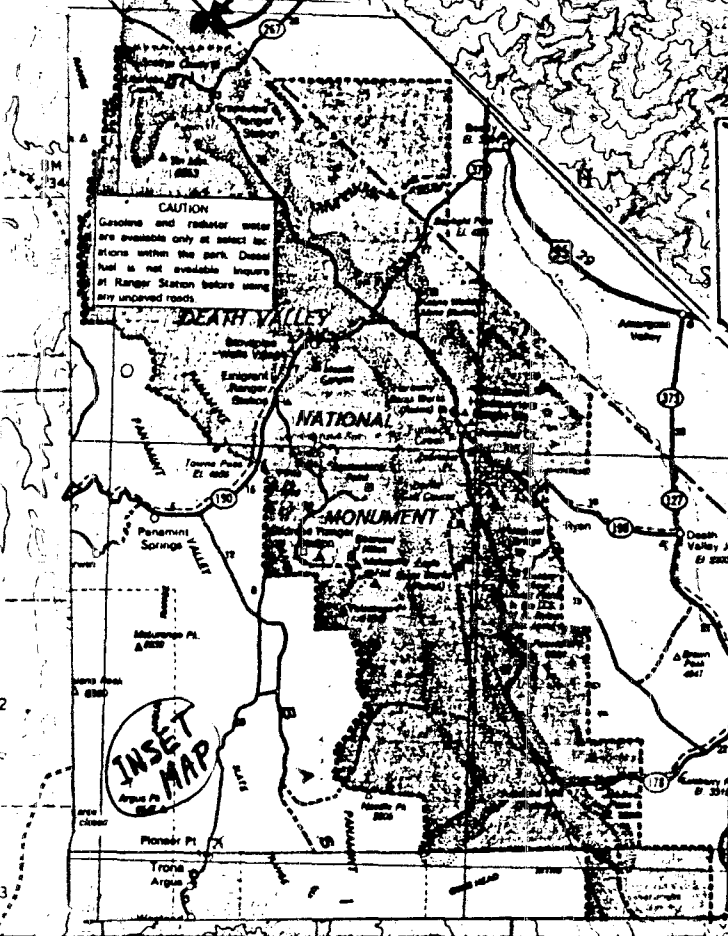
117° 0' W.

SCALE 1:62500

CONTOUR INTERVAL 40 FEET
DATUM IS MEAN SEA LEVEL



PERPENDICULAR PRESSURE AREA WHERE NORTH & SOUTH MOUNTAINS CRASH INTO E. WEST MTS..
 THIS IS A MAJOR FAULT LINE AREA & HAS FALLEN 4000 FT...HIGHLY LIKELY CAVERN AREA....
 PS I HAVE HAD GOVT HARRASSMENT SINCE STARTING THIS AREA OF RESEARCH...???





From the Los Angeles Times comes this tid-bit: "Scores of red-haired mummies 6½ to 7 feet tall and thousands of artifacts have been discovered in a smoke-coated cave 22 miles southwest of Lovelock, Nevada. The Pictos of Lovelock Indian colony called the redheads People Before. 'That tribe of barbarians would waylay any people to kill and eat them, they would even eat their own dead,' says an 1880 book by Sarah Wimmer. Hopkins called LIFE BEFORE THE PICTOS."

10-1019 LOPEZ ST Santa Fe NM 87501 - Tom LeVergue



MASSIVE EARTH ENERGY (FAULT) AREA
IN LIMESTONE/DOLomite ROCK. SEE DETAIL
MAP. (RIGHT ANGLE FAULT POINTS)

Ed Clark P.H.D.

10-28-86

Geothermal Boundary
Ice Drift

37°10'N



The Miracle of Catalonia

THE River Tech, originating close to the Spanish frontier, tears brusquely through the Valley of Vallespir towards the Mediterranean, and is bridged a few miles north of Le Perthus by the highway running from Narbonne to Barcelona. A secondary road from the intersection at Le Boulou, accompanies its torrential waters for thirty miles back into the hinterland before ending in a cul-de-sac. Along the rocky, Colorado-like route lies Céret, the Mecca or Barbizon of Cubism, whose Provençal-Catalan air attracted Picasso, Max Jacob, Bracque, Manolo, Kisling and Juan Gris. The Museum of Modern Arts in the Carmelite convent contains some of their works. Next are the small towns of Amélie-les-Bains, a spa at the foot of a Vauban fortress, and Arles-sur-Tech, producing the first and finest apples of France.

Arles-sur-Tech grew around the Abbey of Saint Mairie, founded by Charlemagne in A.D. 778 – the year of the merciless rearguard action near the clefts of Roncesvalles where, at the opposite end of the Pyrenees, the emperor lost Roland, Oliver, and other knights battling Basque partisans. Sheltered by the commanding summits of sacred Mount Canigou, magnetic peak of Roussillon lifting glaciers like frozen white flames skyward, Arles-sur-Tech is a pleasing place, enjoying the mildest climate, a folkloric centre set in a European Hindustan.

Local Holy Week celebrations are obviously related to those in Malaga and Seville. Processional altars aglow with candles and ornate floats sway slowly above the Stations of the Cross parade. Anonymous penitents move rhythmically to the accompaniment of litanies and the mournful roll of muffled drums. Dressed in black robes and pointed hoods slitted for the eyes – costumes of the type worn by faceless escorts who walked alongside the barefoot, chain-dragging miscreants to the scaffold – a column of repentant sinners crowds the plaza on Maundy Thursday. Backs are bent under the heavy *Croix des Opprobres*; some carry the sunburst of diamonds, and the host of thorn-crowned waxen-faced figures with flowing locks and tears of pearl.

On other occasions the mood is gay. Midsummer Night Beacons are the signals of regional rejoicing. Mules are blessed. It is Muleteers Festival, alive with rousing Sardanas music and fraternal Catalan ring-dancing. Miradors are festooned for the Cascavellada, an ancestral *festa mayor*, when revellers fight their friendly Battle of Flowers in fancy clothes, bear masks and espadrilles.

The present abbey and cloisters in graceful Provençal

style date from the 11th–13th centuries and shelter a splendid wooden altar-screen, gilded statues of the Persian princes Abdon and Sennen, and painted, silver bust-reliquaries containing relics of these saints, who were martyred under the Christian-baiting Roman emperor Decius in A.D. 251. The entrance to the church is embellished by a Romanesque Christ in majesty and the first and the last letter of the Greek alphabet – the Alpha and Omega of the Apocalypse.

To the left of the central doorway, and behind an iron railing, stands a consecrated tomb. The discoloured, marble coffin – above which appears the wall effigy of Guillaume Gaucelme, Seigneur of Taillet (d. 1210), with arms crossed over his chest – is attributed by archaeological experts to the 4th century. It bears Christ's monogram encircled by a wreath, and may be read as IX (Iesus Christos) or XP, the Greek Chi-Rho symbol, the Chrismon, or the Labarum: the standard of Constantine. When surrounded with a ring or wreath the impression is that of a wheel. The *Signum Dei* of early Christianity stood for the founder of the religion, as well as for universal peace – *Pax*. Two faded paintings of the Holy Monogram have been found on the garden tomb at Calvary-Golgotha. They incorporate the Alpha and Omega, and indicate that the sepulchre was identified in olden days as the Tomb of Jesus Christ, the First and the Last.

Although antiquarian sarcophagi (literally: 'flesh-eaters' supposed to consume the body within forty days) are not common in France, or anywhere else, there are still some on view. Several in Paris museums are Christian and show the Chi-Rho cipher. A few good ones may be seen in the southern parts of the country. The cathedrals at Auch (Gers) and Rodez (Aveyron) have perfect specimens from the 5th and 6th centuries. So has the crypt of St. Seurin, Bordeaux. Pagan and Christian sarcophagi discovered in and around Arles (Provence) are now in the archaeological museum of Marseilles. The local church of St. Victor has one said to enshrine the relics of Lazarus.

On the face of it, the heavy, austere stone chest at Arles-sur-Tech seems in no way dissimilar to other sarcophagi of the same period. However, there is a difference that is unusual. It is associated with a riddle which has baffled generations of townspeople for the last thousand years. A riddle, by the way, not mentioned anywhere in the 1023 pages of the *Guide de la France Mystérieuse*. Apparently it hides some kind of spring bringing forth a pure, transparent and always fresh liquid of medicinal properties. Between 80 to 150 gallons

900.1
C. Action of the Psychokinetic Effect explained
by the Concept of Dipolar Gravity

After the description of the Magnocraft was published, as with every other new idea, it encountered criticism from some quarters. But almost all critical comments about this vehicle resulted from the overlooking of some vital points already postulated by the Magnocraft's theory. The only argument that initially this theory did not explain was the claim that "not a magnetic field, but antigravity will be the carrier of the propulsion systems of the future". In order to examine the merit of this argument, the author completed a broad analysis of our knowledge about antigravity. The effect of this analysis was the formulation of a completely new understanding of a gravitational field, which is now disseminated under the name "Concept of Dipolar Gravity" - see [1] and [3]. In turn, one of the most important phenomena whose existence this new concept postulated, is the Psychokinetic Effect utilized for the building of magnetic field circulating power-stations of the second generation.

The Concept of Dipolar Gravity describes the nature of a gravitational field in an opposite (alternative) way from that described by present science. The present interpretation of gravity assumes that the gravitational field displays all characteristics of a monopolar field. In this way the attributes of gravity are treated as resembling those of electrical fields, pressure fields, etc. Because of this assumption, the present understanding of gravity can be called the "concept of monopolar gravity". However, the completion of the analysis proved that the nature of a gravitational field is totally different from that described by the concept of monopolar gravity. Gravity was found to correspond to all dipolar fields, such as magnetic fields, or fields formed by circulating streams of fluids. These new implications are accommodated by the Concept of Dipolar Gravity.

Numerous areas of the present knowledge (e.g. astronomy, chemistry, geography) remain unaffected by the introduction of the Concept of Dipolar Gravity. The differences between the old and the new concepts concentrate mainly around the mutual relationship between matter and antimatter. In the old concept of monopolar gravity, matter and antimatter existed in the same set of dimensions (or world), similar to the way positive and negative electric charges co-exist in the same space. This concept also claims that matter and antimatter should repel each other, thus allowing for the building of antigravity vehicles. But because this repulsion must lead to the separation of matter from antimatter, and to their dislocation into opposite ends of the universe, this old concept makes it impossible to experimentally prove the existence of antimatter and antigravity. In the new Concept of Dipolar Gravity, matter and antimatter co-exist like both poles of a magnet: surrounded by spaces with opposite properties, and mutually linked by the gravitational field force lines. But because of the concentric nature of a gravitational field, in our set of dimensions (or world) only one gravitational pole prevails. The other, opposite pole of gravity disappears from our world and emerges in a parallel set of dimensions which is separate from ours (i.e. in a parallel antiworld). The matter existing in our world and the antimatter existing in this parallel antiworld are mutually linked by forces of gravitational interactions - in the same ways as poles of a magnet are linked with force lines of a magnetic field.

These deductions show that the primary consequence of Dipolar Gravity is joining the corresponding particles of matter and antimatter into twin pairs. In turn, the existence of these twin pairs provides the mechanism that explains psychokinetic motion. Let us now discuss the principles involved in the creation of such a motion.

One of the consequences of the joining of each particle of matter with a twin particle of antimatter is that all material objects existing in our set of dimensions (world) must have their antigravitational duplicate existing in a parallel set of dimensions (antiworld). The mutual relationship between each material object and its antimaterial duplicate is an analogy of an image and its mirror reflection (or computer hardware and software). Similarly like an image and its mirror reflection, both parts of an object are exact copies of their opposite duplicate, and also exactly imitate each other's movements. Moreover, both - the material object and its antimaterial duplicate - can also be independently taken hold of and dislocated in space. But because of the gravitational links between them, independent of which part is grabbed and dislocated first, the second part must imitate exactly its motion. For this reason, depending on which part of an object is grabbed first and thus first dislocated in space, the Concept of Dipolar Gravity distinguishes between two different types of motion, i.e. the "physical motion" and the "psychokinetic motion". The physical motion occurs when the material part of an object is moved first, whereas the antimaterial duplicate is pulled behind it by the forces of the gravitational links. But the psychokinetic motion occurs when the antigravitational duplicate is first moved, whereas the material part of this object is pulled behind the duplicate by the force of their mutual gravitational links. To illustrate this with an example, the Concept of Dipolar Gravity shows that the psychokinetic motion is like forcing an object to move by shifting its reflection in a mirror, so that this re-located reflection causes the object to move also. Of course in order for this example to work in reality, light would need to behave like gravity forces

2nd-2

The above explanation for psychokinetic motion also defines the origin of the Psychokinetic Effect and the mechanism which causes it. Thus, the definition of this Effect is as follows. "The Psychokinetic Effect is a phenomenon of the formation of force which acts on the material part of an object, but which is caused through the interaction with the antimaterial duplicate of this object." This definition explains that the Psychokinetic Effect is the source of psychokinetic motion in a similar way as the physical force is a source of physical motion. But there is a whole range of differences between the physical force and the Psychokinetic Effect. The most important of these differences is that the Psychokinetic Effect does NOT exert (return) a reaction force to its cause. (For a physical force, every action must produce an equivalent reaction force to be returned to (exerted upon) the object causing this action). Practically this means that the increase in work completed by the Psychokinetic Effect does not involve any change in the amount of energy required for the release of this Effect. Moreover, the support of such psychokinetic devices does not require any force, no matter what weights they lift. This means that a device that releases this Effect can also be suspended in space, and the lack of reaction forces allows it to remain unaffected independently of the scale of actions that it causes. For example, a portable psychokinetic crane lifting any object (e.g. a building or a huge rock) can be held in a child's hand without any effort.

One of the most important achievements of the Concept of Dipolar Gravity is that, while indicating the existence of the Psychokinetic Effect, it also postulates two different methods of triggering (releasing) it. These are: (1) the biological method, acting through the employment of a natural capability of the human brain, and (2) the technological method, acting through the acceleration or deceleration of magnetic fields. Because of the subject covered in this article, the technological method of releasing the Psychokinetic Effect will mainly be examined here. But a number of observations gathered for this method apply also for human psychokinesis.

At this point it is worth stressing that the old concept of monopolar gravity was unable to provide any explanation for the nature of psychokinetic motion, in spite of the enormous body of evidence that documents the existence of this motion. Moreover, this old concept does not allow for any reasoning concerning the attributes of this motion or the technological ways of releasing it.

An important part of the Concept of Dipolar Gravity is the interpretation of the Energy Conservation Principle as applied to psychokinetic motion. Dipolar Gravity states that the laws prevailing in the antiworld must be the reversal of laws prevailing in the material (our) world. This also means that friction and energy consumption - so characteristic of the material world, are non-existent in the antiworld. Therefore, if the motion of any object is begun in the antiworld through a dislocation of the antimaterial duplicate of this object, then the cause of this motion does not need to provide any energy. But the motion of the material copy of this object in our world must obey the Conservation of Energy Principle. Because the cause of the psychokinetic motion does not provide the energy required to satisfy this Principle, the material part of the object moved must achieve this by itself. Therefore, during psychokinetic motion, the material part of the object moved must spontaneously exchange thermal energy with the environment (i.e. absorb or release heat). The necessity for this exchange is called the "postulate of spontaneous heat exchange between the psychokinetically moved objects and the environment". This postulate must have two consequences, i.e. (1) it produces a change in the environmental temperature during psychokinetic motion, and (2) it produces a faint glow emitted from the matter (space) surrounding the psychokinetically moved objects, called the "extraction glow".

While the above explains fully the principles behind the temperature change caused by psychokinetic motion, the mechanism of the "extraction glow" requires further explanation. If energy is rapidly withdrawn from an atom, its electrons must fall from their higher orbits into lower ones. This in turn, according to quantum physics, must cause the emission of photons. Therefore, the rapid extraction of heat from the matter that surrounds an object moved psychokinetically must be accompanied by the emission of a faint glow from this matter, or the extraction glow. Its emission should register as a faint white light that surrounds the surface of objects moved in a psychokinetic manner. The intensity of the extraction glow depends on the amount of psychokinetic work required for the completion of a given motion. Because this work is rather insignificant for the biological sources of psychokinetic motion, the intensity of the glow that they produce must also be low. Thus, for the motion which is caused biologically, the extraction glow is usually not noticeable by a naked eye, and only a sensitive photographic film is able to register it. This indicates that the best method for detection of this glow is to photograph objects moved psychokinetically. But for the technological sources of psychokinetic motion (e.g. highly efficient psychokinetic power-stations) which extract large amounts of energy from the environment, the emission of the extraction glow starts to be noticeable with the naked eye. To outside observers, the glow from the sources of technological psychokinesis will make their surface appear to be "oiled with light".

To conclude this section, the "postulate of spontaneous heat exchange between the psychokinetically moved objects and the environment" makes the Psychokinetic Effect act like a reversal of friction. As the friction spontaneously absorbs motion and produces heat, the Psychokinetic Effect spontaneously absorbs environmental heat and produces motion.

Pythagoras And The Quantum World
Vol. I

Ben Iverson, hardcover. An unsurpassed work describing the origin of numbers, their theory in simplistic detail. The concept that everything can be quantized is explored throughout these three volumes. An absolute must in learning Vibratory Physics.

\$9.75

(add US\$1.00 for postage & handling)

Pythagoras And The Quantum World Vol. II
Ben Iverson, softbound.

This volume is a continuation of Volume I, the main feature of this volume is Synchronous Harmonics, Fibonacci Numbers and the prime number counting system.

\$26.95

(add US\$1.00 for postage & handling)

Pythagoras And The Quantum World
Vol. III
Ben Iverson, softbound.

This third volume digs more deeply into the Quantum features of the ellipse which were first introduced in Volume I. 126 pages.

\$23.95

(add US\$1.00 for postage & handling)

THE SNELL MANUSCRIPT

Here is a book that everyone has been waiting for. Mr. C. W. Snell composed this heretofore unpublished manuscript sometime in 1934 "from books written by Keely himself". This book all by itself, contains more information about Keely and his work than all the other known sources put together. Composed of many short subject chapters, this work is a true blessing to those of us interested in John Keely. The book has 217 pages, soft bound. Here is a partial (there are a total of 133 headings) list of the many subjects covered:

Price is US\$39.95 plus US\$1.00 for postage and handling.

- Theory and Formula of Aqueous Disintegration
- Graduation of Machines
- Answers to Questions
- Mineral Disintegration
- Disturbance of Magnetic Needle
- What is Electricity?
- Energy
- What is Gravity?
- Force
- The Atom
- Sympathetic Outreach
- Theory of Vibratory Lift for Airships
- Hydrogen Not the Primal Element.
- The Seven Forms of Matter
- Properties of Matter - Matter Evolved and Controlled by Mind Force
- Attraction
- Repulsion
- Sympathetic Streams
- Forces Controlling the Earth
- Vibratory States of Matter - Corpuscular Matter
- Polar Current

The subject of gravity and gravity engineering is the most important and interesting field in the current science. There are numerous books and articles on the subject, all of which explain nothing useful or testable. Gravity consists simply of two types of stress wave radiation transmitted and received from mass objects. One is the long range stress wave or gravity radiation called the gravitino. This paper will deal with the short range gravitino because it can be best understood and engineered into devices. A future paper will address the graviton.

The Strong Nuclear Force in the nuclei of atoms is carried by gravitons and is not some newly discovered force of nature. The stressed protons and neutrons generate a 'cloud' of gravitino radiation to bind the nucleons together, overcoming the natural repulsion of the positively charged protons. A careful calculation of the hydrostatic stress pressures present in atomic nuclei prove that these pressures generate gravitinos. The structure of the Atomic Element Periodic Table and the natural radioactive elements can now be understood and design implemented into devices. Even transmutation of strategic metals is feasible by gravity sinks. The Germans realized these facts and used them secretly before and during WWII. Gravity can be defined as the Maxwell Displacement Current Equations in a generalized Displacement Energy (hydrostatic pressure emissions) Formula. Faraday and Gauss had developed the background and Maxwell codified it as part of his famous treatise. Simply put, stress any atomic substance properly and a predictable amount of the gravitinos will displace into or out of the substance, making it gravity light (anti-local gravity). This is exactly what Schauburger observed in natural streams and then designed into him "Implosion Turbines". Water works as well as electrical circuits, for all atomic substances obey the same exact laws. Tesla was experimenting in these areas when oblivion eclipsed his career.

Some natural crystals radiate excessive gravitinos and were studied by Reichenbach as the "Odic Force". Reich learned about Egyptian gravity devices (healing boxes, pyramids, and rainmaker tubes, which he called Cloudbusters). Thus, gravity technology is hardly new or unusual to man. It has been found and lost again several times, but never forgotten.

This same technology leads to radioactive waste disposal and nuclear defense at minimum cost. What does that mean for this years \$200 billion American defense budget? How useful is MX, B1, or the Space Shuttle when this gravity technology is available?

The U.S. Government, energy companies, and bankers already know all of this data. They captured most of it at the end of WWII in Germany and secretly developed it themselves. Only the public, we taxpayers and energy consumers, have not been let in on the biggest hoax in the world.



Interatomic Bombardment
Polarization & Depolarization
Diamagnetism
Light
Gravitational Sympathy Between Gases
Ether
Affinity of Etheric Capsules
Vortex Action
Mass Vibrations
Discord
Concordance
Sphere Resonance
Sympathetic Induction
Musical Chords
Researches in Sound by Modifying Light
Frequencies
Vibrational Coincidents



ENDOTHERMIC VS EXOTHERMIC EXAMPLES OF EXOTHERMIC TECHNOLOGY

Internal combustion engines explode fuel and use the outward pressure and heat to push and force action against its opposing pressure. There is no allowance made for pull, which would be the other half, which would remove the resistance. This causes the heat, friction and resistance to pass along into each avenue of the machine, the metals are stressed, the channels are stressed and eroded and the seals are blown out. The fuel is even forced into the machine. The friction wear and break down of these machines is evidence of their destructive action. They destroy themselves! The extremely low efficiency of these devices is evidence of the resistance operating within which nullifies the power produced.

A perfect example of man's Technology taking sides with the destructive half of a process is with water devices. Both the conventional pumps and our methods and devices of moving water are detrimental, first, to the quality of the water (which few even consider, but we will discuss later) and most of all, to the very desire of man to transport water, to move it in a single direction.

Skepticism and Blind Faith

Weaknesses in the arguments of so-called scientific investigators of the paranormal, especially of the Committee for the Scientific Investigation of Claims of the Paranormal, are devastatingly dealt with in his book, The New Inquisition, by Robert Anton Wilson, published by Falcon Press, Phoenix, AZ. Wilson has done a lot of homework to document his claims that many who consider themselves scientists can be as dogmatic as fundamentalist preachers who are just one of their many targets. He cites cases when CSICOP, or some of its most articulate members, have attacked Dr. Wilhelm Reich whose books were burned in October 1957 by agents of the U.S. government because they offended some of the scientific establishment (Reich was later imprisoned and his research equipment destroyed with an ax); Michael Gauquelin, French statistician, whose sampling of birthdates of outstanding athletes seemed to confirm some astrological concepts about the 'Mars effect'; and the Columbus, Ohio poltergeist case which James Randi called a 'hoax' without ever investigating. Wilson also cites numerous unexplainable events from earlier times which did not conform to known laws of science.



(From SONNENBERG 114)

Telecommunication can use gravity technology but what of Bell Telephone of CBS? The entire resource-controlled world we know is based on our ignorance of this basic gravity force field and its utility. New ultra-computers can be designed from this technology. The human aura (mind) is a gravity field, thus psychotronics is understandable.

magnetic field the Y axis, then the gravity field (mainly gravitinos) is the Z axis of a three dimensional force field system. The equations of Maxwell can be fully realized and utilized in force field system devices. The energy Cartel has suppressed this data because of \$500 billion a year industry does not willingly commit suicide. Gravitational energy knowledge and systems would be their demise. Who needs hydrocarbon or nuclear power if cheap, plentiful, natural power exists? Would we need fuel expensive air transport if we could build natural energy anti-gravity craft (flying saucers)? Searl levitation flywheels and Brown flying capacitors are stress systems of this same type which are basically Faraday devices. Read the book of Schauburger, Living Water, and estimate the transport-energy industries' loss due to this knowledge.

Should you doubt that stressed water is anti-gravitational, explain the suspension of multi-tons of water in heavy rain clouds---like the kinds that produce monsoons. Interesting, blind world we live in, isn't it? The Fort and Corliss anomaly data is easily explainable due to local transient gravity stresses in the earth. The Philadelphia Experiment, or Stealth, is not hard to explain either in view of this technology.

Academic scientists are either ignorant, stupid, or cunning about these facts. Alternate, or New Age Science is infiltrated with disinformation agents who are on Government or Industrial payrolls and who are deliberately diverting inquiry away from the knowledge of gravity.

Towards Clean Energy

As a means of facilitating the implementation of clean energy systems, we intend to list items which we feel the public should know about. Once these items are thoroughly investigated by our network we hope to publish reports in an appropriate manner for public view. Generally, we do not solicit the verification or the promotion of such items, expecting them to come to our attention via the network. No fees are charged for this service.

Patented, Novel Energy Devices

A number of patents have been granted in recent decades for devices which often embody clean energy principles. The following is an incomplete list by inventor, patent number (usually U.S.) and title/description.

Robert Alexander	3,913,004	Super Power Engine
T. Townsend Brown	1,974,483	Electrostatic Motor
	2,949,550	Electrokinetic Apparatus
	3,018,394	Electrokinetic Transducer
	3,022,430	Electrokinetic Generator
	3,187,206	Electrokinetic Apparatus
	3,227,901	Electric Thrust Producing Device
	300,311 (British)	Method & Apparatus for Producing Force
Leonard W. Clover	4,025,807	Electromagnetic Motor
W.J. Coleman	3,071,705	Electrostatic Propulsion Means
Robert L. Cook	3,683,707	Propulsion System
A. DeBroqueville	3,662,554	Electromagnetic Propulsion
DeRugers	3,535,572	Alternator
	3,728,564	Electromechanical Energy Conversion Device
A.P. DeSeversky	3,130,945	Ionocraft
A. di Bella	3,404,854	Apparatus for Imparting Motion to a Body
J.F. Eastham	4,013,906	Electromagnetic Levitation
J.F. Engelberger	3,504,868	Space Propulsion System
Edwin Gray	3,890,548	E.M.S. Motor
G.E. Hagen	3,120,363	Flying Apparatus
W.J. Hooper	3,610,971	Alt-Electric Motional Field Generator
	3,656,013	Apparatus for Generating Motional Field
Howard Johnson	4,154,431	Permanent Magnet Motor
J.F. King	3,322,374	Magnetohydrodynamic Propulsion
E.C. Okress	3,464,207	Quasi-Corona Aerodynamic Vehicle
W.A. Rice	3,106,058	Propulsion system
H.H. Wallace	3,626,605	Method for Generating a Secondary Gravitational Force Field

ALL SOURCE REPORT ALL SOURCE REPORT ALL SOURCE REPORT

Rec

Rec

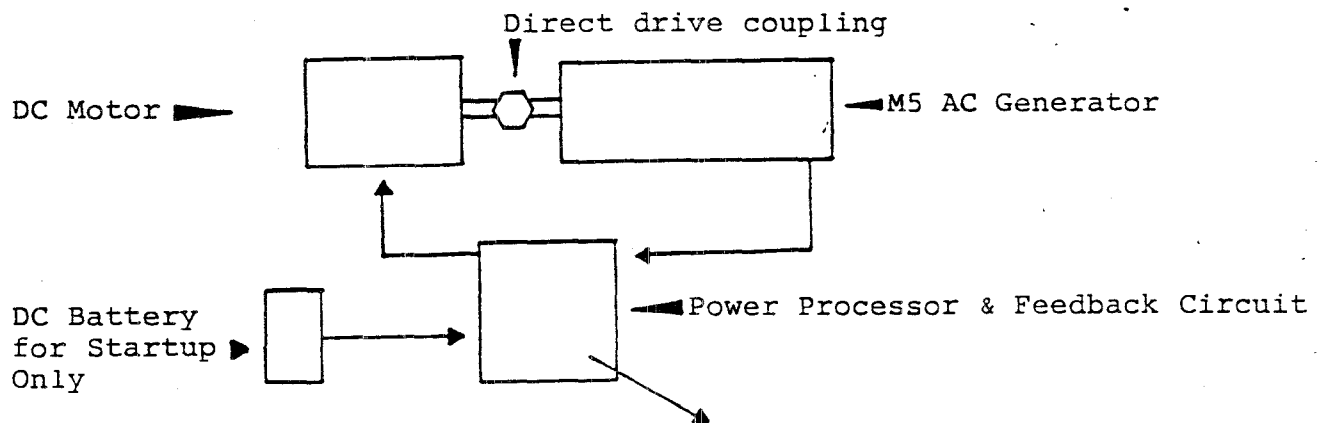
The M5 Project is now becoming very exciting in terms of technological innovation and the patentability of the M5 process.

Recent design changes are very utilitarian which means cottage industry manufacturing can be a practical reality. Current prototyping has included the use of discarded used parts that are abundant in industry around the world. Manufacturing will involve custom made variations of these off-the-shelf components.

We have investigated the best technique for establishing international credibility of the M5 technology and our conclusion is testing and certification of the M510 by the National Bureau of Standards. There is not a skeptic alive that can argue with the results of that kind of test.

Because of the shallow minds of some die-hard skeptics, we can foresee litigation problems if we proceed much further without authoratative testing and certification by a recognized outside agency.

The M510 is now configured in the following manner:



THE M510 IS AN OVER-UNITY, 1000 WATT, 60 HZ., 120 VOLT RE-WIRED ONAN GENERATOR DEVICE. THE ROTOR IS NOW A GENERATOR/TRANSFORMER UNIT (L/T3) OR WITH THIS CONFIGURATION, THE OPERATING ELEMENTS OF THE SYSTEM ARE COMPLETELY ISOLATED AND IT IS EASY TO QUANTIFY BOTH INPUT AND OUTPUT WITHOUT ANY CONFUSION, SKEPTICISM OR INDUCED PHENOMENA. CONTROL EM FIELD DEVICE.

Under test conditions the power processor would be removed from the circuit and measurements would be made of the actual input to the DC motor while at the same time measuring the actual output of the AC generator.

ALL SOURCE DIGEST
2318 2nd Ave #12
Seattle, WA 98121

Feb 88

KINEMATICS, HYDRODYNAMICS, AND ELECTRO-DYNAMICS ALL MISSED/IGNORED THE

NECESSARY CONTROL FIELD (L/T3). THIS IS WHAT SCHAUERBERGER, KERVAN/KUSHI, ETC. ALL WERE WORKING WITH, BUT NEVER COULD DEFINE. REC

ALL SOURCE DIGEST

THE NEED TO RETURN TO NEWTONIAN PHYSICS

In order to revise Physics to what it should and must be, the basic concepts of Newtonian Physics must be understood and complete. Only with a full and complete comprehension of the basic Newtonian conceptual framework can we clearly see that there was no "failure" in Newton's Physics and therefore no need for the "New Physics" theories that have been created as today's academic Theoretical Physics. This means that we must go back to the conceptual origins of Newton's works which led to Differential Calculus, motion (kinematic) Physics, and the Measure Formulas.

Newton's greatest insight was that we can use ratios of space to time--that is, so much space can be related to a time interval as a ratio system. To gain accuracy for this space to time ratio system, Newton used exceedingly small increments of both space and time. Newton called this ratioing system "fluxions" the derivative relative to the time.

Because of these exceedingly small increment ratios of space to time, we may say that motions have instantaneous values at a series of points. This is due to the fact that the ratio of each of the space changes (Δl or dl) to each of the time changes (Δt or dt) is so small that a straight line slope accurately approximates that increment. This ratio dl/dt is called the derivative (ratio) of l with respect to t (velocity).

The physics of motion follows from this directly. Velocity is the rate of change of position with respect to time, which is dl/dt or the first derivative of position. Newton then demonstrated that there is a derivative of this derivative (ratio of a ratio) or a rate of change of velocity with respect to time. Acceleration is this second derivative of position with respect to time. Newton then mentions a necessary third derivative which he gave no name or physical meaning to at that time (1667).

This Newtonian third derivative of position would be the rate of change of acceleration with respect to time. The name given to this third derivative is Control (see Control Field paper by Dr. Clark) by aeronautical engineering and cybernetics, which currently use it in missile and aircraft guidance, etc. It's physical meaning is control or steerage of an object or a particle by variations in acceleration from goal seeking or natural pattern making (cyclical/heterodyning).

But in the single body motional physics, cyclical/heterodynamics, the third derivative is the forgotten Newtonian child. Academic Physics claims that it cannot be used for prediction. This claim of unpredictability is based on the assumption that control is outside of the system as unknown goals or purposes and they never consider natural or forced pattern making (cyclical/heterodynamics). This means that you would have to know the higher level of Position, which defines the motion's goal.

Classical Physics claims that created patterns of varying accelerational motions are merely an engineering practice or technology. This is the alleged case for cybernetics or aeronautical engineering's use of the control field as goal seekers, which find or track targets. But let us look at the design of a certain type of Over Unity Electrical Generator which utilizes the control field as a forced pattern maker. Of course, Classical Physics claims that this type of generator does not exist because it defies their "Laws of Physics".

The new M5 Series by All Source are Over Unity Electrical Generators utilizing the control field in their basic designs. The basic design of these two devices is a transformer (flux-linkage or acceleration device) used as a generator rotor (velocity device). The output is the simultaneous product of this system or Control Field system. The common error is merely to add the velocity (generator) and acceleration (transformer) components rather than to multiply them correctly. A control field effect in an electrical conductor pulls many more electrons into the flow path, thus raising the current flow values very significantly, which makes the power output of the device beyond unity. The "trick" is going with Nature's laws and NOT with Classical Physics' artificial "Laws of Physics".

The photon got into the wave or particle dispute because it is a control field product mismeasured as an acceleration product. This is why the famous "light slit" test results of Classical Physics led to speculations on the nature of light and the electromagnetic spectrum. Thus, the famous Quantum Energy-Electron-Volt scale is also in error with respect to Nature's energy levels.

The Wave-Mechanics of de Broglie applied to atomic electron orbitals is easily seen as yet another acceleration patch where the Control Field should have been used. The using of only part of a particle's natural motion would surely introduce the alleged uncertainty in wave mechanics.

All of the forces of Nature are part of the real electromagnetic system. Gravity is a convergent magnetic velocity field generated by mass (see research of Dr. W. J. Hooper). The Strong and Weak Nuclear forces are products of Control Field actions. In the nuclei of atoms the motions of the protons and neutrons produce a very strong local control field binding energy. We have had the framework for a real Unified Field Theory for over 320 years. Newton laid down the realistic framework for us,

A brief review of the alleged "failures" in 19th century Physics that led to the Einstein Planck theories is appropriate here. Michelson-Morley merely proved two things--that light (photons) consists of particles and not transverse waves in "ether", and that the propagation speed of light is constant in the same reference frame. Saganac proved that light velocity is relative to the sources in multiple reference frames. (See also the Michelson-Gates research data on this point.)

Planck's Constant and the Photoelectric Effect are both guesses at why higher frequency photons have more power than lower frequency ones. The nature of the photon as a control field patterned particle exactly explains what and why these phenomena exist. The motional field errors in quantum levels, wave mechanics, etc., are the result of particles (electrons, etc.) using control field orbits that are mistakenly taken for acceleration fields. The overlooked/ignored higher motional component will cause the "smearing" or "energy gaps" claimed by Classical Physics. If you don't know what you are looking at you are not likely to understand it.

From these sorts of mistakes Lorentz derived a batch of equations. He ran time through a variations system, shortened dimensions in the direction of motion, and increased mass of a body (which would be infinite at light velocity). If you start with invalid assumptions, putting them into equations does not improve the situation.

These mistakes led to the theory that mass converts to energy, or the $E = MC^2$ errors. When a particle or group of particles is accelerated it sets up a magnetic braking field to oppose the driving field, hence more and more power is needed to increase the acceleration of the particle group. There is no increase in mass, only an increase in needed driving force.

Maxwell's Equations only cover three of the four electromagnetic fields. He used position (statics), velocity, and acceleration, but he did not even mention the necessary control motional fields of electrons.

The importance of the control part of motional physics cannot be overstated. It is the understanding and utility of this control motion that leads directly to Over Unity systems, gravity control, atomic element transmutation, and real control of atomic energy. This real control of atomic energy comes from being able to construct or destruct the atomic elements. If we wish to save ourselves and this nearly destroyed planet, we must understand and utilize the control motional systems now and stop believing blindly in Classical Physics.

Permission is given to publish.

Richard LeFors Clark, Ph.D.
Richard LeFors Clark, Ph.D.
January 25, 1988

THE CONTROL ELECTROMAGNETIC FIELD

The logical and physical necessity of the existence of the Control Electromagnetic Field can be demonstrated by the extension of the three known and utilized electromagnetic fields. The logical patterment of the three known/used electromagnetic fields exactly follows the motional physics (Measure Formula) pattern. There is a Positional EM field (statics), there is a Velocity EM field, and there is an Acceleration EM field to follow exactly the Newtonian pattern. See the attached sheets for background/review data on the three currently used EM fields and their motional physics bases. Note that their patterns of existence are Position, Velocity, and Acceleration or the original Newtonian pattern.

The existence of a fourth EM field for a patterned or cyclical heterodynamic Control EM field is both a logical and physical necessity following the natural pattern of these three known EM fields. The Control Electromagnetic Field is totally predictable when deliberately generated. The constraints of the design elements make a generated Control Electromagnetic Field both predictable and highly usable by man. Basically, these Control Electromagnetic Fields are generated by superimposing or heterodyning of a Velocity EM motion and an Acceleration EM motion together instantaneously in a common element. The electromagnetic Control Field is of primary interest here but the hydraulic and thermal flow systems also would have Control Field effects.

An easy Control Electromagnetic Field generator to construct is a common rotor wound generator (magnetic velocity device) and a transformer (flux-linkage or acceleration device). The output of this simultaneous generator-transformer unit is a Control Electromagnetic Field. It is also theoretically possible to generate Control Electromagnetic Fields without physical element motion. Generically, all that is ever needed for generation of this control field is the instantaneous combining (heterodyning) of a velocity and an acceleration field.

Let us briefly overview the usable effects of the Control Electromagnetic Field. The most common, stable, natural form of the Control Electromagnetic Field is the binding energy in the nuclei of all atomic elements, called the Strong Nuclear Force. Thus, when we deliberately generate Control Electromagnetic Fields we disturb the natural atomic element energy binding structures. The amount of destruction to the atomic elements' structure is dependent on the power level in the imposed (outside) Control Electromagnetic Field. At very low Control EM Field power levels only outer orbital electrons are torn or pushed away, greatly adding to the conduction flow of the generator; this is the basis of the Over Unity Electrical Generators. At a slightly higher Control EM Field power level the nuclei centering shifts to offset/overcome gravity's BV field effects; this is the gravity control or anti-gravity utility. At higher power levels of the Control Electromagnetic Field the entire atomic structure of the element is destroyed; this is the atomic transmutational system of fusion and fission. A "slow" release is transmutation or reactor system and a "fast" release is a bomb. If the Control EM Field generator device is taken as a transmitter, remote mass objects subjected to this field as receivers will display usable effects. The remote object effect, as Control EM Field receivers, is to have additional binding energy in their atomic structures. This additional binding energy in remote objects will stop all electrical conduction in the object or device, even at low receiver power levels. At even modest receiver power levels the remote object or device will not radiate or re-radiate photons, thus making the remote object optically and radar invisible. Also, by proper tuning, etc., a very secure means of communications can be devised.

An excellent fuelless prime mover for land, sea, or air transport can be easily designed by ratioing the motor to generator structuring of the system. The weight to horsepower ratios of these systems would be extremely favorable.

A minor, immediate utility for a small Control EM Field generator is as a fuel saver on all hydrocarbon burning systems. A hydrocarbon flow inside the generator device would break/loosen the hydrocarbon chemical covalent bonding for much higher burning efficiency.

Coral Castle

BY FRED GRAHAM

A frail man weighing not more than 100 pounds quarried a piece of coral from the earth weighing over 28 tons. He then transported it, raised it, all alone, without the aid of machinery or modern tools.

Edward Leedskalnin of South Florida did just that and much more. He cut, quarried and raised a castle consisting of over 1,000 tons of coral rock and 100 tons of carvings, the greatest achievement by one man ever recorded in our history. His coral building blocks included stones weighing twice the weight of the largest blocks in the Great Pyramid. His creation of Rock Gate, later to be called Coral Castle, ranks with the great wonders of our world . . . with the mysteries in stone on Easter Island and with Stonehenge in England. It is located on U.S. 1 25 miles south of Miami.

To this day, no one, not scientist or engineer, can explain how he was able to accomplish this Herculean project.

B. J. Cathie, a captain flying with National Airways Corp. of New Zealand and author of "Harmonic 33" and "Harmonic 695, the UFO and Anti-Gravity," presents a look into the Coral Castle happening that Ed just might agree with if he were alive today.

Cathie's well researched theory is that a vast power grid that governs a whole array of extraordinary and unrelated world phenomena has been set up "between some groups on this planet and the UFOs."

Captain Cathie believes that "one day the scientist will no longer be able to turn their backs on the basic precepts of true science. They will have to examine all evi-

dence impartially before they reach their conclusions; and, instead of offering only ridicule, they will carry out a full world-wide investigation into all the phenomena related to UFO's and the grid from which those vehicles are drawing their power."

In his writings he says, "We wonder; couldn't it be that the scientists have the full explanation of UFO's, and for reasons not yet clear, are deliberately keeping the knowledge as a jealously guarded secret within their own closed ranks?" The captain explains that there exists, on our globe, an all-encompassing grid, the interlocking lines of which correspond to the lines on flight of verified UFO appearances.

Once the discovery of a geometric pattern of UFO activity was made, it seemed to indicate a definite purpose in the presence of UFO's about our planetary surface. When the grid was broken down into mathematical coordinates, it was found that all values represented in the grid had direct harmonic relationship with the speed of light, gravity and earth mass.

When the author correlated all of the different phenomena, he concluded, "All major changes of the physical state, anywhere in the world, are brought about by the harmonic interactions of those manifestations which we refer to as: gravity, light, mass, electrical and magnetic forces. The controlled manipulation of these resonant forces would, in my hypothesis, make it possible to move mass from one point to another in space time (that is, to the eye of a theoretical observer, instantaneously)." In summation, Cathie

says, "Other measurements from the Coral Castle position to the zero-degree and 90-degree longitude lines when they passed through the equator also yielded harmonics related to light and gravity. The final check of the distance between Coral Castle and grid pole A in the north dispelled any doubt about the site being in an ideal position to allow Leedskalnin to erect the huge blocks of coral with relative ease. Measurements from all major points gave the geometric harmonics necessary for the manipulation of anti-gravity."

It seems that Ed Leedskalnin knew what he was doing when he deliberately selected his area for the erection of his famed Coral Castle.

Whether or not he knew the secrets of the Pyramids, or more modernly, levitation, anti-gravity or the secret of the UFO grid will never be known. His secret died with him in 1951. Was he a man born before his time, or was he a man from perhaps another time? Whatever the case, Ed Leedskalnin was a man whose mission on earth was known to him. He has left his monuments for us to ponder, his secrets for us to discover and his Coral Castle as an accomplishment worthy of our admiration and respect.

NEWS PAPER ARTICLE




Feat Accomplished By One Man

One stone in the North Wall is called the Polaris Telescope, it is 25 ft. tall and weighs 28 tons. It has a hole drilled through it with crossed wires somehow embedded and when looked through from another strategically placed stone, Polaris can be seen. While you consider how he may have done this with only hand tools around let's review what he constructed. It has 4 massive walls and a small tower which are made up of approximately 1,000 tons of heavy or shaped coral. In the South and West walls there are 65 sections of stone weighing an average of 6 1/2 tons each! In the North wall there are 149 1/2 tons of stone including the 28 ton Telescope and another mantle stone weighing 29 tons! The East wall has a total of 240 tons including the following shaped stones on top:

CRESCENT OF THE EAST	23 TONS
PLANET MARS	18 TONS
PLANET SATURN	18 TONS
OBEELISK	20 1/2 TONS

NEW ATLANTIAN JOURNAL 19--

In addition over 100 tons of coral rock were used in various artistic objects. At the castle entrance is a 3 ton GATE so delicately balanced that it moves at the touch of a hand. There is a dining area with a 3 ton, heart-shaped table. A stone replica of STONEHENGE is larger than the original. There is also a stone lounge chair similar to those later used in space-ships by our Astronauts. One huge table is made in the exact shape of the Florida map. A number of mediums who have visited the Castle and sat quietly in the stone chairs say that the gardens are joyfully crowded with spiritual entities. Others say they have contacted Alien Beings who assisted Edward in his work! During his life he had little money but he carried with him some of the world's greatest secrets and left one of the world's greatest monuments - THE CORAL CASTLE.



The late Edward Leedskalnin, creator of the Coral Castle of Florida. This rare photograph shows him demonstrating device he made for generating electricity. Over 1,100 tons of coral rock was used in the Coral Castle. It is located on U.S. Hwy. 1 about 25 miles south of Miami. The late Leedskalnin constructed the Coral Castle using ancient secrets of leverage.

Purity, Crystal Levitation Plans - uses simple R.C. Chokes & Electronics Components with Quartz Crystal to levitate 50 x 100 times its weight \$79.95

THE SORCERER OF CORAL CASTLE

by
Bernie Brennan

It was years ago when I first met him and I was fascinated by what this man had created. He was a small, gaunt individual with wrinkled skin, tanned by the sun. His pronounced accent told of his Latvian heritage. His hands, gnarled and calloused were hardened by the years of dedication to his masterpieces. On our first two meetings he was reluctant to speak of his accomplishment, however, after returning from Mexico, the Yucatan and Peru I finally gained the attention of this man whose life had been marked by withdrawal from society. In studying his works I commented on the fact that I was mesmerized by what he had done and said to him, "You know, I've seen the same type of construction in the ruins of the Mayas and the Incas." It was then that he became more friendly, yet would never answer any of my questions. However, he took pride in showing how many of his creations worked.

This man endowed with transcendent mental superiority, produced through imaginative skill, works of art that today baffles the mind of the viewer. Edward Leedskalnin's Coral Castle is situated on U.S. 1, about 25 miles south of Miami near Homestead. To embellish Leedskalnin's works with the word unique would be trite. It is one of South Florida's major attractions and I honestly believe it should be seen by everyone. It's a masterpiece in design. Leedskalnin, an itinerant emigrant, left his native Latvia after being jilted on the day of his marriage. His bride-to-be ran off with another lover. Brokenhearted, Edward left for America. His wanderings finally took him to Florida where he settled on the edge of the Everglades. In his mind he honestly believed that his lost love would return to him and thus was the beginning of Coral Castle. Alone and unaided this Latvian genius constructed with his own hands a "castle" and components which no man, single handed with modern day equipment, could ever duplicate. Somehow he quarried 30 ton coral blocks with chisels and hammers and lifted them into place with pulleys, levers, chains, block and tackle. No one ever saw him as he constructed his edifice of love. His belief that the woman who jilted him would come back to him and his "castle" would be their realm. The Camelot of coral rock took over 25 years to construct. To hide his secret he built walls more than eight feet high to preserve his masterpiece from the prying eyes of the inquisitive.

One thousand tons of coral rock was used in the construction of the walls and the two story castle. Scholars who have studied the Mayan, Yucatan and Egyptian pyramids say that the tonnage exceeds the weight of the stones found in ancient buildings. Guarding the entrance to the castle is a three-ton gate which moves at the

touch of a hand. There are statues pertaining to astronomy. Some weigh more than 18 tons. In the center of the dining room is a three ton heart-shaped table and there's a nursery with two beds and a cradle. There's even a replica of Stonehenge I've visited Stonehenge in England and was astonished when I gazed on Leedskalnin's replicas. His reproductions are even higher than those on the Salisbury Plains. There are other works to marvel and gaze at with questions as to how one man could have accomplished all of this by himself.

There are many for more knowledgeable than I that believe Leedskalnin used tricks of levitation. He, himself admitted to unlocking the ancient mysteries of building and these mysteries go back to the Pharaoh's as well as the Mayans and Incas. I have my own belief and have confirmed it in my wanderings. I also believe in reincarnation. Some say that Edward Leedskalnin was a man before his time. If someone were to ask me I'd say that Leedskalnin was a man from another time, from another era. He died in Miami in 1951 at the age of 64. Malnutrition was the cause of his death.

Here was a man who hungered for love and died of starvation. That which he has left behind him was a tribute to a woman who had scorned him. To my way of thinking his unusual accomplishment is a gift to the ages. Leedskalnin took his secret with him yet I can't help but feel that in another time, in another place he learned the secrets of the Incas and the Egyptians. Those that might scoff at my theory are entitled to their opinions. . . . However, before you do . . . See Coral Castle for yourself . . . Draw your own conclusions. In giving thought to what you have seen . . . You too, should you be a student of Adamski, or have read, "Chariot of the Gods" may be inclined to agree with me. All I can say is that Edward Leedskalnin, creator of this phenomenon, was a being out of the past who for a fleeting moment cast his shadow upon this sphere and left a monument of his passing.

CORAL CASTLE'S CREATOR, Ed Leedskalnin, seen on "That's Incredible," "In Search Of," "You Asked For It." Complete writings explain cosmic force, magnetism, love, domestic, political views. He did it, so can you! Two books, three pamphlets. \$7.77 to: Magnetism Press, P.O. Box 403574, Miami Beach, FL 33140


THE

For 23 years THE magazine of Greater Miami

One stone in the North Wall is called the Polaris Telescope, it is 25 ft. tall and weighs 28 tons. It has a hole drilled through it with crossed wires somehow embedded and when looked through from another strategically placed stone, Polaris can be seen. While you consider how he may have done this with only hand tools around let's review what he constructed.



MARGARET BENNETT



ROBERT BENNETT

It has 4 massive walls and a small tower which are made up of approximately 1,000 tons of hewn or shaped coral. In the South and West walls there are 65 sections of stone weighing an average of 6½ tons each. In the North wall there are 149½ tons of stone including the 28 ton Telescope and another mantle stone weighing 29 tons. The East wall has a total of 240 tons including the following shaped stones on top:

CRESCENT OF THE EAST	23 TONS
PLANET MARS	13 TONS
PLANET SATURN	18 TONS
OBELISK	28½ TONS



In addition over 100 tons of coral rock were used in various artistic objects. At the castle entrance is a 3 ton GATE so delicately balanced that it moves at the touch of a hand. There is a dining area with a 3 ton, heart-shaped table. A stone replica of STONEHENGE is larger than the original. There is also a stone lounge chair similar to those later used in space-ships by our Astronauts. One huge table is made in the exact shape of the Florida map. A number of mediums who have visited the Castle and sat quietly in the stone chairs say that the gardens are joyfully crowded with spiritual entities. Others say they have contacted Alien Beings who assisted Edward in his work. During his life he had little money but he carried with him some of the world's greatest secrets and left one of the world's greatest monuments -THE CORAL CASTLE.

Dr. Jan had made arrangements to leave the service of the English scientific association, he followed the man to go on a long trip with plane and caravan up to the mooncity in Tibet where the old lama and his friend resided.

"Dr. Jan stayed there for quite awhile and thanks to his friendship with his friend which he had started in Oxford, he now was able to learn many new things in this country that a foreigner was never able to see and experience.



M=medium drum
S=small drum
T=trumpet

Anti-Gravity Propulsion. A number of researchers feel that if the poles of the atomic fields in matter are arranged in a linear polarity, one can produce an anti-gravity effect. This is the principle a magnet works under when its molecules are in alignment. The perfect example of this principle in application is the bumblebee. Flying against all aerodynamic principles, the wings simply produce enough electro-static polarity bands around the bee's body to carry it aloft.

"Suppressed & Incredible Inventions" by John

Levitation

BOOK #82 Folio #102
SAMPLE A

ELECTRONS

Millions of people all over the world are being fooled by the non-existing electrons. Here is how the electrons came into existence. Thomson invented an imaginary baby and called it an electron. Rutherford adopted it and now the men with the long hair are nursing it. The electron has a brother and its name is proton, but it is heavy and lazy. It remains stationary in the middle, but the electron has to run around it.

To the electrical engineers the positive electricity is everything, the negative electricity is nothing, but to the physicists the negative electricity is everything, and the positive electricity is nothing. Looking from a neutral standpoint they cancel each other, so we have no electricity, but we have something. If we do not know how to handle the thing that comes through a wire from a generator or a battery, we will get badly shocked. Read the booklet "Magnetic Current" then you will know what the thing is, and the way it runs through a wire.

The invention of an electron came by a tricky method in using electricity in a vacuum tube. Normally whether it be a generator or a battery, the positive terminal will have to be connected to the negative terminal, but in the vacuum tube two batteries with different strength were used, the smaller battery was connected normally, but the larger battery's negative terminal was connected to the smaller battery's negative terminal, and the positive terminal was left alone. That connection gave the negative terminal a double dose of strength, and so it became hotter and could push more. It was called cathode and the positive terminal anode, and the electricity that passed from the cathode to the anode was called electrons.

In case the inventor had used normally direct methods to find out what the electricity was he would have found out that the positive and negative electricity is in equal strength, and are running positive electricity against the negative electricity. That can be seen by connecting each of two pieces of soft iron wire with each terminal of a car battery and then by putting together and pulling away each loose end of the soft iron wire. More sparks can be seen coming out of the positive terminal than from the negative terminal. This direct method is more reliable than the tricky method in the vacuum tube. The trouble with the physicists is they use indirect and ultra-indirect methods to come to their conclusions.

If the inventor of electrons had a vacuum tube in which his electrons could run close to the top of the vacuum tube from the west side of the cathode to the east side of the anode and then would hang a vertically hanging magnet that is made from three-inch long hard steel fishing wire, and then hang one magnet pole at one time right on top in the middle of his stream of electrons, then he would have seen the north pole magnet swinging north, and the south pole magnet swinging south. The same thing will happen if the magnets are held above any wire where the electricity is running through. Those two vertically hanging magnets prove that the electricity is composed of two different and equal forces. Another way to prove this is to connect a flexible wire loop east end of the wire with positive battery's terminal, west end with negative terminal, raise the loop one inch above the floor. Put U shape magnet one inch from loop, north pole south side of the loop. The north pole magnet will pull in the loop. Put the south pole magnet in the same place. It will push the loop away. Put the south pole magnet north side of the loop, this time it will pull the loop in. Put the north pole magnet in the same place, it will push the loop away. This indicates that electricity the same as a magnet bar is composed of two equal forces, and each force is running one against the other in whirling right hand twist, but those forces in the wire have higher speed, and both forces are coming out across from the same wire. One of the forces is north pole magnets and the other is south pole magnets. They are the cosmic forces. Your electric motor is turned around on its axis by north and south pole magnets. Even you could not start your car without the north and south pole magnets.

If electricity is made with north and south pole magnets and the electric motor is turned around on its axis by the north and south pole magnets as is the fact, then this will bring up a question, where then are those Thomson electrons. They are not around the electric motor. The plain answer is they are non-existing.

Rays: When I reduce the material from which comes out the alpha, beta and gamma rays, so small when it is magnified one hundred times and appearing the same size as an average salt crystal, then there is no more rays, but has flashes the same as when a connected wire end is tapped on the battery's terminal, but without the red sparks. Depending on the size sometimes, I have to wait five minutes before I can see a flash. I think the flashes are caused by North and South pole magnets which are hitting and breaking the atom orbit, while the magnets are circulating in and around the earth. In the Northern Hemisphere, the North pole magnets are coming down, and the South pole magnets are going up. Wherever each kind of magnets are running in their way, they are hitting their own kind of magnets and are pushing them in the same direction. This can be demonstrated by a foot long magnetized hard steel fishing wire which hangs on a fine thread horizontally, and level. All that will have to be done is to re-magnetize the wire by changing the magnet poles. Then the wire will lie in a slanting position,

the South magnet pole will stay higher. By using a coil and micro-ampere meter it can be seen in which direction the magnets are running the most.

When I break the orbit of the perpetual motion holder which I made, then I get a flash of light from it, but that flash of light is made by the North and South pole magnets, and so I think the atom is built up by the North and South pole magnets, and when the orbit is broken, then the flash is made and the magnets are liberated to go somewhere else. The natural path to the North pole magnets in the Northern Hemisphere is to go down, and the South pole magnets to go up. I think it would be a good idea if the physicists while testing radium on the photographic film for alpha rays, would put the radium on top of the film, and for beta rays the radium under the film, and then watch the results, or go to the Southern Hemisphere and experiment in the same way as they are doing now, and then notice if there is any difference. The gamma rays must be the same as the sun light, but stronger because they are used very close to their source.

We have North and South pole magnets, positive and negative electricity, protons, and electrons, positrons and mesons and alpha, beta and gamma rays. Now why such a confusion? Does nature really need so many things in the perpetual transformation of things, on building up the matter and again taking it into parts? I think all that nature needs is three things, the North and South pole magnets and the neutral particles. Each kind of those three things can act differently with different speed and different combinations, and so they can accomplish different results. I believe the prospective physicists first should learn what magnets and electricity are, then they will have a sound base for their experiments and their calculations.

COSMIC FORCE

Here is additional information for those who read my advertisement in The Miami Daily News, February 3rd, 1946. The North and South pole individual magnets are the cosmic force. They are the building blocks of nature's perpetual transformation of matter, and they are so small that they can pass through everything. They pass through the earth from pole to pole, and around the earth. If the North and South pole individual magnets could not pass through a vacuum tube the same as the Thomson's electrons cannot, then they could not be the building blocks. The Thomson electrons are very small parts of matter which come out of the cathode while the cathode is burned up or consumed in the vacuum tube. Without the general circulation of the building blocks there would be no change. Everything would remain in the same way as it is now. The building blocks from a matter that go to pieces could not get in the general circulation for the new construction.

I think the Radium and Uranium were built up inside the earth with high pressure, and heat, while the North and South pole individual magnets were circulating through the earth. During the time the Radium and Uranium were inside the earth they absorbed more of the individual North and South pole magnets than they normally could hold, and so now while they are on top of the earth they let the magnets go so they can become normal again.

Gravitation must be caused by the matter in the middle of the earth, and more concentrated than Uranium. When Uranium atoms burst they release the North and South pole individual magnets that held the atom together, then the magnets scatter all around, but when the atoms burst in the middle of the earth, and many burst at the same time, they can only run from the middle to the outside. When the North and South pole magnets are running alongside each other and in the same direction, they have no attraction for the other kind. They only attract if they are running one kind against the other kind. When the magnets are running out of the middle of the earth, as soon as they meet an object they attract it, on account of the fact that in any object there is both kinds of magnets in it. It can be seen by rubbing hard rubber or glass until they get hot, then they will attract sand, iron filings, salt, and other things. To see how it functions, move a salt crystal a little, if it happens to get on a different magnet pole, then it will jump away. Another way is to rub hard rubber until it gets hot, then it will be a temporary magnet. The difference between the rubber magnet and the steel magnet is that the magnet in the rubber comes from the magnets that hold together the rubber, and both North and South poles are in the same side of the rubber and the magnet poles are small and there are many of them close together, but in the steel bar the attracting magnet is not the magnet that holds together the steel, but the surplus magnets the circulating magnet that was put in it. Attract the iron filings with the rubber magnet, then approach with the steel magnet. Change the poles, then you will see some of the filings jump away. This means the steel magnet changed the magnet poles in the iron filings, and so they jumped away.

By EDWARD LEEDSKALNIN

ROCK GATE

Homestead, Florida, U. S. A.

MAGNETIC CURRENT

Researchers: Read about magnetic current, what it is, how it is made, what makes it, and the way it runs in the wire. Then you will know what the north and south pole individual magnets can do, and then you will know what electricity is. Send a ~~dollar~~ by return mail and you will get an eight thousand word booklet, postpaid, and in addition you will get a folder describing what is mineral, vegetable and animal life, and a drawing of a perpetual motion holder. The reading is not intended for the general public. Only those who want to experiment should order the booklet. The other people should save their money. Send no check. Address to:

Box Holder, Route 1, Box 196,
Homestead, Florida.

Before my research work I knew nothing about electricity. The only thing I knew was that nobody knows what electricity is. So I thought I am going to find out why they do not know. I thought that if electricity could be made and managed for over a hundred years, then the makers do not know what it is, there is something wrong about it. I found out that the researchers were misled by wrong instruction books, and by one-sided instruments. Volt meters and ampere meters are one-sided. They only show what is called by instruction books, positive electricity, but never show negative electricity. Now you can see that one-half of the electricity escaped their notice. If the researchers had used the same kind of equipment I use to demonstrate what magnetic current is, they would have found out a long time ago what electricity is. The positive electricity is composed of streams of north pole individual magnets, and negative electricity is composed of streams of south pole individual magnets. They are running one stream of magnets against the other stream in whirling right hand twist, and with high speed.

Protons and electrons—Are you sure they are not the north and south pole individual magnets. If we have anything we have to show that we have it. Show the base where it came from, and show how the thing functions. We can find concentrated north and south pole individual magnets in the earth, in a metal. With the metal we can demonstrate that the free north and south pole individual magnets are circulating in the earth. In the North Hemisphere the south pole individual magnets are going up, and the north pole individual magnets are coming down. Those free circulating north and south individual magnets are the building material for the magnet metal we find in the earth. This should show that the north and south pole individual magnets are the real atom builders, and not the protons and electrons. I think the north and south pole individual magnets are running in an orbit around a common core in an atom the same way as they run in an orbit around a common core in the perpetual motionholder that I made. The only difference is that an atom has a small orbit, but the perpetual motion holder has a big orbit.

I have never seen an atom, but I think the atom drawings are wrong. They should be drawn to fit the earth on account of the fact that the atom is a part of the earth. The earth has two magnet poles. This means that each pole has an equal pull and push to hold the earth together, and so each atom should be built as it could have two poles. In that case both forces that make magnet poles should run around a common core (the core

could be a particle of sunlight). If one-half of the force that makes up the atom is in the core, and the other half of the force run around the core, then in that case the atom could not join the other atoms to make a metal that could hold two magnet poles. I believe that if some enterprising man would analyze the magnet metal which comes straight from the earth he would find that the metal is not built up by protons and electrons, but by north and south pole individual magnets. I think anyone who excludes magnets and calculations about things that this earth contains, he is wrong. Those who want to know how North and South pole individual magnets contract the muscles. Connect each end of a fresh terrapin muscle with each terminal of a battery, then you will see how the muscles are contracted.

This is for biologists. I can see chromosomes without a microscope. To see I close my eyes and then I open one eye just a little to look at the blue sky. Then I can see chains of beads floating in the liquid in my eye. Some chains of beads are longer than others. Most of the chains are folded over in irregular shapes and between several beads in a chain there is a bigger bead and sometimes there is one, two or more beads hanging outside the chain, and sometimes I can see one, two or more beads floating separately. Each bead's center is light, and the outside rim dark.

If I open my eye a little more and look sharper, then I can see round shining things running in every direction in jumpy paths. Some leave shiny wave like a path before they disappear. Each shiny thing is many times smaller than each smallest bead. They are not crowded, they all use the same speed, but the speed is a little too fast for good observation.

To see finer things yet I look in a gray cloud with the eye open until I see a darker spot. When the spot begins to boil in the middle, then I can see tiny multi-colored streaks running out of the middle. The scene lasts about a minute and when it is gone then nobody can know when the next scene will come around.

Matter: Every form of existence, whether it be rock, tree or animal, has a beginning and an end, but the three things that all matter is constructed from has no beginning and no end. They are the North and South poles individual magnets, and the neutral particles of matter. These three different things are the construction blocks of everything. To begin, a meteor rock falls in the sun, the sun dissolves the rock to the final division of matter, the North and South pole individual magnets, and the sunlight then sends them out here. The vegetation absorbs some of the magnets and the sunlight, and then grows. We eat the vegetation products and build up our body, and then when we die and our body is cremated, the ashes can be made into a rock, and then the rock can be sent to the sun to be dissolved again. The North and South pole magnets can be detected while they are coming down from the sun by radio. The radio waves are made by the North and South pole magnets. They spread around the earth, and the North and South pole magnets that are coming down from the sun are hitting the radio waves across, and so disturbing their paths. That is the reason why we cannot hear the radio as well in the day time as we do at night. At night time we only get those magnets that are coming down from other suns or stars, but in the day time we get them all. Today, yesterday's sunlight is neutral particles of matter. If you had been high up above the earth yesterday there would not have been as much light there as there was on the ground. There you would have seen stars the same as at night time down here. In the empty space between the stars there is not much light, so the stars can be seen. Sunlight is light when it passes through some obstruction like the air, by going through an empty space it is not much of a light.

Flying carpets really exist, says James Beal, former NASA member and scientific researcher! And the masters of the carpets really were able to travel using the powers of their minds!

"There are many stories told by the Sufi's," said Beal, "who were the religious leaders of Persia during the middle ages. They were the keepers of the civilization's knowledge and were the teachers, throughout the Persian empire."

"In their written records, we find constant references to the flying carpet and how the Sufi's used the carpets to travel anywhere they wished."

"My investigations lead me to believe that the Sufi's were able to use their intricately designed carpets to focus their mental energies and travel out-of-

body, the carpet being the catalyst."

"If you've ever noticed the design of a Persian carpet, you will have observed that it is always a very intricate, spiral-based design, resembling a mandala — an ancient concentric symbol."

"Thus, to enhance their own status in the community, the Sufi's explained away their ability to travel at will by creating a

partial truth about using their carpets as a means of transportation.

"But they really did use their carpets, not as a vehicle, but as symbols. For them to explain an out-of-body experience to an illiterate and superstitious goat-herder, would have been impossible."

"This design always has a focal point and is made up of geometric designs, most of them being circular based."

"This ancient design has been used for centuries in the Far East as a tool for creating altered states. By concentrating on the focal point of the carpet, the Sufi's were able to focus their mental energies and travel out-of-body."

"The idea of the flying carpet is that you don't travel on the carpet, but you use the carpet as a means to help you get into this altered state. The carpet is a catalyst."

"This is the same technique that researchers have been exploring using the witches cradle, to intensify the mental focusing of energy that enables someone to experience an out-of-body trip."

"The Sufi's, as I've said, were great teachers. They taught a basically ignorant and illiterate

population by using stories and carpets, not as a vehicle, but as symbols. For them to explain an out-of-body experience to an illiterate and superstitious goat-herder, would have been impossible."

"This mind technique was closely guarded by the Sufi's and used to strengthen their hold on the population."

"Imagine the power they could exercise over an illiterate farmer if they could describe the inside of his house, what he and his wife did last night, and what they had for dinner! The farmer would be in total awe."

"And the Sufi's would popularize the concept that they could go anywhere they wished, simply by using their carpets. Which was the truth."

"Today, however, we use mechanical/electrical devices, sounds and lights, to induce altered states. But these devices are all based on ancient Sufi teachings using designs and of ten repeated words and actions that induce an altered state."

"This near area, quite understandably, is not a pleasant place to be. It is a level or plane where you 'belong' until you learn better. I don't know what happens to those who don't learn. Perhaps they stay there forever. The moment you dissociate from the physical via the Second Body, you are on the fringes of this close-by section of Locale II. It is here that one meets all sort of disjoined personalities and animate beings. If there is a protective mechanism for the neophyte, it was not apparent to me. Only by cautious and sometimes terrifying experimentation was I able to learn the art or trick of passing through the area. I still am not precisely sure of all items in this learning process, and so have presented only the obvious. Whatever the process, I have happily not encountered trouble in these passages for several years."

From his experience Robert Monroe gives detailed instructions for developing conscious out-of-the-body travel -- for one to become a Chrononaut -- and aroused considerable interest in others who want to develop this skill; so he has formed the Monroe Institute of Applied Sciences to teach it. The address is Route 1, Box 175, Faber, Virginia 22938, phone 804-361-1252. Write to him for details and for copies of his book if it can't be obtained elsewhere."

TIME TRAVEL, TIBETAN STYLE

H.P. Blavatsky, writing in "Isis Unveiled", Vol. II: "At the time when Abbe Huc was living in Paris, after his return from Thibet, he related -- among other unpublished wonders -- to a Mr. Arsenieff, a Russian gentleman, the following curious fact that he had witnessed during his long sojourn at the Lamasery of Koumboum. One day while conversing with one of the lamas the latter suddenly stopped speaking and assumed the attitude of one who is listening to a message being delivered to him, although he (Huc, a Roman Catholic priest) heard never a word. 'Then I must go', suddenly broke forth the lama, as if in response to a message."

"Go where?" inquired the astonished 'lama of Jehovan, Huc'. 'And with whom were you talking?' 'To the lamasery of ***,' was the quiet answer. 'The Shaberon wants me; it was he who summoned me.'

"Now this lamasery was many days' journey from that of Koumboum in which the conversation was taking place. But what seemed to astonish Huc the most was that, instead of setting off on his journey the lama simply walked to a sort of cupola-room on the roof of the house in which they lived and another lama, after exchanging a few words, followed them to the terrace by means of the ladder and peering between them, locked and barred his companion in. Then turning to Huc after a few seconds of meditation, he smiled and informed guest that 'he had gone'."

"But how could he? Why have you locked him in, and the room has no issue?" insisted the missionary.

"And what good would a door be to him?" answered the custodian. 'It is he himself who went away; his body is not needed, so he left it in my charge.'"

It was three days before the lama returned to his body, and when he did Huc and his companion, Father Gabet, were removed from the great monastery. Apparently the Shaberon had come to realize the duplicity of these religious interlopers and wanted them out of the country. The priests had not come to learn but to convert, as emissaries of the false Christ, Looeamong, a Moon god.

March-April 1984 RR, Page 549 VISTA.CA.

THE AMAZING CONE HAS minutes before sleep, lifts you into unbelievable dream experiences. Conical Corp., Box 104, Santa Cruz, CA.



Baker, Dr. Douglas M. THE PRACTICAL TECHNIQUES OF ASTRAL PROJECTION. The nature of astral projection; its types, stages, and techniques; the astral world. New York, 1977. 96 pp. Paper.

Brennan, J. H. ASTRAL DOORWAYS. Provides concentration and visualization exercises to prepare the reader for an astral journey through one of the four doors. New York, 1972.

Yram. PRACTICAL ASTRAL PROJECTION. Excellent instructions in the mechanics of astral projection as well as the relationship between the individual and the universe. New York, 1972.