

# HOW TO GET FREE SODA AND CASH FROM SODA MACHINES, ETC...

## UUE EXCLUSIVE PLANS

-----  
FIRST UNDERSTAND THAT ANYTHING YOU DO WITH THIS INFORMATION IS YOUR RESPONSIBILITY AND NOT OURS. YOU ARE SOLEY LIABLE FOR ANY ACTIONS YOU TAKE BY USE OF ANY KNOWLEDGE OR INFO YOU OBTAINED OR WILL OBTAIN FROM UUE OR IT'S EMPLOYEES. DO NOT USE OR MISUSE THIS INFO OR ANY OTHER INFO FOR ILLEGAL PURPOSES.  
-----

### SODA MACHINES

They are sitting ducks waiting to be taken, destroyed, vandalized, etc...by anyone who has the power. One of these powers comes from electricity or plasma. Plasma enters the circuit by means of any wire that has any possible connection to the circuit. Switch wires, power cord wires, ground wires, lighting wires, display wires, etc...they are all connected to the microprocessor or main chip that controls the actions and reactions of the machine.

### CASH

Many soda machines give change if you put too much in them. These machines usually hold about 25-40 in change. If the machine is zapped correctly the money will fall out of the machine all at one time.

### SODA

Genernally one of everything in the machine will fall at the same time, machines have a failsafe feature in case this happens, they shut off but cannot turn back on because you have fried the board. Sometimes even the refrig unit turns off.

-----  

### WHERE TO ZAP THE MACHINE TO GET WHAT?.

Using our Ultra high plasma generator device you can get free soda or cash from almost any newer machine that uses 115vac from the wall.

FREE SODA free cash:

WHAT YOU GET

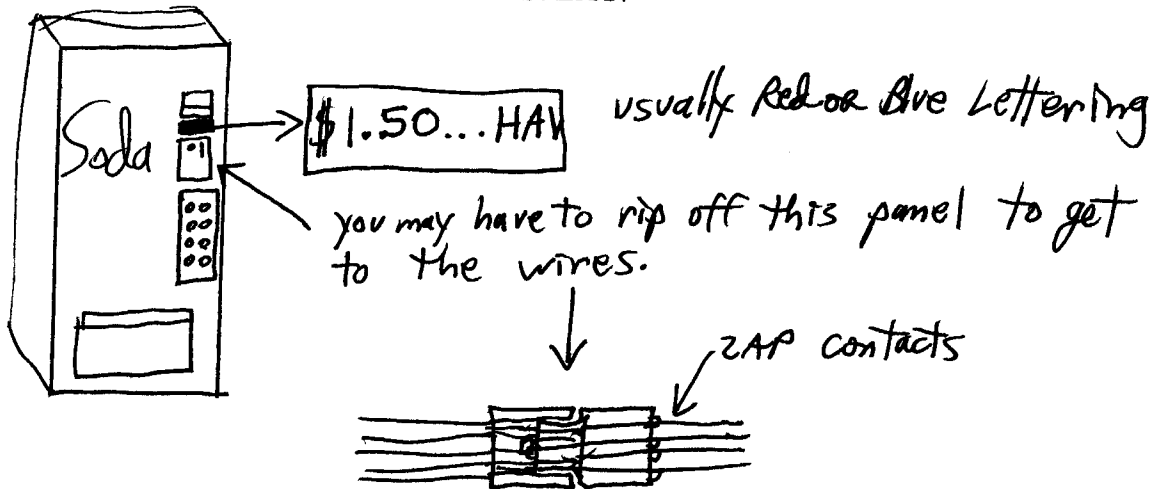
one or two sodas at a time  
one of everything at one time  
cash  
all cash  
soda or cash or both  
soda or cash or both

WHERE TO ZAP WITH PLASMA

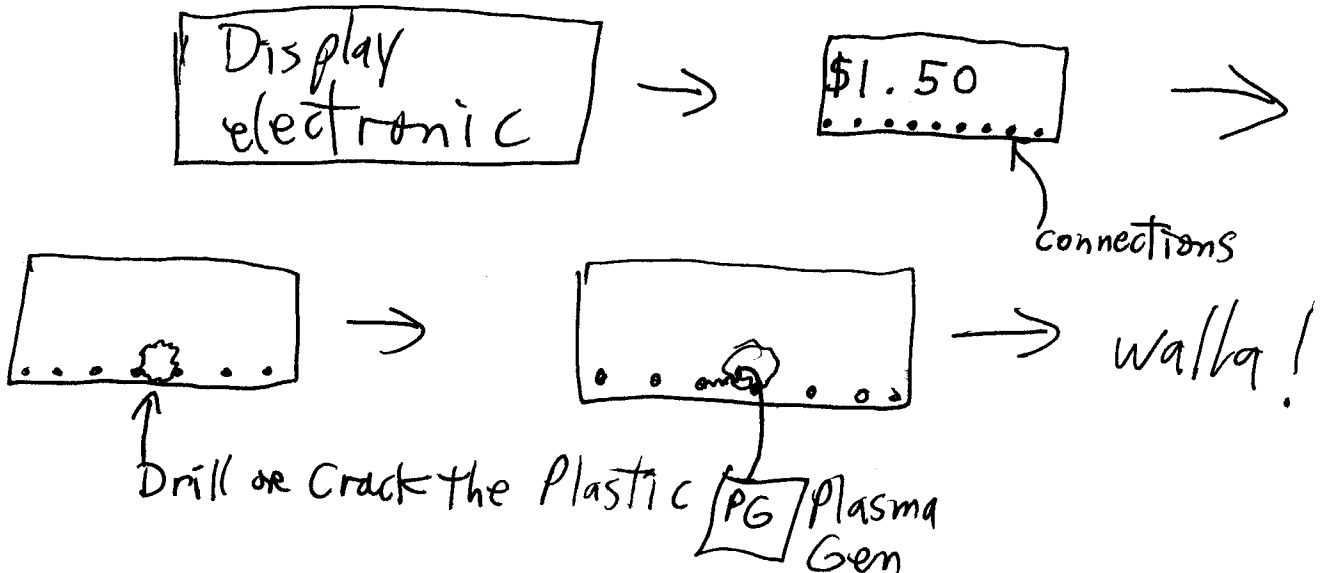
the main relay wires behind the display  
the display connections  
the main relay wires behind the display  
the display connections  
the main power lines ingoing to machine  
rip off a switch and zap the grd and hot

-----where is all this stuff located on the machine??-----

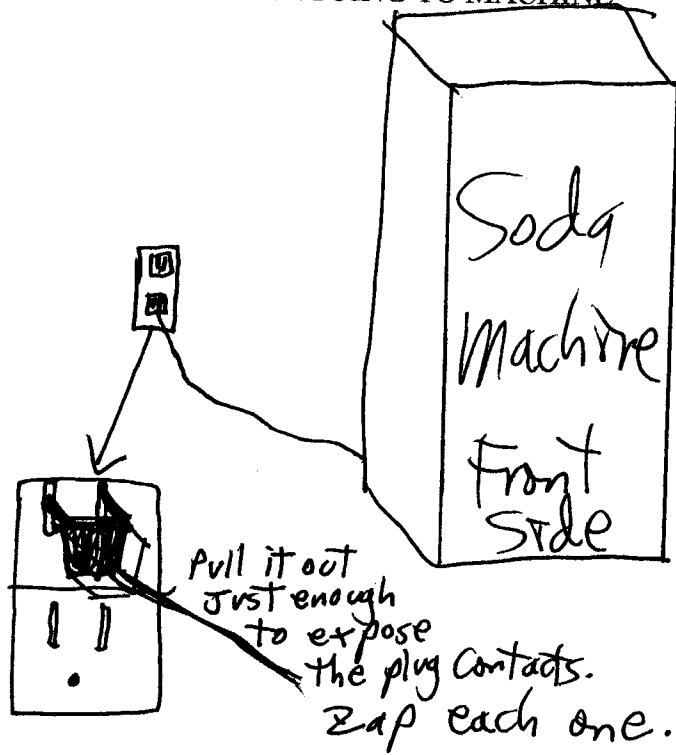
THE MAIN RELAY WIRES BEHIND THE DISPLAY:



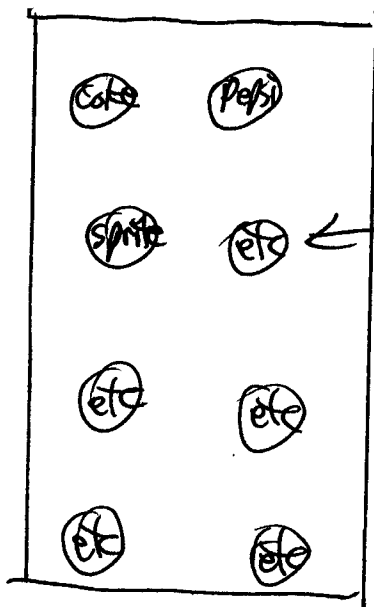
THE DISPLAY CONNECTIONS:



THE MAIN POWER LINES INGOING TO MACHINE:



RIP OFF SWITCH AND ZAP THE GRND AND HOT:



rip it off with knife, etc...  
zap the wires inside.

THERE IS NO NEED TO GROUND THE PLASMA GENERATOR, USE ONLY THE HOT PLASMA WIRE...DO NOT SHORT OUT THE WIRE TO THE CONNECTIONS JUST ARC THE PLASMA TO THE CONNECTIONS, THIS WILL CAUSE RANDOM NOISE AND HIGH VOLTAGE WHICH WILL SHORT OUT AND DISTORT THE LOGIC IN THE BOARD WHICH WILL GIVE YOU WHAT YOU WANT...

GENERAL SKETCH OF A FIRST CLASS MACHINE AND WHERE IT'S ALL LOCATED:

