

HIGH POWER GUIDED EMP GENERATOR WEAPON

WE ARE NOT LIABLE FOR ANY ACTIONS, OUTCOMES, DAMAGES, HARM, DEATH, ETC FROM CONSTRUCTION, OR EXPERIMENTATION OF THIS DEVICE. DO NOT BUILD IT!!!

THANKS TO TESLA AND SOME OTHER GREAT ENGINEERS FOR THE CONCEPTS AND THEORY BEHIND THIS INGENIOUS DESIGN. CAUTION MUST BE USED WITH THIS DEVICE, IT IS CAPABLE OF KNOCKING AIRPLANES OUT THE SKY, DESTROYING SATELLITES AND EVEN HARMING OR KILLING PEOPLE. IF YOU BUILD AND USE THIS DEVICE YOU WILL BE SUBJECT TO ALL LIABILITY FROM IT. THIS DEVICE CAN TURN OFF AND DESTROY ELECTRONIC AND ORGANIC MATERIALS. DO NOT AIM AT PEOPLE OR PROPERTY.

THE RANGE: AROUND 300-500YDS.

THE CONCEPT: BASED ON TESLA DESIGN AND CONCEPTS OF MAGNETIC VORTEX FIELDS. TESLA KNEW THAT MAGNETIC FIELDS MUST COLLAPSE, BUT HOW THEY COLLAPSE MAKES ALL THE DIFFERENCE IN THE WORLD. UPON ENERGIZING THE PRIMARY COIL, IT ACTS AS BOTH AN ANTENNA AND A FIELD GENERATOR. IT ENERGIZES THE SECONDARY COIL WITH A GREATER FIELD AND AS A WHOLE ACTS AS AN AMPLIFIER FOR THE VARIED FREQUENCIES GENERATED THROUGH THE ARC GAP AND RESONANCE OF THE COILS. ITS VERY HARD TO UNDERSTAND BUT DO SOME HOMEWORK AND YOU WILL. THE THIRD CONCEPT UTILIZES MICROWAVE RADIATION-I DON'T THINK I HAVE TO EXPLAIN MICROWAVE RADIATION CAPABILITIES. JUST PUT A WALKMAN IN THE MICROWAVE AND TURN IT ON, I THINK YOU CAN CONCEIVE WHAT WOULD HAPPEN.

FOR INFORMATION ONLY!! DO NOT USE THIS DEVICE FOR DESTRUCTIVE PURPOSES!!!

=====

PARTS LIST:

HARDWARE

PIPE1	1	25 INCH LONG ALUMINUM PIPE W/ 4 INCH DIAMETER
TAPE	ROLL	CLOTH TAPE.
PAINT	CAN	ONE CAN OF EPOXY PAINT, HV INSULATION.
GLUE	TWO TYPES	HIGH TEMP SILICON, HIGH TEMP EPOXY.
1/16" steel plate	1 (3.15" DIAMETER)	THIS MUST BE POLISHED ON ONE SIDE.
PIPE2	1	38 INCH LONG 2" x 3.5" Rectangular Tube.

ELECTRICAL

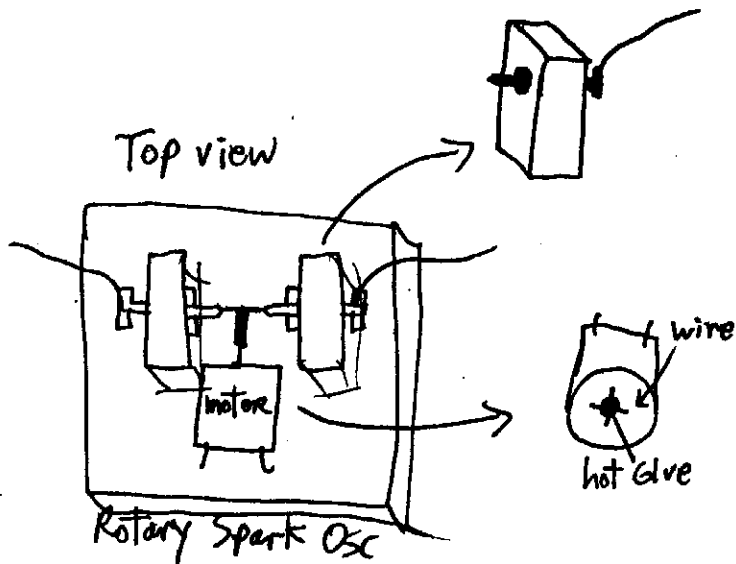
TRAN1	1	20,000-30,000 V TRANSFORMER AC OUT.
RSPK	1	ROTARY SPARK GAP. FIG 1.
WIRE1	ROLL	16 GAUGE FOR HARNESSING.
WIRE2	ROLL	22 GAUGE FOR SECONDARY.
CAPS	1 EACH	.0001pF 250KVDC & .1uF 60KVDC (CALL US LEAVE MESSAGE)
TUBING	4FT	1/4" COPPER TUBING FROM HARDWARE STORE.
MAG1	1	1200 WATT MAGNETRON.
MPOW1	1 UNIT	1200 WATT POWER SUPPLY.
SWITCH	1	HIGH POWER TOGGLE SWITCH.

WE ARE NOT LIABLE FOR ANY DAMAGES, HARM, DEATH, ACCIDENTS, ETC CAUSED BY CONSTRUCTION, USE OR EXPERIMENTATION OF THIS DEVICE OR DEVICES SIMILAR TO IT.

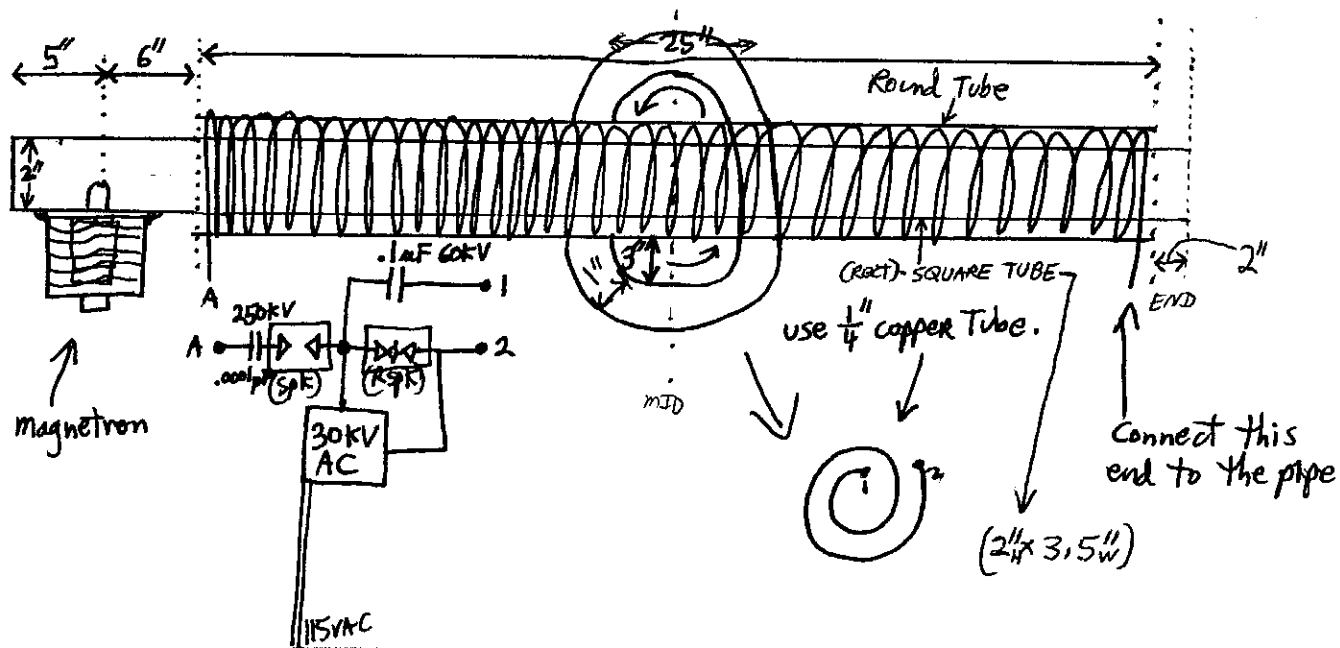
FIG 1.....SPARK GAP CONTRUCTION...

PARTS NEEDED:

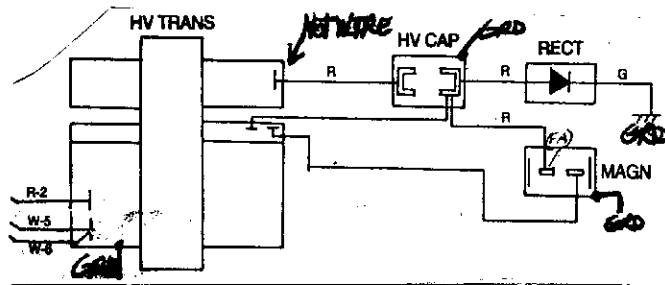
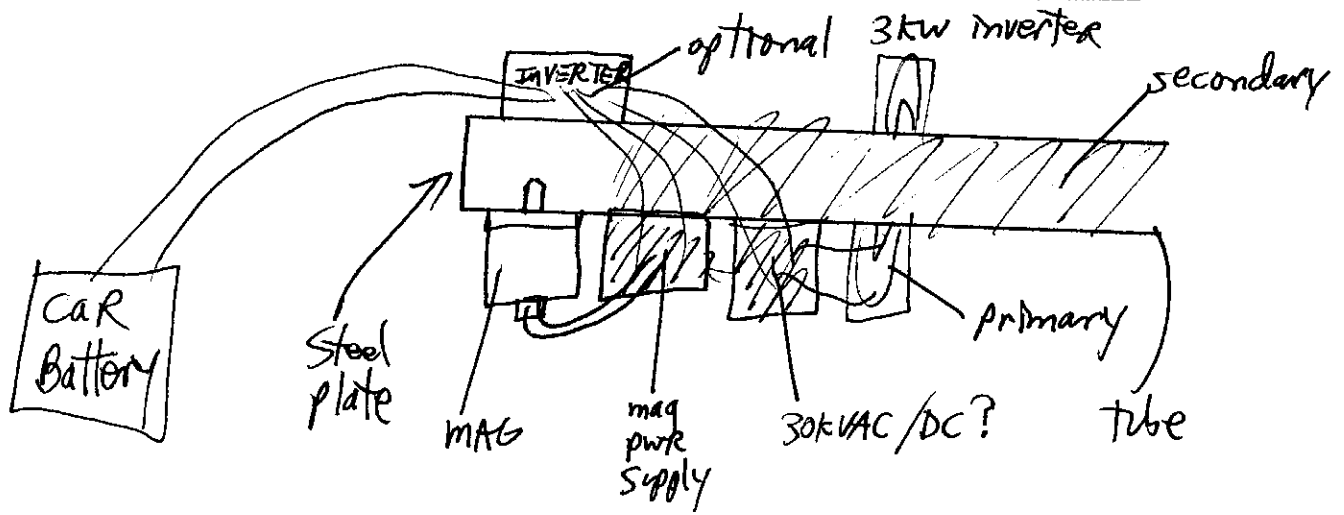
- TWO 1/4 INCH NUTS AND BOLTS.
- 2X4 WOOD...4INCHES LONG.
- 12 GA WIRE FOR HARNESSING.
- MOTOR WITH ROTOR, PLASTIC.
- HOT GLUE GUN



WRAP 25 INCHES OF WIRE (FLAT AND LEVEL NOT BUNCHED UP) ON THE PIPE, IT MUST 6 INCHES FROM THE MAGNETRON.



PICTORAL DIAGRAM OF FINAL DEVICE.



Magnetron to Pwr Supply
Hook up Diagram.

HOOK THE SPARK GAP UP TO THE COIL AND THE POWER SUPPLY. THIS WILL CAUSE RANDOM FREQUENCY TO BE GENERATED THROUGH THE TUBE AND HELP MODULATE THE MICROWAVES WITH THE SIGNAL.

WE ARE NOT LIABLE FOR ANY DAMAGES, DEATH, HARM, DESTRUCTION, USE OR MISUSE OF THIS DEVICE OR DEVICES LIKE IT. THE USER OF THE DEVICE IS SOLEY LIABLE FOR ALL ACTIONS AND OUTCOMES PERFORMED WITH THE DEVICE.